

Printed-circuit board connector - PTCM 0,5/ 3-PI-2,5 WH - 1015243

Please be informed that the data shown in this PDF Document is generated from our Online Catalog. Please find the complete data in the user's documentation. Our General Terms of Use for Downloads are valid (<http://phoenixcontact.com/download>)




PCB connector, nominal current: 6 A, rated voltage (III/2): 160 V, nominal cross section: 0.75 mm², number of positions: 3, pitch: 2.5 mm, connection method: Crimp connection, color: white, contact surface: Tin

Your advantages

- ✓ White design: Stable color when welding and during use
- ✓ High current carrying capacity of 6 A in very compact dimensions
- ✓ Inverted connector with pin contacts for touch-proof device outputs or free-hanging cable/cable connections
- ✓ Cost-effective connection of crimped conductors in large quantities
- ✓ Tools for manual and automatic crimping available as an option



Key Commercial Data

Packing unit	250 pc
GTIN	 4 055626 495453
GTIN	4055626495453

Technical data

Item properties

Brief article description	Printed-circuit board connector
Plug-in system	COMBICON COMPACT PTSM
Type of contact	Male connector
Range of articles	PTCM 0,5/...-PI
Pitch	2.5 mm
Number of positions	3
Connection method	Crimp connection
Number of levels	1
Number of connections	3
Number of potentials	3

Electrical parameters

Printed-circuit board connector - PTCM 0,5/ 3-PI-2,5 WH - 1015243

Technical data

Electrical parameters

Nominal current	6 A
Nom. voltage	160 V
Rated voltage	160 V
Rated voltage (III/2)	160 V
Rated voltage (II/2)	320 V
Rated surge voltage (III/3)	2.5 kV
Rated surge voltage (III/2)	2.5 kV
Rated surge voltage (II/2)	2.5 kV

Connection capacity

Connection method	Crimp connection
Conductor cross section flexible	0.14 mm ² ... 0.75 mm ² (Maximum external diameter of the insulation 1.9 mm)
Conductor cross section AWG / kcmil	26 ... 18 (Maximum external diameter of the insulation 1.9 mm)
Stripping length	4.1 mm ... 4.5 mm

Material data - housing

Housing color	white (9010)
Insulating material	PA
Insulating material group	I
CTI according to IEC 60112	600
Flammability rating according to UL 94	V0
Glow wire flammability index GWFI according to EN 60695-2-12	850
Glow wire ignition temperature GWIT according to EN 60695-2-13	775
Temperature for the ball pressure test according to EN 60695-10-2	125 °C

Dimensions for the product

Length [l]	18.3 mm
Width [w]	9.2 mm
Height [h]	5 mm
Pitch	2.5 mm
Height (without solder pin)	5 mm

Packaging information

Type of packaging	packed in cardboard
Pieces per package	250
Denomination packing units	Pcs.

Ambient conditions

Ambient temperature (storage/transport)	-40 °C ... 70 °C
Ambient temperature (assembly)	-5 °C ... 100 °C
Ambient temperature (operation)	-40 °C ... 100 °C (dependent on the derating curve)

Termination and connection method

Printed-circuit board connector - PTCM 0,5/ 3-PI-2,5 WH - 1015243

Technical data

Mechanical tests according to standard

Test specification	IEC 61984
Visual inspection	IEC 60512-1-1:2002-02
Dimension check	IEC 60512-1-2:2002-02
Resistance of inscriptions	IEC 60068-2-70:1995-12
Insertion and withdrawal force	IEC 60512-13-2:2006-02
No. of cycles	25
Insertion strength per pos. approx.	3 N
Withdraw strength per pos. approx.	2 N
Polarization and coding	IEC 60512-13-5:2006-02
Contact holder in insert	IEC 60512-15-1:2008-05
Test force per pos.	20 N

Air clearances and creepage distances

Clearances and creepage distances	IEC 60664-1:2007-04
Specification	IEC 60664-1:2007-04
Minimum clearance - inhomogeneous field (III/3)	1.5 mm
Minimum clearance - inhomogeneous field (III/2)	1.5 mm
Minimum clearance - inhomogeneous field (II/2)	1.5 mm
Minimum creepage distance value (III/3)	2 mm
Minimum creepage distance value (III/2)	1.5 mm
Minimum creepage distance value (II/2)	1.6 mm

Current carrying capacity / derating curves

Caption	Type: PTCM 0,5/...-PL-2,5 WH with PTCM 0,5/...-PI-2,5 WH
Specification	IEC 61984:2008-10
Reduction factor	0.8
Note	Representation based on IEC 60512-5-2:2002-02
	For number of positions, see diagram

Mechanical tests (A)

Test specification	IEC 61984
Insertion strength per pos. approx.	3 N
Withdraw strength per pos. approx.	2 N
Polarization when inserted requirement >20 N	Test passed
Contact holder in insert requirements >20 N	Test passed

Durability tests (B)

Specification	IEC 60512-9-1:2010-03
Contact resistance R ₁	3.2 mΩ
Insertion/withdrawal cycles	25
Contact resistance R ₂	3.4 mΩ
Impulse withstand voltage at sea level	2.95 kV
Power-frequency withstand voltage	1.39 kV

Printed-circuit board connector - PTCM 0,5/ 3-PI-2,5 WH - 1015243

Technical data

Thermal tests (C)

Specification	IEC 60512-5-1:2002-02
Number of positions	8
Conductor cross section	0.75 mm ²
Test current	6 A
Upper limiting temperature requirements <100 °C	Test passed

Climatic tests (D)

Specification	ISO 6988:1985-02
Cold stress	-55 °C/2 h
Thermal stress	105 °C/168 h
Corrosive stress	0.2 dm ³ SO ₂ on 300 dm ³ /40 °C/1 cycle
Impulse withstand voltage at sea level	2.95 kV
Power-frequency withstand voltage	1.39 kV

Environmental and durability tests (E)

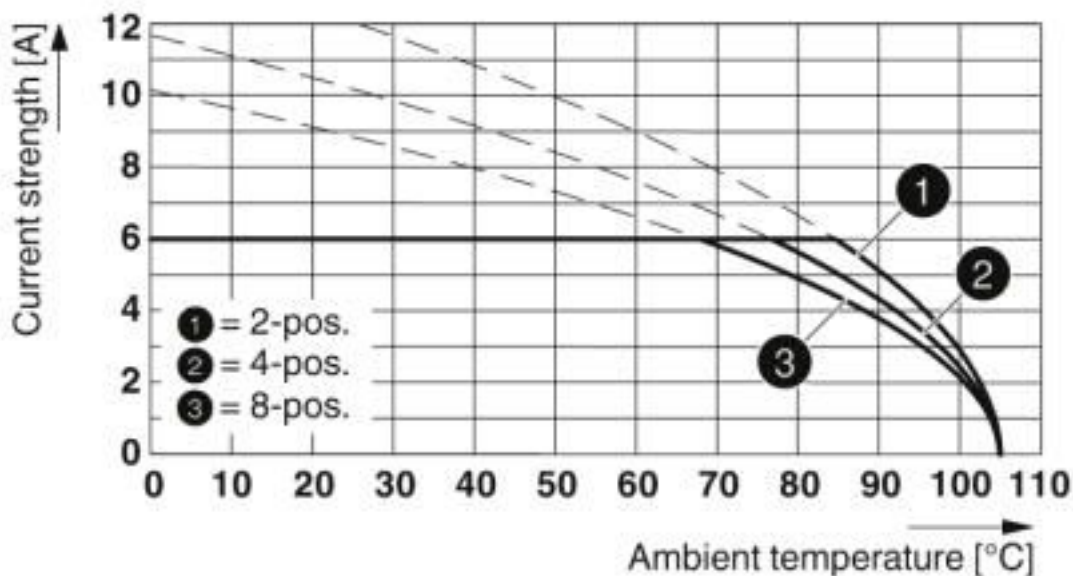
Specification	IEC 61984:2008-10
Result, degree of protection, IP code	Finger safety with IP20 test finger

Environmental Product Compliance

China RoHS	Environmentally friendly use period: unlimited = EFUP-e
	No hazardous substances above threshold values

Drawings

Diagram



Type: PTCM 0,5/...-PL-2,5 WH with PTCM 0,5/...-PI-2,5 WH

Printed-circuit board connector - PTCM 0,5/ 3-PI-2,5 WH - 1015243

Classifications

eCl@ss

eCl@ss 10.0.1	27440309
eCl@ss 4.0	27260700
eCl@ss 4.1	27260700
eCl@ss 5.0	27260700
eCl@ss 5.1	27260700
eCl@ss 6.0	27260700
eCl@ss 7.0	27440309
eCl@ss 8.0	27440309
eCl@ss 9.0	27440309

ETIM

ETIM 6.0	EC002638
ETIM 7.0	EC002638

Approvals


Approvals


Approvals

cULus Recognized / EAC / VDE Zeichengenehmigung

Ex Approvals

Approval details

cULus Recognized		http://database.ul.com/cgi-bin/XYV/template/LISEXT/1FRAME/index.htm	E60425-20101209
	B	D	
Nominal voltage UN	150 V	150 V	
Nominal current IN	5 A	5 A	
mm ² /AWG/kcmil	22-18	22-18	

EAC		B.01687
-----	---	---------

Printed-circuit board connector - PTCM 0,5/ 3-PI-2,5 WH - 1015243

Approvals

VDE Zeichengenehmigung		http://www2.vde.com/de/Institut/Online-Service/VDE-gepruefteProdukte/Seiten/Online-Suche.aspx	40048497
Nominal voltage UN		160 V	
Nominal current IN		6 A	
mm ² /AWG/kcmil		0.14-.75	

Accessories

Accessories

Crimp contact

Accessories - PTCM-MP-PI 0,34-0,75 R - 1013987



Crimp contact, type of contact: Male connector, connection method: Crimp connection, contact surface: Tin

Accessories - PTCM-MP-PI 0,14-0,5 R - 1013988



Crimp contact, type of contact: Male connector, connection method: Crimp connection, contact surface: Tin

Accessories - PTCM-MP-PI 0,34-0,75 - 1013989



Crimp contact, type of contact: Male connector, connection method: Crimp connection, contact surface: Tin

Accessories - PTCM-MP-PI 0,14-0,5 - 1013990



Crimp contact, type of contact: Male connector, connection method: Crimp connection, contact surface: Tin

Printed-circuit board connector - PTCM 0,5/ 3-PI-2,5 WH - 1015243

Accessories

Crimping tool

Crimping pliers - CRIMPFOX-P CC 0.75 L - 1064998



Crimping pliers, for COMBICON crimp connectors with cross section: 0.14 ... 0.75 mm². Unlockable pressure lock, precise parallel crimping, front entry, B crimp, incl. 2 positioning aids

Additional products

Printed-circuit board connector - PTSM 0,5/ 3-P-2,5 WH - 1704854



PCB connector, nominal current: 6 A, rated voltage (III/2): 160 V, nominal cross section: 0.5 mm², number of positions: 3, pitch: 2.5 mm, connection method: Push-in spring connection, color: white, contact surface: Tin

Feed-through header - PTSM 0,5/ 3-HHI-2,5-SMD WHR44 - 1707992



PCB headers, nominal current: 6 A, rated voltage (III/2): 160 V, nominal cross section: 0.5 mm², number of positions: 3, pitch: 2.5 mm, color: white, contact surface: Tin, mounting: SMD soldering, pin layout: Linear pad geometry, solder pin [P]: 2 mm, Article with anti-rotation pin

Feed-through header - PTSM 0,5/ 3-HHI0-2,5-SMD WHR44 - 1815206



PCB headers, nominal current: 6 A, rated voltage (III/2): 160 V, nominal cross section: 0.5 mm², number of positions: 3, pitch: 2.5 mm, color: white, contact surface: Tin, mounting: SMD soldering, pin layout: Linear pad geometry

Feed-through header - PTSM 0,5/ 3-HHI-2,5-THR WH R32 - 1814993



PCB headers, nominal current: 6 A, rated voltage (III/2): 160 V, nominal cross section: 0.5 mm², number of positions: 3, pitch: 2.5 mm, color: white, contact surface: Tin, mounting: THR soldering, pin layout: Linear pinning, solder pin [P]: 2.1 mm

Printed-circuit board connector - PTCM 0,5/ 3-PI-2,5 WH - 1015243

Accessories

Printed-circuit board connector - PTSM 0,5/ 3-PL-2,5 WH - 1709459



PCB connector, nominal current: 6 A, rated voltage (III/2): 160 V, nominal cross section: 0.5 mm², number of positions: 3, pitch: 2.5 mm, connection method: Push-in spring connection, color: white, contact surface: Tin

Printed-circuit board connector - PTCM 0,5/ 3-PL-2,5 WH - 1015463



PCB connector, nominal current: 6 A, rated voltage (III/2): 160 V, nominal cross section: 0.75 mm², number of positions: 3, pitch: 2.5 mm, connection method: Crimp connection, color: white, contact surface: Tin

Phoenix Contact 2020 © - all rights reserved
<http://www.phoenixcontact.com>

PHOENIX CONTACT GmbH & Co. KG
Flachsmarktstr. 8
32825 Blomberg
Germany
Tel. +49 5235 300
Fax +49 5235 3 41200
<http://www.phoenixcontact.com>

Mouser Electronics

Authorized Distributor

Click to View Pricing, Inventory, Delivery & Lifecycle Information:

[Phoenix Contact:](#)

[1015243](#)