


# Cable - CABLE-2FLK24/2FLK24/DV/ 4,0M/S - 2906956

Please be informed that the data shown in this PDF Document is generated from our Online Catalog. Please find the complete data in the user's documentation. Our General Terms of Use for Downloads are valid (<http://phoenixcontact.com/download>)

Assembled shielded round cable; controller: Emerson Delta V S-Series; connection 1: IDC/FLK socket strip (2x 24-position); connection 2: IDC/FLK socket strip (2x 24-position); cable length: 4 m



## Key Commercial Data

Packing unit	1 pc
GTIN	 4 055626 144887
GTIN	4055626144887

## Technical data

### Ambient conditions

Ambient temperature (operation)	-40 °C ... 70 °C (fixed installation)
	-10 °C ... 70 °C (flexible installation)
Ambient temperature (storage/transport)	-40 °C ... 80 °C
Maximum altitude	≤ 2000 m
Degree of protection	IP00
	≥ IP54 (Installation location)

### General

Max. permissible operating voltage	25 V AC
	60 V DC
Max. current carrying capacity per path	1 A (50 °C)
	0.6 A (70 °C)
Length of cable	4 m
External cable diameter	11 mm ±0.4 mm
Single wire, cross section	0.14 mm <sup>2</sup>
Single wire, cross section [AWG]	26
Single wire, number of litz wires	7
Single wire, material	Cu tin-plated

# Cable - CABLE-2FLK24/2FLK24/DV/ 4,0M/S - 2906956

## Technical data

### General

Wire diameter incl. insulation	1 mm ±0.03 mm
Smallest bending radius, fixed installation	114 mm
Smallest bending radius, movable installation	205 mm
Bending cycles	5000 (at a radius of ≥ 15x outside diameter)
Cable, preassembly	Insulation displacement, IEC 60352-4/DIN EN 60352-4
Shielding	yes
Cable insulation resistance	≥ 20 MΩ/km (20 °C)
Cable resistance	≤ 145 Ω/km (20 °C)
Outer sheath, material	Semi-rigid PVC
External sheath, color	gray
Nominal operating mode	100% operating factor

### Connection data

Connection name	Field level
Connection in acc. with standard	IEC 60603-13
Connection method	IDC/FLK socket strip
Number of connections	2
Number of positions	24
Insertion/withdrawal cycles	> 50
Pitch	2.54 mm

### Connection data 2

Connection name	Controller level
Connection in acc. with standard	IEC 60603-13
Connection method	IDC/FLK socket strip
Number of connections	2
Number of positions	24
Conductor cross section AWG	26
Insertion/withdrawal cycles	> 50
Pitch	2.54 mm

### Standards and Regulations

Flame resistance	UL VW-1
	CSA FT-1
	IEC 60332-1-2
	VDE 0842, Part 332-1-2
	IEC 60332-3-22
Resistance to oil	against occasional splashes
Gasoline resistance	against occasional splashes
Designation	Air clearances and creepage distances
Standards/regulations	DIN EN 50178
Rated insulation voltage	63 V

## Cable - CABLE-2FLK24/2FLK24/DV/ 4,0M/S - 2906956

### Technical data

#### Standards and Regulations

Rated surge voltage	0.6 kV
Insulation	Functional insulation
Pollution degree	2
Overvoltage category	II

#### Supported controller

Controller	Emerson DeltaV
- suitable I/O card	SE4053S2B11
	SE4083S2B11

#### Environmental Product Compliance

China RoHS	Environmentally Friendly Use Period = 50 years
	For details about hazardous substances go to tab "Downloads", Category "Manufacturer's declaration"

### Drawings

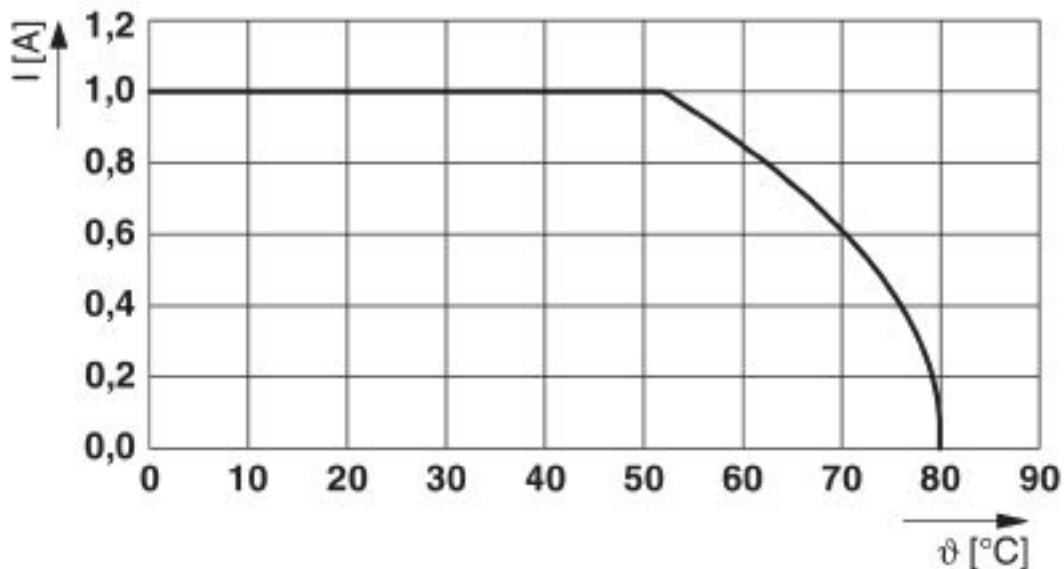
# Cable - CABLE-2FLK24/2FLK24/DV/ 4,0M/S - 2906956

Connection diagram

FLK24 X1 A	FLK24 X3 B	FLK24 X2 C	FLK24 X4 D	Conductor color
PIN 1	PIN 1			black
PIN 2	PIN 2			brown
PIN 3	PIN 3			red
PIN 4	PIN 4			orange
PIN 5	PIN 5			yellow
PIN 6	PIN 6			green
PIN 7	PIN 7			blue
PIN 8	PIN 8			violet
PIN 9	PIN 9			gray
PIN 10	PIN 10			white
PIN 11	PIN 11			white-black
PIN 12	PIN 12			white-brown
PIN 13	PIN 13			white-red
PIN 14	PIN 14			white-orange
PIN 15	PIN 15			white-yellow
PIN 16	PIN 16			white-green
PIN 17	PIN 17			white-blue
PIN 18	PIN 18			white-violet
PIN 19	PIN 19			white-gray
PIN 20	PIN 20			brown-black
PIN 21	PIN 21			brown-red
PIN 22	PIN 22			brown-orange
PIN 23	PIN 23			brown-yellow
PIN 24	PIN 24			brown-green
		PIN 1	PIN 1	brown-blue
		PIN 2	PIN 2	brown-violet
		PIN 3	PIN 3	brown-gray
		PIN 4	PIN 4	brown-white
		PIN 5	PIN 5	green-black
		PIN 6	PIN 6	green-brown
		PIN 7	PIN 7	green-red
		PIN 8	PIN 8	green-orange
		PIN 9	PIN 9	green-blue
		PIN 10	PIN 10	green-violet
		PIN 11	PIN 11	green-gray
		PIN 12	PIN 12	green-white
		PIN 13	PIN 13	yellow-black
		PIN 14	PIN 14	yellow-brown
		PIN 15	PIN 15	yellow-red
		PIN 16	PIN 16	yellow-orange
		PIN 17	PIN 17	yellow-blue
		PIN 18	PIN 18	yellow-violet
		PIN 19	PIN 19	yellow-gray
		PIN 20	PIN 20	yellow-white
		PIN 21	PIN 21	gray-black
		PIN 22	PIN 22	gray-brown
		PIN 23	PIN 23	gray-red
		PIN 24	PIN 24	gray-orange

# Cable - CABLE-2FLK24/2FLK24/DV/ 4,0M/S - 2906956

Diagram



Maximum permissible current per path in uncoiled state

## Classifications

eCl@ss

eCl@ss 10.0.1	27242220
eCl@ss 4.0	27060300
eCl@ss 4.1	27060300
eCl@ss 5.0	27242200
eCl@ss 5.1	27242200
eCl@ss 6.0	27249200
eCl@ss 7.0	27249205
eCl@ss 8.0	27249205
eCl@ss 9.0	27242220

ETIM

ETIM 2.0	EC000237
ETIM 3.0	EC000237
ETIM 4.0	EC000237
ETIM 5.0	EC000237
ETIM 6.0	EC000237
ETIM 7.0	EC000237

UNSPSC

UNSPSC 6.01	26121620
UNSPSC 7.0901	26121620
UNSPSC 11	26121620

# Cable - CABLE-2FLK24/2FLK24/DV/ 4,0M/S - 2906956

## Classifications

### UNSPSC

UNSPSC 12.01	26121620
UNSPSC 13.2	26121620
UNSPSC 18.0	26121620
UNSPSC 19.0	26121620
UNSPSC 20.0	26121620
UNSPSC 21.0	26121620

## Approvals

### Approvals

---

#### Approvals


UL Listed / cUL Listed / EAC / cULus Listed


---

#### Ex Approvals

---

### Approval details

UL Listed		<a href="http://database.ul.com/cgi-bin/XYV/template/LISEXT/1FRAME/index.htm">http://database.ul.com/cgi-bin/XYV/template/LISEXT/1FRAME/index.htm</a>	FILE E 238705
Nominal voltage UN	125 V		
Nominal current IN	1 A		

cUL Listed		<a href="http://database.ul.com/cgi-bin/XYV/template/LISEXT/1FRAME/index.htm">http://database.ul.com/cgi-bin/XYV/template/LISEXT/1FRAME/index.htm</a>	FILE E 238705
Nominal voltage UN	125 V		
Nominal current IN	1 A		

EAC		RU*- DE.HB*35.B00385
-----	---	-------------------------

cULus Listed	
--------------	---

Phoenix Contact 2020 © - all rights reserved  
<http://www.phoenixcontact.com>

PHOENIX CONTACT GmbH & Co. KG  
Flachmarktstr. 8  
32825 Blomberg  
Germany  
Tel. +49 5235 300  
Fax +49 5235 3 41200  
<http://www.phoenixcontact.com>

# Mouser Electronics

Authorized Distributor

Click to View Pricing, Inventory, Delivery & Lifecycle Information:

[Phoenix Contact:](#)

[2906956](#)