

Housing - HC-ADV-B16-HLWH-1TTM25-MF-BK - 1420921

Please be informed that the data shown in this PDF Document is generated from our Online Catalog. Please find the complete data in the user's documentation. Our General Terms of Use for Downloads are valid (<http://phoenixcontact.com/download>)




Sleeve housing B16, with screw locking, material: Die-cast aluminum, salt water resistant, cable outlets: 1, straight, height: 74 mm, cable gland: none, support sleeve: no, 1x M25, Increased environmental requirements



COMPLIANT

Key Commercial Data

Packing unit	1 pc
GTIN	 4 0 5 5 6 2 6 2 4 9 2 0 9
GTIN	4055626249209

Technical data

Dimensions

Height	74 mm
Width	57 mm
Length	125.5 mm
Length of the assembly cutout	86 mm
Width of the assembly cutout	35 mm

Ambient conditions

Degree of protection of housing (IP)	IP66
	IP68 (0.2 bar/24 h)
	IP69 (ISO 20653:2013-02)
Degree of protection of housing (NEMA)	4 (UL 50e)
	4X (UL 50e)
	12 (UL 50e)
Ambient temperature (operation)	-40 °C ... 125 °C

General

Note	For contact inserts HC-B16, BB32, D40, DD72, HS6, HV6, M, K
Size	B16
Housing type	Sleeve housing

Housing - HC-ADV-B16-HLWH-1TTM25-MF-BK - 1420921

Technical data

General

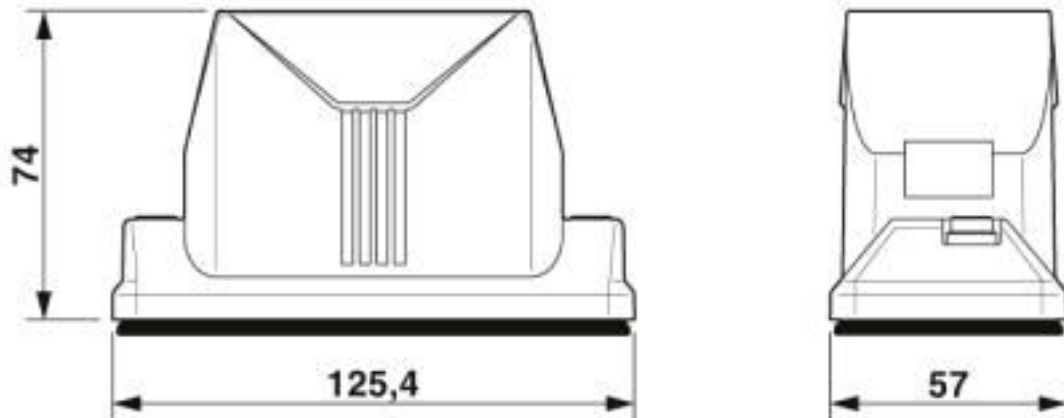
Color	black
Locking type	with screw locking
Fixing screws	M6 (screw head: 5 mm Allen screw)
No. of cable outlets	1
Cable outlet	straight
Screw connection	none
Type of the screw connection	1x M25
Housing material	Die-cast aluminum, salt water resistant
Housing surface material	Powder-coated, black
Seal material	Viton
Material lock	Stainless steel

Environmental Product Compliance

China RoHS	Environmentally Friendly Use Period = 50 years
	For details about hazardous substances go to tab "Downloads", Category "Manufacturer's declaration"

Drawings

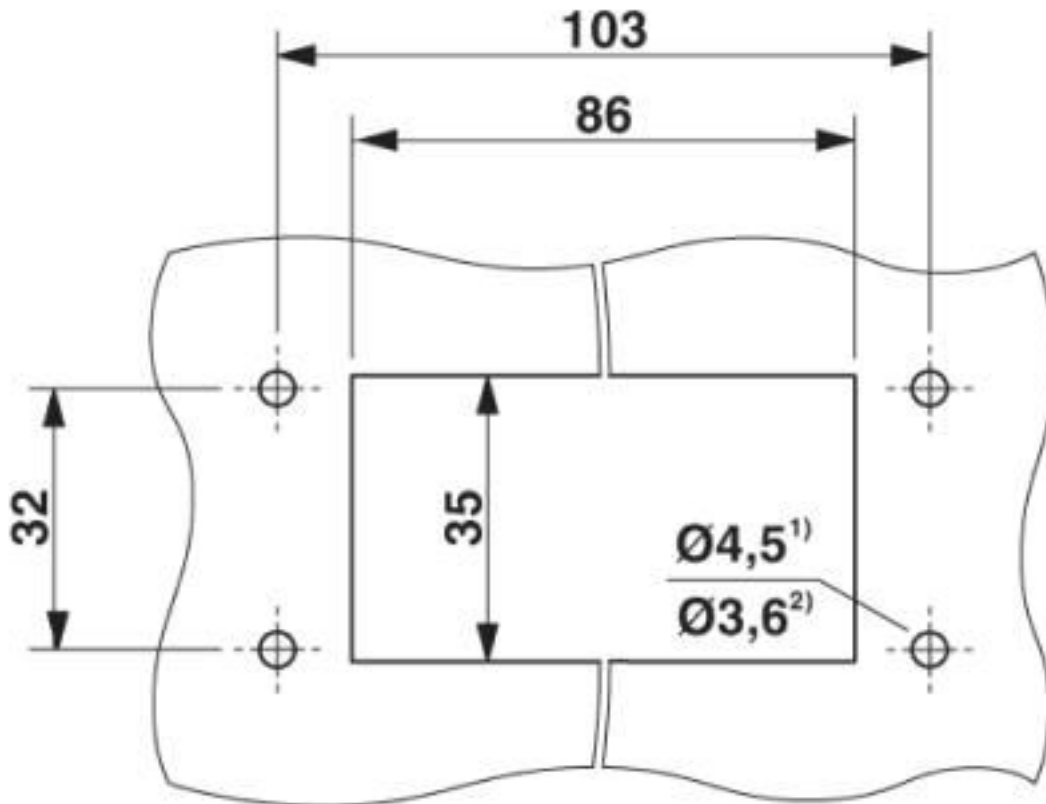
Dimensional drawing



Dimensional drawing

Housing - HC-ADV-B16-HLWH-1TTM25-MF-BK - 1420921

Dimensional drawing



Mounting cutout

- 1) when M4 screws are used
- 2) when self-tapping Torx® screws are used (Torx® 20, M4)

Classifications

eCl@ss

eCl@ss 10.0.1	27440202
eCl@ss 5.1	27261200
eCl@ss 6.0	27261200
eCl@ss 7.0	27440202
eCl@ss 8.0	27440202
eCl@ss 9.0	27440202

ETIM

ETIM 5.0	EC000437
ETIM 6.0	EC000437
ETIM 7.0	EC000437

UNSPSC

UNSPSC 13.2	31261501
-------------	----------

Housing - HC-ADV-B16-HLWH-1TTM25-MF-BK - 1420921

Classifications

UNSPSC

UNSPSC 18.0	31261501
UNSPSC 19.0	31261501
UNSPSC 20.0	31261501
UNSPSC 21.0	31261501

Approvals

Approvals

Approvals

UL Recognized / cUL Recognized / EAC / DNV GL / cULus Recognized

Ex Approvals

Approval details

UL Recognized		http://database.ul.com/cgi-bin/XYV/template/LISEXT/1FRAME/index.htm	E255026
---------------	--	---	---------

cUL Recognized		http://database.ul.com/cgi-bin/XYV/template/LISEXT/1FRAME/index.htm	E255026
----------------	--	---	---------

EAC			RU C- DE.AI30.B.01102
-----	--	--	--------------------------

DNV GL		https://approvalfinder.dnvgl.com/	TAE000037S
--------	--	---	------------

cULus Recognized			
------------------	--	--	--

Accessories

Accessories

Full screw connection

Housing - HC-ADV-B16-HLWH-1TTM25-MF-BK - 1420921

Accessories

Cable gland - HC-K-KV-M25(11-17) - 1690639



Plastic screw connection up to 5 bar, thread length: 8 mm, cable diameter: 11 - 17 mm, WAF 29, screw connection: M25

Cable gland - HC-M-KV-M25(14-21) - 1646007



Metal screw connection up to 5 bar, thread length: 7 mm, cable diameter: 14 - 21 mm, WAF 34, screw connection: M25

Cable gland - HC-EMV-KV-M25(9-16,5) - 1690516



EMC screw connection up to 5 bar, thread length: 7.5 mm, cable diameter: 9.0 - 16.5 mm, WAF 29, screw connection: M25

Cable gland - HC-M-KV-M25(1ASI) - 1584020



Metal screw connection for an AS-Interface flat-ribbon conductor, thread type M25

Cable gland - G-INS-M25-M68N-NNES-S - 1411165



Cable gland, cable gland material: Nickel-plated brass, external cable diameter 11 mm ... 17 mm, shielding: no, connecting thread: M25 x 1.5, color: silver, with O-ring

Labeled device marker

Housing - HC-ADV-B16-HLWH-1TTM25-MF-BK - 1420921

Accessories

Plastic label - US-EMLP (20X9) CUS - 0830085



Plastic label, can be ordered: by card, white, labeled according to customer specifications, mounting type: adhesive, lettering field size: 20 x 9 mm, Number of individual labels: 75

Multiple screw connection

Cable gland - HC-M-KV-M25(1X10/1X11) - 1580228



Special cable screw connection M25, brass nickel-plated, grommet with 10 mm and 11 mm holes

Panel mounting flange

Mounting flange - HC-B-AF - 1686533



Panel mounting flange for HEAVYCON-ADVANCE TMS housing with screw locking

Mounting flange - HC-B-AF-SET - 1604638



Panel mounting flange for screw locking, set comprising 2 panel mounting flanges with 4 self-tapping screws (M4, Torx®) and 4 fan-type washers

Protective cover

Protective covers - HC-B 16-TMS-SD-IP50 - 1690752



Protective cover B16, Clip locking, protective cover material: PA, height: 31.2 mm, seal: no, with lanyard, diameter of retaining cord eyelet: 4 mm

Screwdriver tools

Housing - HC-ADV-B16-HLWH-1TTM25-MF-BK - 1420921

Accessories

Screwdriver - SF-BIT-HEXB 5-89 - 1208911



Screw bit, hexagonal with ball head, E6.3-1/4" drive, size: Hex 5 x 89 mm, hardened, suitable for holder according to DIN 3126-F 6.3/ISO 1173

Screwdriver - SF-M BH - 1212070



Bit screwdriver, with 1/4" quick-action chuck, handle length 119 mm, 2-component handle, with non-slip grip, suitable for bits according to DIN 3126-C 6.3 and E 6.3/ISO 1173, magnetic

Phoenix Contact 2020 © - all rights reserved
<http://www.phoenixcontact.com>

PHOENIX CONTACT GmbH & Co. KG
Flachsmarktstr. 8
32825 Blomberg
Germany
Tel. +49 5235 300
Fax +49 5235 3 41200
<http://www.phoenixcontact.com>

Mouser Electronics

Authorized Distributor

Click to View Pricing, Inventory, Delivery & Lifecycle Information:

[Phoenix Contact:](#)

[1420921](#)