

## Bus system cable - VS-FSDBPS-IP20-93K-LI/2,0 - 1419167

Please be informed that the data shown in this PDF Document is generated from our Online Catalog. Please find the complete data in the user's documentation. Our General Terms of Use for Downloads are valid (<http://phoenixcontact.com/download>)



Assembled Sercos III cable, shielded, star quad, AWG 22 stranded (7-wire), RAL 3020 (traffic red), M12 flush-type socket, rear mounting, SPEEDCON 4-pos. on free RJ45 connector/IP20, length: 2 m



sercos  
the automation link

### Key Commercial Data

Packing unit	1 pc
GTIN	
GTIN	4046356541121

### Technical data

#### Dimensions

Length of cable	2 m
-----------------	-----

#### Ambient conditions

Degree of protection	IP20
Ambient temperature (operation)	-10 °C ... 60 °C (cable, fixed installation)
	-5 °C ... 50 °C (cable, flexible installation)

#### General data

Number of positions	4
Signal type/category	Sercos
Alternative short product description	Sercos III cable
Degree of protection	IP20

#### Characteristics head 1

Head type	Flush-type socket straight M12 SPEEDCON
No. of positions (pin connector pattern)	4
Shielded	yes
Outer sheath, material	PVC
External sheath, color	Red RAL 3020

# Bus system cable - VS-FSDBPS-IP20-93K-LI/2,0 - 1419167

## Technical data

### Characteristics head 2

Head type	Plug straight RJ45 / IP20
No. of positions (pin connector pattern)	4

### Cable

Cable type	Sercos III
Cable type (abbreviation)	93K
UL AWM style	21694 (60°C / 600 V)
Signal type/category	Sercos CAT5 (IEC 11801), 100 Mbps
Cable structure	1x4xAWG22/7; SF/TQ
Conductor cross section	4x 0.34 mm <sup>2</sup>
AWG signal line	22
Conductor structure signal line	7x 0.25 mm
Core diameter including insulation	approx. 1.55 mm
Wire colors	White, yellow, blue, orange
Type of pair shielding	Aluminum-lined polyester foil
Overall twist	Star quad
Shielding	Tinned copper braided shield
External sheath, color	signal red RAL 3020
Outer sheath thickness	approx. 0.9 mm
External cable diameter D	6.5 mm ±0.2 mm
Minimum bending radius, fixed installation	3 x D
Minimum bending radius, flexible installation	7 x D
Cable weight	68 kg/km
Outer sheath, material	PVC
Material, inner sheath	PVC
Material conductor insulation	PE
Conductor material	Tin-plated Cu litz wires
Insulation resistance	≥ 0.5 GΩ*km
Conductor resistance	≤ 120 Ω/km
Wave impedance	100 Ω ±15 Ω (at 100 MHz)
Signal runtime	5.3 ns/m
Coupling resistance	≤ 20.00 mΩ/m (at 10 Hz)
Nominal voltage, cable	600 V
Test voltage Core/Core	2000 V (50 Hz, 1 min.)
Test voltage Core/Shield	2000 V (50 Hz, 1 min.)
Flame resistance	according to UL 1685 (CSA FT 4)
Resistance to oil	Resistant to oil to a limited extent
Other resistance	UV resistant According to UL 1581, Section 1200
Ambient temperature (operation)	-40 °C ... 70 °C (cable, fixed installation)
	-40 °C ... 70 °C (cable, flexible installation)
Ambient temperature (installation)	-20 °C ... 60 °C

# Bus system cable - VS-FSDBPS-IP20-93K-LI/2,0 - 1419167

## Technical data

### Cable

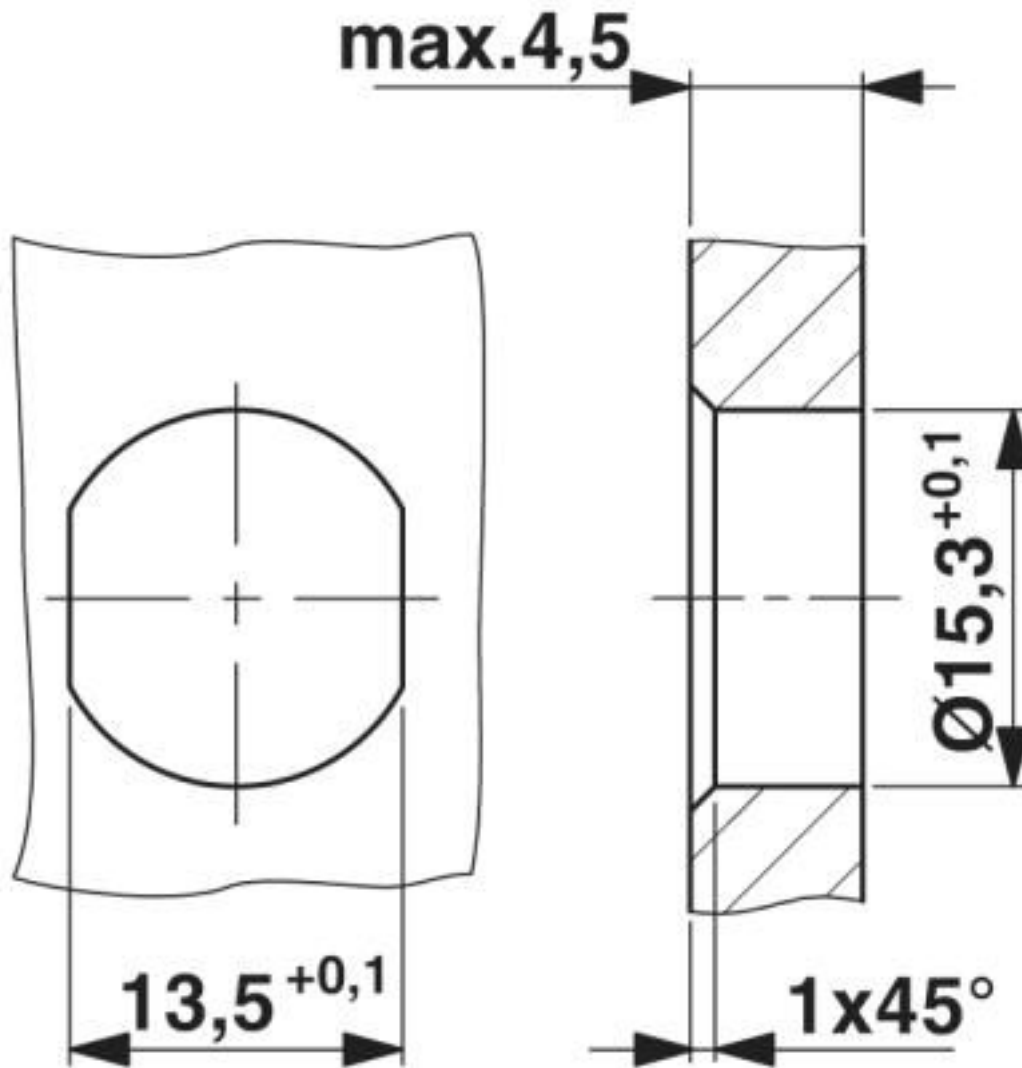
Ambient temperature (storage/transport)	-50 °C ... 70 °C
---	------------------

### Environmental Product Compliance

REACH SVHC	Lead 7439-92-1
China RoHS	Environmentally Friendly Use Period = 50 years
	For details about hazardous substances go to tab "Downloads", Category "Manufacturer's declaration"

## Drawings

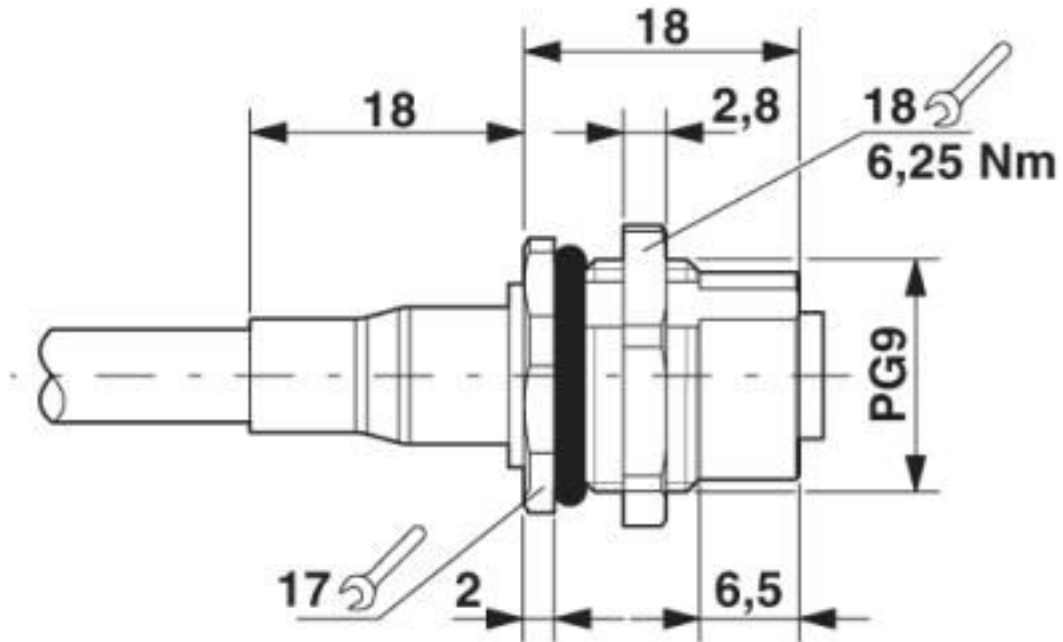
Dimensional drawing



Housing cutout for Pg9 fastening thread, mounting panel with feed-through hole (alternatively with surface as protection against rotation)

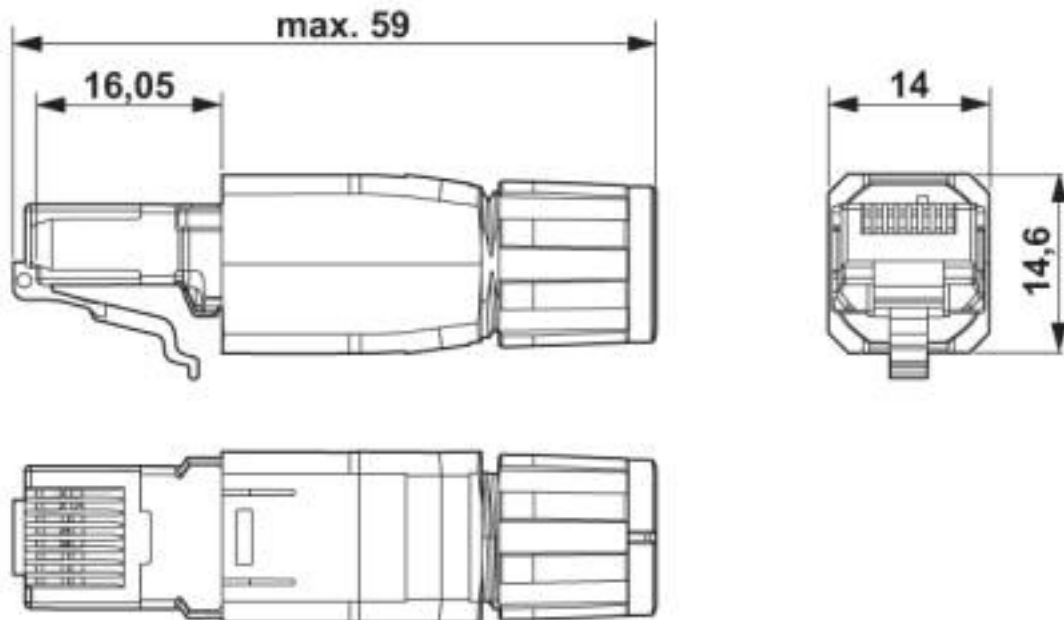
# Bus system cable - VS-FSDBPS-IP20-93K-LI/2,0 - 1419167

Dimensional drawing



M12 panel feed-through


Dimensional drawing



RJ45 connector, IP20

# Bus system cable - VS-FSDBPS-IP20-93K-LI/2,0 - 1419167

Cable cross section



Sercos III [93K]

## Classifications

eCl@ss

eCl@ss 10.0.1	27440102
eCl@ss 4.0	27060300
eCl@ss 4.1	27060300
eCl@ss 5.0	27060300
eCl@ss 5.1	27060300
eCl@ss 6.0	27279200
eCl@ss 7.0	27440103
eCl@ss 8.0	27440103
eCl@ss 9.0	27440102

# Bus system cable - VS-FSDBPS-IP20-93K-LI/2,0 - 1419167

## Classifications

### ETIM

ETIM 2.0	EC000830
ETIM 3.0	EC000830
ETIM 4.0	EC002599
ETIM 5.0	EC002061
ETIM 6.0	EC002061

### UNSPSC

UNSPSC 6.01	26121616
UNSPSC 7.0901	26121616
UNSPSC 11	26121604
UNSPSC 12.01	26121616
UNSPSC 13.2	39121413
UNSPSC 18.0	39121413
UNSPSC 19.0	39121413
UNSPSC 20.0	39121413
UNSPSC 21.0	39121413

## Approvals

### Approvals

---

### Approvals

### EAC

---

### Ex Approvals

---

### Approval details

EAC		19060508
-----	---	----------

---

# Mouser Electronics

Authorized Distributor

Click to View Pricing, Inventory, Delivery & Lifecycle Information:

[Phoenix Contact:](#)

[1419167](#)