

D-SUB contact insert - CUC-DSI-J1STZ-S/DSRCB15 - 1418744

Please be informed that the data shown in this PDF Document is generated from our Online Catalog. Please find the complete data in the user's documentation. Our General Terms of Use for Downloads are valid (<http://phoenixcontact.com/download>)

D-SUB contact insert, degree of protection: IP20, number of positions: 15, connection method: Flat-ribbon cable connection, size of housing: 2




Your advantages

- ✓ Various connection methods for every application
- ✓ Standard-compliant pin connector pattern



Key Commercial Data

| | |
|--------------|---|
| Packing unit | 10 pc |
| GTIN |  4 055626 150093 |
| GTIN | 4055626150093 |

Technical data

Mechanical characteristics

| | |
|--|------------------------------|
| Connection method | Flat-ribbon cable connection |
| Weight | 2.22 g |
| Flammability rating according to UL 94 | V0 |

Ambient conditions

| | |
|---------------------------------|-------------------|
| Ambient temperature (operation) | -55 °C ... 125 °C |
|---------------------------------|-------------------|

Material data

| | |
|---------------|-----------------|
| Width | 10.8 mm |
| Height | 12.5 mm |
| Length | 39.1 mm |
| Depth | 17.2 mm |
| Mounting type | 4-40 UNC thread |

Electrical characteristics

| | |
|---------------------|----|
| Number of positions | 15 |
|---------------------|----|

D-SUB contact insert - CUC-DSI-J1STZ-S/DSRCB15 - 1418744

Technical data

Electrical characteristics

| | |
|---------------|-------|
| Rated current | 1.5 A |
|---------------|-------|

Standards and Regulations

| | |
|--|--|
| Standards/specifications | DIN 41652 |
| Flammability rating according to UL 94 | V0 |
| Safety note | WARNING: The connectors may not be plugged in or disconnected under load. Ignoring the warning or improper use may damage persons and/or property. |
| | <ul style="list-style-type: none"> • WARNING: Commission properly functioning products only. The products must be regularly inspected for damage. Decommission defective products immediately. Replace damaged products. Repairs are not possible. |
| | <ul style="list-style-type: none"> • WARNING: Only electrically qualified personnel may install and operate the product. They must observe the following safety notes. The qualified personnel must be familiar with the basics of electrical engineering. They must be able to recognize and prevent danger. The relevant symbol on the packaging indicates that only personnel familiar with electrical engineering are allowed to install and operate the product. |
| | <ul style="list-style-type: none"> • The products are suitable for applications in plant, controller, and electrical device engineering. |
| | <ul style="list-style-type: none"> • When operating the connectors in outdoor applications, they must be separately protected against environmental influences. |
| | <ul style="list-style-type: none"> • Assembled products may not be manipulated or improperly opened. |
| | <ul style="list-style-type: none"> • Only use mating connectors that are specified in the technical data of the standards listed (e.g. the ones listed in the product accessories online at phoenixcontact.com/products). |
| | <ul style="list-style-type: none"> • When using the product in direct connection with third-party manufacturers, the user is responsible. |
| | <ul style="list-style-type: none"> • For operating voltages > 50 V AC, conductive connector housings must be grounded |
| | <ul style="list-style-type: none"> • Only use tools recommended by Phoenix Contact |
| | <ul style="list-style-type: none"> • The installation notes/Design In documents online on the download page at phoenixcontact.com/products must be observed for this product. |
| | <ul style="list-style-type: none"> • Use a protective cap to protect connectors that are not in use. The suitable accessories are available online in the accessory section of the product at phoenixcontact.com/products |
| | <ul style="list-style-type: none"> • Operate the connector only when it is fully plugged in and interlocked. |
| | <ul style="list-style-type: none"> • Operate the connector only when it is fully plugged in. |
| | <ul style="list-style-type: none"> • Ensure that when laying the cable, the tensile load on the connectors does not exceed the upper limit specified in the standards. |
| | <ul style="list-style-type: none"> • Observe the minimum bending radius of the cable. Lay the cable without twisting it. |
| | <ul style="list-style-type: none"> • VDE 0100/1.97 § 411.1.3.2 and DIN EN 60 204/11.98 § 14.1.3 are applicable when combining several circuits in a cable and/or connector |

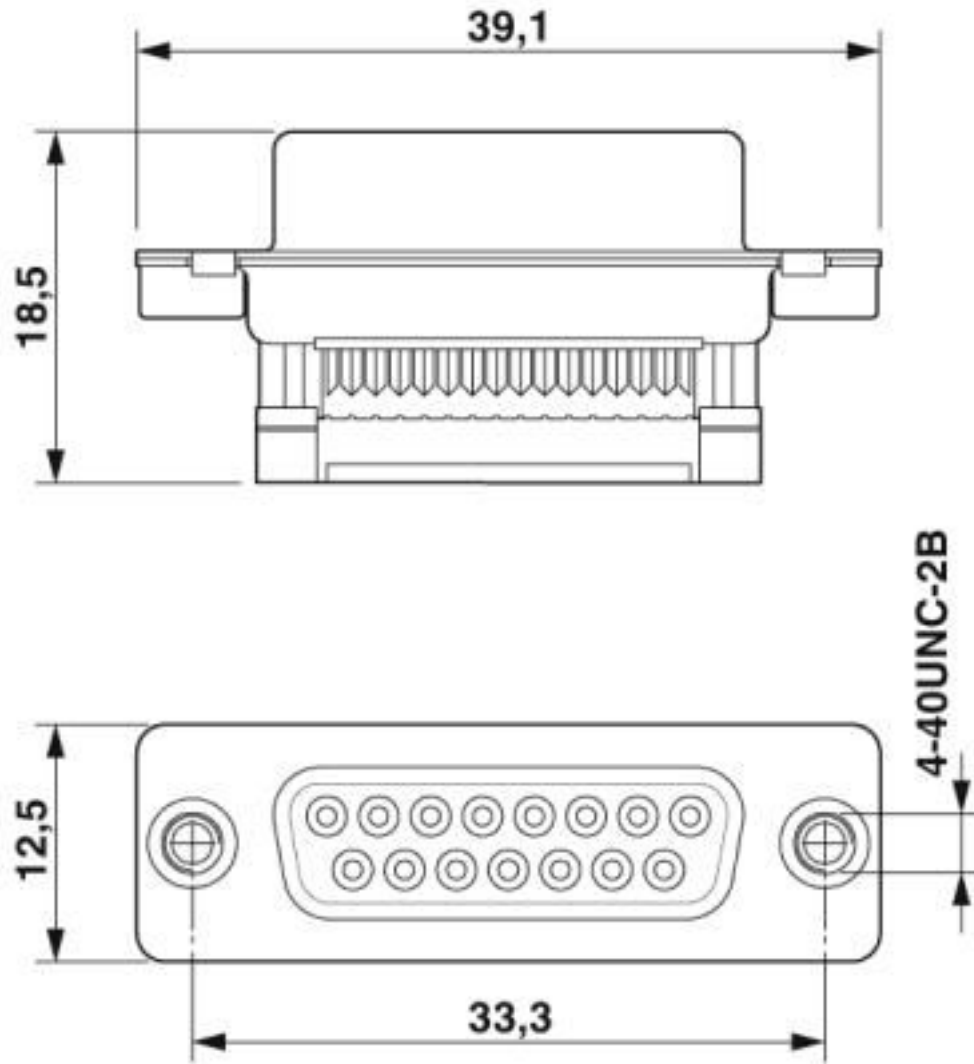
Environmental Product Compliance

| | |
|------------|---|
| REACH SVHC | Lead 7439-92-1 |
| China RoHS | Environmentally friendly use period: unlimited = EFUP-e |
| | No hazardous substances above threshold values |

D-SUB contact insert - CUC-DSI-J1STZ-S/DSRCB15 - 1418744

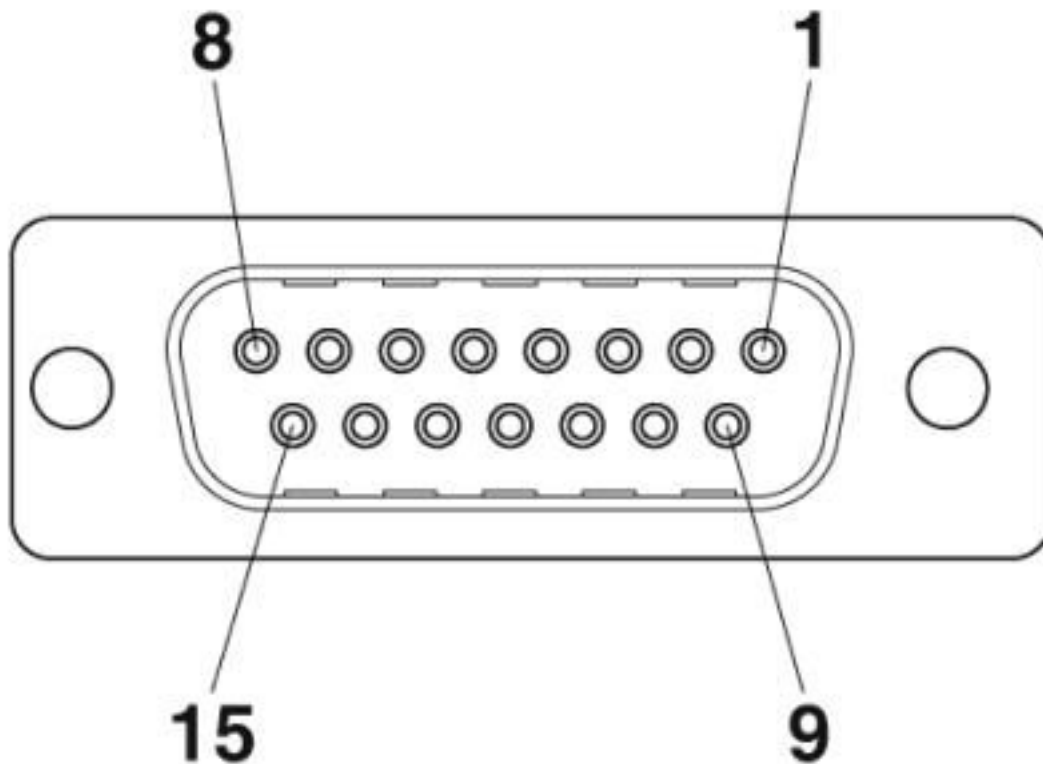
Drawings

Dimensional drawing



D-SUB contact insert - CUC-DSI-J1STZ-S/DSRCB15 - 1418744

Schematic diagram



Classifications

eCl@ss

| | |
|---------------|----------|
| eCl@ss 10.0.1 | 27440302 |
| eCl@ss 4.0 | 27260700 |
| eCl@ss 4.1 | 27260700 |
| eCl@ss 5.0 | 27260700 |
| eCl@ss 5.1 | 27260700 |
| eCl@ss 6.0 | 27260700 |
| eCl@ss 7.0 | 27440302 |
| eCl@ss 8.0 | 27440302 |
| eCl@ss 9.0 | 27440302 |

ETIM

| | |
|----------|----------|
| ETIM 2.0 | EC000438 |
| ETIM 3.0 | EC000438 |
| ETIM 4.0 | EC000438 |
| ETIM 5.0 | EC001132 |
| ETIM 6.0 | EC001132 |
| ETIM 7.0 | EC001132 |

D-SUB contact insert - CUC-DSI-J1STZ-S/DSRCB15 - 1418744

Classifications

UNSPSC

| | |
|---------------|----------|
| UNSPSC 6.01 | 30211923 |
| UNSPSC 7.0901 | 39121522 |
| UNSPSC 11 | 39121522 |
| UNSPSC 12.01 | 39121522 |
| UNSPSC 13.2 | 39121522 |
| UNSPSC 18.0 | 39121522 |
| UNSPSC 19.0 | 39121522 |
| UNSPSC 20.0 | 39121522 |
| UNSPSC 21.0 | 39121522 |

Approvals

Approvals

Approvals

EAC

Ex Approvals

Approval details

| | | |
|-----|--|---------|
| EAC | | B.01687 |
|-----|--|---------|

Accessories

Accessories

Panel mounting frame

D-SUB panel mounting frames - VS-15-A - 1688036



D-SUB panel mounting frame, shell size 2, IP67 degree of protection

Phoenix Contact 2020 © - all rights reserved
<http://www.phoenixcontact.com>

PHOENIX CONTACT GmbH & Co. KG
Flachmarktstr. 8
32825 Blomberg
Germany
Tel. +49 5235 300
Fax +49 5235 3 41200
<http://www.phoenixcontact.com>

Mouser Electronics

Authorized Distributor

Click to View Pricing, Inventory, Delivery & Lifecycle Information:

[Phoenix Contact:](#)

[1418744](#)