

Contact insert module - HC-M-02-AT-M-16 - 1417297

Please be informed that the data shown in this PDF Document is generated from our Online Catalog. Please find the complete data in the user's documentation. Our General Terms of Use for Downloads are valid (<http://phoenixcontact.com/download>)




Contact insert module, number of positions: 2, power contacts: 2, control contacts: 0, Pin, Axial screw connection, 690 V, 70 A, 4 mm² ... 25 mm², application: Power

Your advantages

- Plug module is shock proof



Key Commercial Data

Packing unit	2 pc
Minimum order quantity	2 pc
GTIN	 4 055626 112404
GTIN	4055626112404

Technical data

Dimensions

Height	45 mm
Width	34.2 mm
Length	14.6 mm

Electrical characteristics

Rated voltage (III/3)	690 V
Rated voltage (III/2)	1000 V
Rated current	70 A
Rated surge voltage	8 kV
Connection profile	2

Ambient conditions

Ambient temperature (operation)	-40 °C ... 125 °C
---------------------------------	-------------------

Mechanical characteristics

Contact insert module - HC-M-02-AT-M-16 - 1417297

Technical data

Mechanical characteristics

Conductor cross section	4 mm ² ... 25 mm ² (The cross section specification refers to the geometric cross section of the cable used)
Connection cross section AWG	16 ... 4
Stripping length of the individual wire	11 mm +1 (4 mm ² ... 16 mm ²)
	12.5 mm +1 (25 mm ²)
Tightening torque	2 Nm (4 mm ² ... 6 mm ²)
	3 Nm (10 mm ² ... 25 mm ²)
Contact diameter	6 mm
Wire diameter including insulation	8.9 mm
Hexagonal socket	SW2,5
Insertion/withdrawal cycles	≥ 500
Minimum housing height	72 mm

General

Note	For HEAVYCON HC-B6 to B48 housing, HC-M-MHR... hinged retaining frame required, axial connection for 2.5 mm Allen key
	Connectors may be operated only when there is no load/voltage.
	The axial screw connection must be established using a 2.5 mm Allen key (for stranded conductors only)
Series	HC-M-02
Color	light gray
Number of module slots	1
Connection method	Axial screw connection
Connection in acc. with standard	IEC / EN
Flammability rating according to UL 94	V0
Degree of pollution	3
Overvoltage category	III
Assembly instructions	To ensure correct use, installation in housing with IP54 protection or better is required
Connection	<p>Note regarding axial connection technology: Only for stranded wires. The specified conductor cross sections refer to the geometric cross section of the cable used. Cables with a geometric cross section which deviates significantly from the nominal cable cross section must be checked before use. The axial connection technology connection space is designed for fine strand cables according to VDE 0295 Class 5. Deviating cable structures (e.g., Class 6 cables) must be checked before use.</p> <p>Assembly instructions Before assembly, ensure that the tapered screw is fully loosened (chamber is open). Cables must not be twisted. The wires must be pushed into the contact chamber as far as they will go (until the insulation touches the contact). Hold the wires in position and tighten using an Allen key. The used wire end must be cut off before reconnection. The terminal screw must only be retightened once to prevent the litz wires from breaking. To prevent damage to the contact, the wire/cable must be mechanically held at an appropriate distance from the connection point (e.g., when used in a plate cut out). For notes on correct execution, see DIN VDE 0100-520:2003-06. Unused connections must be tightened with maximum torque.</p>

Contact insert module - HC-M-02-AT-M-16 - 1417297

Technical data

Material data

Contact material	Copper alloy
Contact surface material	Ag
Contact carrier material	PC

Standards and Regulations

Flammability rating according to UL 94	V0
----------------------------------------	----


Environmental Product Compliance

REACH SVHC	Lead 7439-92-1
China RoHS	Environmentally Friendly Use Period = 50 years
	For details about hazardous substances go to tab "Downloads", Category "Manufacturer's declaration"

Drawings

Contact insert module - HC-M-02-AT-M-16 - 1417297

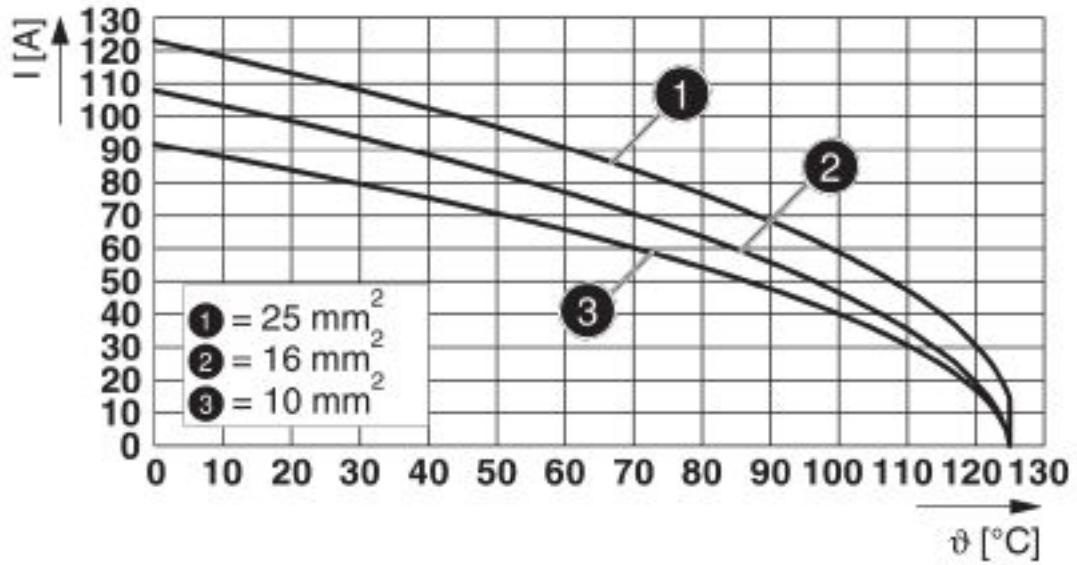
Schematic diagram



Connector pin assignment, connection side

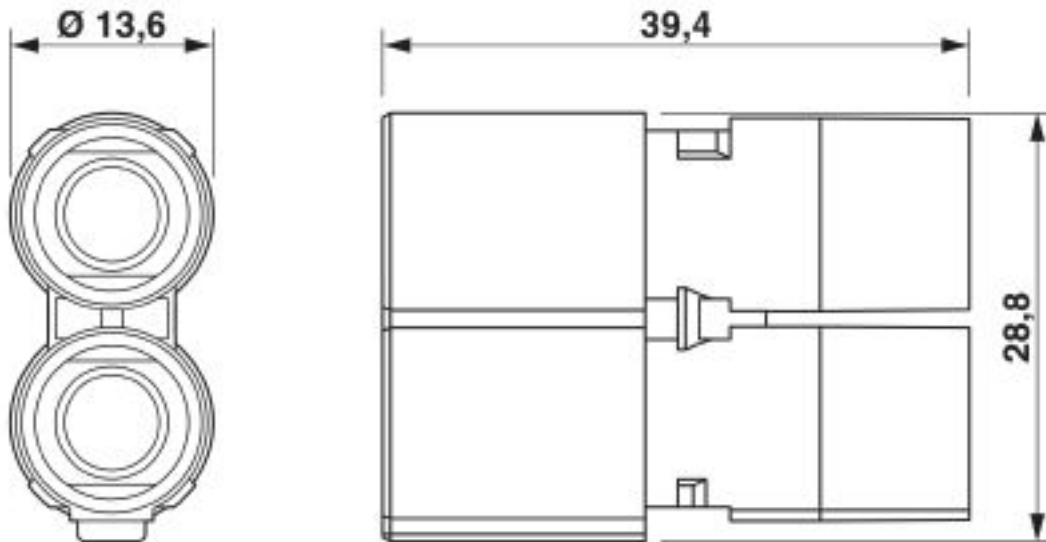
Contact insert module - HC-M-02-AT-M-16 - 1417297

Diagram



Derating diagram

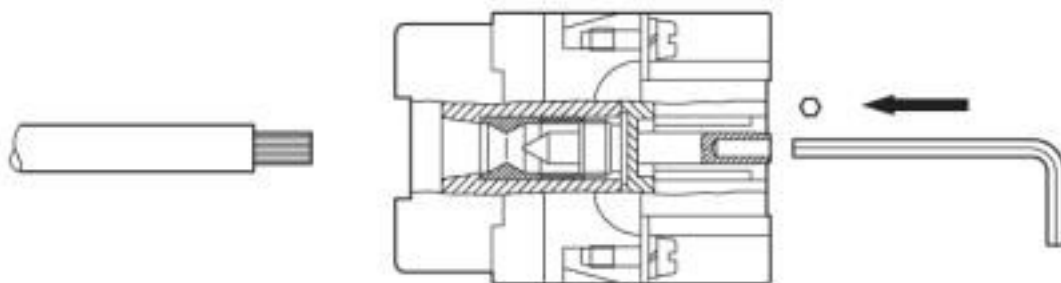
Dimensional drawing



Pin module

Contact insert module - HC-M-02-AT-M-16 - 1417297

Schematic diagram



Axial screw connection

Classifications

eCl@ss

eCl@ss 10.0.1	27440217
eCl@ss 5.1	27261200
eCl@ss 6.0	27261200
eCl@ss 7.0	27440205
eCl@ss 8.0	27440205
eCl@ss 9.0	27440217

ETIM

ETIM 5.0	EC000438
ETIM 6.0	EC000438
ETIM 7.0	EC000438

UNSPSC

UNSPSC 13.2	39121421
UNSPSC 18.0	39121421
UNSPSC 19.0	39121421
UNSPSC 20.0	39121421
UNSPSC 21.0	39121421

Approvals

Approvals

Approvals

CSA / UL Recognized / EAC / EAC

Ex Approvals

Contact insert module - HC-M-02-AT-M-16 - 1417297

Approvals

Approval details

CSA		http://www.csagroup.org/services-industries/product-listing/	13631
Nominal voltage UN		600 V	
Nominal current IN		54 A	
mm ² /AWG/kcmil		6	

UL Recognized		http://database.ul.com/cgi-bin/XYV/template/LISEXT/1FRAME/index.htm	E118976
Nominal voltage UN		600 V	
Nominal current IN		69 A	
mm ² /AWG/kcmil		6	

EAC			RU C- DE.AI30.B.01102
-----	--	--	--------------------------

EAC			RU C- DE.BL08.B.00511
-----	--	--	--------------------------

Accessories

Accessories

Module carrier frame

Module carrier frame - HC-M-B06-MFH-B - 1182085



Module carrier frame, size: B6, type : for the panel mounting side (a, b, c, ...), 4 mm² ... 6 mm², application: Module carrier frame

Contact insert module - HC-M-02-AT-M-16 - 1417297

Accessories

Module carrier frame - HC-M-B10-MFH-B - 1182088



Module carrier frame, size: B10, type : for the panel mounting side (a, b, c, ...), 4 mm² ... 6 mm², application: Module carrier frame

Module carrier frame - HC-M-B16-MFH-B - 1182090



Module carrier frame, size: B16, type : for the panel mounting side (a, b, c, ...), 4 mm² ... 6 mm², application: Module carrier frame

Module carrier frame - HC-M-B24-MFH-B - 1182094



Module carrier frame, size: B24, type : for the panel mounting side (a, b, c, ...), 4 mm² ... 6 mm², application: Module carrier frame

Module carrier frame - HC-M-B06-MFH-H - 1182087



Module carrier frame, size: B6, type : for the sleeve side (A, B, C, ...), 4 mm² ... 6 mm², application: Module carrier frame

Module carrier frame - HC-M-B10-MFH-H - 1182089



Module carrier frame, size: B10, type : for the sleeve side (A, B, C, ...), 4 mm² ... 6 mm², application: Module carrier frame

Contact insert module - HC-M-02-AT-M-16 - 1417297

Accessories

Module carrier frame - HC-M-B16-MFH-H - 1182093



Module carrier frame, size: B16, type : for the sleeve side (A, B, C, ...), 4 mm² ... 6 mm², application: Module carrier frame

Module carrier frame - HC-M-B24-MFH-H - 1182095



Module carrier frame, size: B24, type : for the sleeve side (A, B, C, ...), 4 mm² ... 6 mm², application: Module carrier frame

Mounting material

Cable lug - HC-M-MHR-PE16 - 1636981



Cable lug for HEAVYCON-MODULAR; PE connection extension to 16 mm², for crimping with crimp pliers

Screwdriver tools

Screwdriver - SF-BIT-HEX 2,5-89 S - 1200301



Screw bit, hexagon, E6.3-1/4" drive, size: Hex 2.5 x 89 mm, hardened, suitable for holder according to DIN 3126-F6.3/ISO 1173

Screwdriver - SF-BIT-HEX 2,5-50 - 1212646



Screw bit, hexagon, E6.3-1/4" drive, size: Hex 2.5 x 50 mm, hardened, suitable for holder according to DIN 3126-F6.3/ISO 1173

Socket spanner

Contact insert module - HC-M-02-AT-M-16 - 1417297

Accessories

Screwdriver - SF-THEX 2,5-100 - 1212638



T-handle screwdriver, for Allen screws, hexagonal (with chamfer), size: hex 2.5 x 100 mm, ergonomically shaped handle, matt chrome-plated

Torque tool

Torque screwdriver - TSD-M 3NM - 1212225



Torque screw driver, accuracy as per EN ISO 6789 standard, adjustable from 1.2 - 3 Nm

Torque screwdriver - TSD-M 6NM - 1212226



Torque screw driver, accuracy as per EN ISO 6789 standard, adjustable from 3 - 6 Nm

Additional products

Contact insert module - HC-M-02-AT-F-16 - 1417296



Contact insert module, number of positions: 2, power contacts: 2, control contacts: 0, Socket, Axial screw connection, 690 V, 70 A, 4 mm² ... 25 mm², application: Power

Mouser Electronics

Authorized Distributor

Click to View Pricing, Inventory, Delivery & Lifecycle Information:

[Phoenix Contact:](#)

[1417297](#)