

Mini ground terminal block - MBK 2,5/E-PE - 1402788

Please be informed that the data shown in this PDF Document is generated from our Online Catalog. Please find the complete data in the user's documentation. Our General Terms of Use for Downloads are valid (<http://phoenixcontact.com/download>)



Mini ground terminal block, connection method: Screw connection, number of connections: 2, cross section: 0.2 mm² - 2.5 mm², AWG: 24 - 14, width: 5.2 mm, color: green-yellow, mounting type: NS 15

Your advantages

- ✓ If the mini ground terminal blocks are at the end of a terminal strip, an end bracket, e.g., E/MK, should be used
- ✓ The green-yellow housing clearly indicates the protective conductor function of the terminal block
- ✓ The mini ground terminal blocks are electrically connected to the DIN rail via their foot elements, which means that the DIN rail can be used as a grounding busbar
- ✓ These mini ground terminal blocks were specifically designed for 15 mm NS 15 DIN rails according to EN 60715

Key Commercial Data

| | |
|--------------|---------------|
| Packing unit | 50 pc |
| GTIN | |
| GTIN | 4017918020897 |

Technical data

General

| | |
|----------------------------------------|---------------------|
| Number of levels | 1 |
| Number of connections | 2 |
| Nominal cross section | 2.5 mm ² |
| Color | green-yellow |
| Insulating material | PA |
| Flammability rating according to UL 94 | V0 |
| Rated surge voltage | 4 kV |
| Degree of pollution | 3 |
| Overvoltage category | III |
| Insulating material group | I |
| Open side panel | No |
| Ambient temperature (operation) | -60 °C ... 85 °C |

Mini ground terminal block - MBK 2,5/E-PE - 1402788

Technical data

General

| | |
|-------------------------------------------------------------------------|------------------------------------------------------------------------|
| Ambient temperature (storage/transport) | -25 °C ... 55 °C (For a short time, not exceeding 24 h, -60 to +70 °C) |
| Permissible humidity (storage/transport) | 30 % ... 70 % |
| Ambient temperature (assembly) | -5 °C ... 70 °C |
| Ambient temperature (actuation) | -5 °C ... 70 °C |
| Relative insulation material temperature index (Elec., UL 746 B) | 130 °C |
| Temperature index of insulation material (DIN EN 60216-1 (VDE 0304-21)) | 130 °C |
| Static insulating material application in cold | -60 °C |
| Surface flammability NFPA 130 (ASTM E 162) | passed |
| Specific optical density of smoke NFPA 130 (ASTM E 662) | passed |
| Calorimetric heat release NFPA 130 (ASTM E 1354) | 28 MJ/kg |
| Smoke gas toxicity NFPA 130 (SMP 800C) | passed |
| Fire protection for rail vehicles (DIN EN 45545-2) R22 | HL 1 - HL 3 |
| Fire protection for rail vehicles (DIN EN 45545-2) R23 | HL 1 - HL 3 |
| Fire protection for rail vehicles (DIN EN 45545-2) R24 | HL 1 - HL 3 |
| Fire protection for rail vehicles (DIN EN 45545-2) R26 | HL 1 - HL 3 |

Dimensions

| | |
|--------------|---------|
| Width | 5.2 mm |
| Length | 26.5 mm |
| Height NS 15 | 26.5 mm |

Connection data

| | |
|----------------------------------------------------------------------------|----------------------------------------------------------------|
| Note | Please observe the current carrying capacity of the DIN rails. |
| Connection | 1 level |
| Connection method | Screw connection |
| Screw thread | M3 |
| Stripping length | 7 mm |
| Tightening torque, min | 0.6 Nm |
| Tightening torque max | 0.8 Nm |
| Connection in acc. with standard | IEC 60947-7-2 |
| Conductor cross section solid min. | 0.2 mm ² |
| Conductor cross section solid max. | 2.5 mm ² |
| Conductor cross section AWG min. | 24 |
| Conductor cross section AWG max. | 14 |
| Conductor cross section flexible min. | 0.2 mm ² |
| Conductor cross section flexible max. | 2.5 mm ² |
| Min. AWG conductor cross section, flexible | 24 |
| Max. AWG conductor cross section, flexible | 14 |
| Conductor cross section flexible, with ferrule without plastic sleeve min. | 0.25 mm ² |
| Conductor cross section flexible, with ferrule without plastic sleeve max. | 2.5 mm ² |
| Conductor cross section flexible, with ferrule with plastic sleeve min. | 0.25 mm ² |

Mini ground terminal block - MBK 2,5/E-PE - 1402788

Technical data

Connection data

| | |
|-------------------------------------------------------------------------|---------------------|
| Conductor cross section flexible, with ferrule with plastic sleeve max. | 1.5 mm ² |
| Internal cylindrical gage | A3 |

Standards and Regulations

| | |
|----------------------------------------|---------------|
| Connection in acc. with standard | CSA |
| | IEC 60947-7-2 |
| Flammability rating according to UL 94 | V0 |

Environmental Product Compliance

| | |
|------------|-----------------------------------------------------------------------------------------------------|
| REACH SVHC | Lead 7439-92-1 |
| China RoHS | Environmentally Friendly Use Period = 50 years |
| | For details about hazardous substances go to tab "Downloads", Category "Manufacturer's declaration" |

Drawings

Circuit diagram



Classifications

eCl@ss

| | |
|---------------|----------|
| eCl@ss 10.0.1 | 27141141 |
| eCl@ss 4.0 | 27141100 |
| eCl@ss 4.1 | 27141100 |
| eCl@ss 5.0 | 27141100 |
| eCl@ss 5.1 | 27141100 |
| eCl@ss 6.0 | 27141100 |
| eCl@ss 7.0 | 27141141 |
| eCl@ss 8.0 | 27141141 |
| eCl@ss 9.0 | 27141141 |

Mini ground terminal block - MBK 2,5/E-PE - 1402788

Classifications

ETIM

| | |
|----------|----------|
| ETIM 2.0 | EC000901 |
| ETIM 3.0 | EC000901 |
| ETIM 4.0 | EC000901 |
| ETIM 5.0 | EC000901 |
| ETIM 6.0 | EC000901 |
| ETIM 7.0 | EC000901 |

UNSPSC

| | |
|---------------|----------|
| UNSPSC 6.01 | 30211811 |
| UNSPSC 7.0901 | 39121410 |
| UNSPSC 11 | 39121410 |
| UNSPSC 12.01 | 39121410 |
| UNSPSC 13.2 | 39121410 |
| UNSPSC 18.0 | 39121410 |
| UNSPSC 19.0 | 39121410 |
| UNSPSC 20.0 | 39121410 |
| UNSPSC 21.0 | 39121410 |

Approvals


Approvals


Approvals

CSA / UL Recognized / cUL Recognized / EAC / EAC / cULus Recognized

Ex Approvals


Approval details


| | | | |
|----------------------------|-------------------------------------------------------------------------------------|-----------------------------------------------------------------------------------------------------------------------------------------|-------|
| CSA |  | http://www.csagroup.org/services-industries/product-listing/ | 13631 |
| mm ² /AWG/kcmil | | 28-12 | |

| | | | |
|----------------------------|-------------------------------------------------------------------------------------|-------------------------------------------------------------------------------------------------------------------------------------------------------|--------------|
| UL Recognized |  | http://database.ul.com/cgi-bin/XYV/template/LISEXT/1FRAME/index.htm | FILE E 60425 |
| mm ² /AWG/kcmil | | 30-12 | |

Mini ground terminal block - MBK 2,5/E-PE - 1402788

Approvals

| | | | |
|----------------|-----------------------------------------------------------------------------------|-------------------------------------------------------------------------------------------------------------------------------------------------------|--------------|
| cUL Recognized |  | http://database.ul.com/cgi-bin/XYV/template/LISEXT/1FRAME/index.htm | FILE E 60425 |
| mm²/AWG/kcmil | | 30-12 | |

| | | |
|-----|-----------------------------------------------------------------------------------|--------------------------|
| EAC |  | RU C- DE.A*30.B.01742 |
|-----|-----------------------------------------------------------------------------------|--------------------------|

| | | |
|-----|-----------------------------------------------------------------------------------|--------------------------|
| EAC |  | RU C- DE.BL08.B.00534 |
|-----|-----------------------------------------------------------------------------------|--------------------------|

| | |
|------------------|------------------------------------------------------------------------------------|
| cULus Recognized |  |
|------------------|------------------------------------------------------------------------------------|

Accessories

Accessories

DIN rail

DIN rail, unperforated - NS 15 UNPERF 2000MM - 1401695



DIN rail, unperforated, Standard profile, width: 15 mm, height: 5 mm, acc. to EN 60715, material: Steel, galvanized, passivated with a thick layer, length: 2000 mm, color: silver

DIN rail perforated - NS 15 PERF 2000MM - 1401682



DIN rail perforated, Standard profile, width: 15 mm, height: 5.5 mm, acc. to EN 60715, material: Steel, galvanized, passivated with a thick layer, length: 2000 mm, color: silver

Mini ground terminal block - MBK 2,5/E-PE - 1402788

Accessories

DIN rail perforated - NS 15 AL PERF 2000MM - 1401763



DIN rail perforated, Standard profile, width: 15 mm, height: 5.5 mm, acc. to EN 60715, material: Aluminum, uncoated, length: 2000 mm, color: silver

DIN rail perforated - NS 15 WH PERF 2000MM - 1204096



DIN rail perforated, Standard profile, width: 15 mm, height: 5.5 mm, acc. to EN 60715, material: Steel, Galvanized, white passivated, length: 2000 mm, color: silver

End block

End clamp - E/MBK - 1401637



End clamp, width: 6.2 mm, color: gray

End clamp - E/MK - 1421633



End clamp, width: 6.2 mm, color: gray

End clamp - E/MK 1 - 1421659



End clamp width: 6 mm, color: gray

Mini ground terminal block - MBK 2,5/E-PE - 1402788

Accessories

End clamp - CLIPFIX 15 - 3022263



Snap-on end bracket, to be snapped onto NS 15 DIN rail

Labeled terminal marker

Marker pin Zack strip - BN-ZB 5,2/WH CUS - 0824271



Marker pin Zack strip, Strip, can be ordered: Strip, white, labeled according to customer specifications, mounting type: plug in, for terminal block width: 5.2 mm, lettering field size: 4 x 4 mm, Number of individual labels: 10

Screwdriver tools

Screwdriver - SZS 0,6X3,5 - 1205053



Actuation tool, for ST terminal blocks, insulated, also suitable for use as a bladed screwdriver, size: 0.6 x 3.5 x 100 mm, 2-component grip, with non-slip grip

Phoenix Contact 2020 © - all rights reserved
<http://www.phoenixcontact.com>

PHOENIX CONTACT GmbH & Co. KG
Flachsmarktstr. 8
32825 Blomberg
Germany
Tel. +49 5235 300
Fax +49 5235 3 41200
<http://www.phoenixcontact.com>

Mouser Electronics

Authorized Distributor

Click to View Pricing, Inventory, Delivery & Lifecycle Information:

[Phoenix Contact:](#)

[1402788](#)