

Sealing frame - CES-B24-SFFS-PLBK - 0801658

Please be informed that the data shown in this PDF Document is generated from our Online Catalog. Please find the complete data in the user's documentation. Our General Terms of Use for Downloads are valid (<http://phoenixcontact.com/download>)




Sealing frame with screw locking, size B24, with flat gasket, for 10 small sleeves

Your advantages

- Can also be used for standard panel cutouts for heavy-duty industrial connectors

Key Commercial Data

Packing unit	1 pc
GTIN	 4 046356 674140
GTIN	4046356674140

Technical data

Dimensions

Length	147 mm
Width	58 mm
Height	20 mm

Ambient conditions

Degree of protection	IP54
	IP65
Ambient temperature (operation)	-40 °C ... 120 °C (static)

General

Frame type	Sealing frame
Material	PA (halogen-free)
Flammability rating according to UL 94	V0
Color	black
Torque	2 Nm ... 4 Nm (Locking screw)

Sealing frame - CES-B24-SFFS-PLBK - 0801658

Technical data

General

Note	Mounting screws not supplied as standard. The maximum width of the panel cutout must not exceed 51 mm (instead of 35 mm for heavy-duty industrial connectors).
Installation instructions	M4 locking screw with 3 mm Allen screw head, 3 ... 4 Nm torque, 1 large sleeve requires the space of 4 small sleeves, mounting screw: M4 (ISO 4762/DIN 912), 1.8 Nm torque
	The flat gasket supplied should be inserted between the wall and the sealing frame in the case of wall mounting. IP54: for vertical sealing frame mounting/for horizontal sealing frame mounting (downward cable outlet direction). IP65: when using the CES-SRC-BK / CES-LRC-BK cone sleeve, for vertical mounting/horizontal mounting (downward cable outlet direction) of the sealing frame directly on the housing panel, and use of a 3.6 mm wide cable binder (e.g., item 3240744).

Standards and Regulations

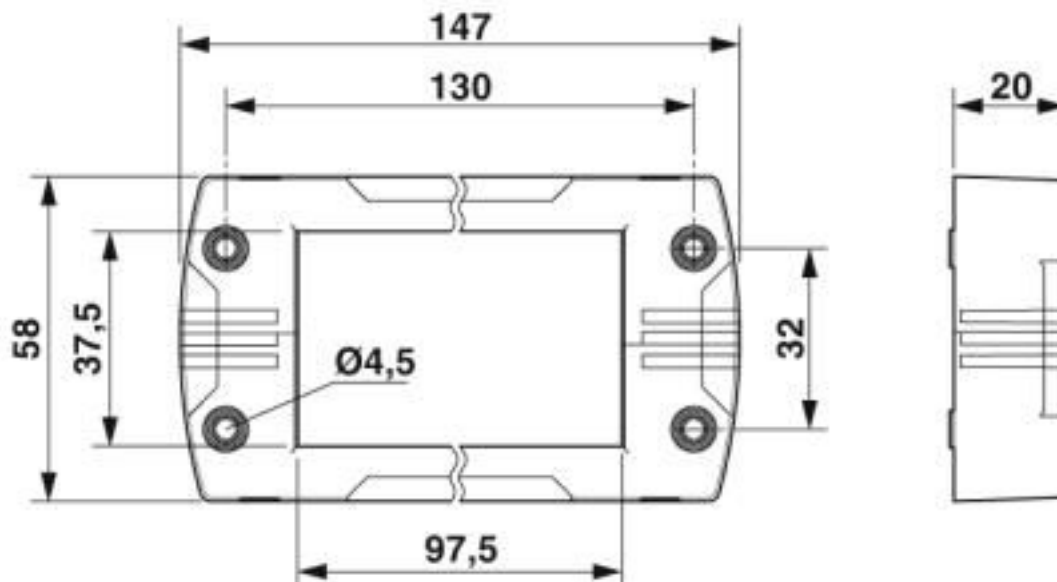
Connection in acc. with standard	CUL
Flammability rating according to UL 94	V0

Environmental Product Compliance

REACH SVHC	Lead 7439-92-1
China RoHS	Environmentally friendly use period: unlimited = EFUP-e
	No hazardous substances above threshold values

Drawings

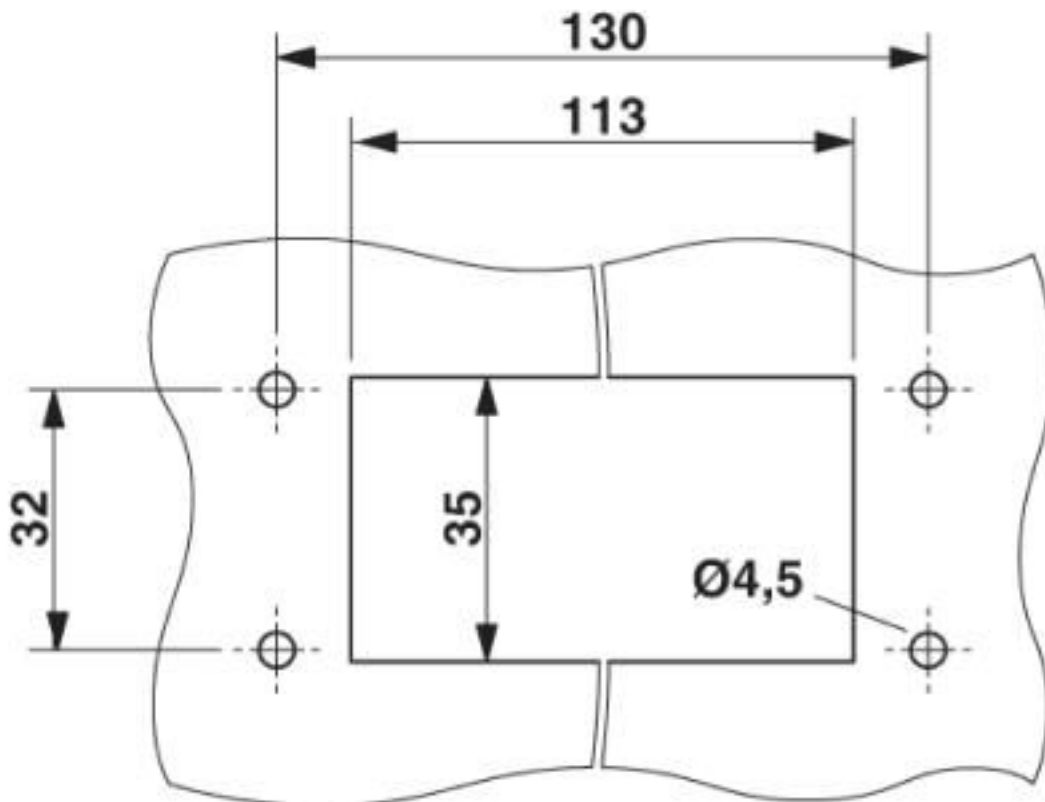
Dimensional drawing



Dimensional drawing

Sealing frame - CES-B24-SFFS-PLBK - 0801658

Dimensional drawing



Mounting cutout

Classifications

eCl@ss

eCl@ss 10.0.1	27142421
eCl@ss 4.0	23110100
eCl@ss 4.1	23110100
eCl@ss 5.0	23110100
eCl@ss 5.1	23110100
eCl@ss 6.0	23110100
eCl@ss 7.0	27142421
eCl@ss 8.0	27142421
eCl@ss 9.0	27142421

ETIM

ETIM 3.0	EC001121
ETIM 4.0	EC002498
ETIM 5.0	EC000211
ETIM 6.0	EC000211

Sealing frame - CES-B24-SFFS-PLBK - 0801658

Classifications

ETIM

ETIM 7.0	EC000211
----------	----------

UNSPSC

UNSPSC 6.01	27113201
UNSPSC 7.0901	27113201
UNSPSC 11	27113201
UNSPSC 12.01	27113201
UNSPSC 13.2	27113201
UNSPSC 18.0	31261501
UNSPSC 19.0	31261501
UNSPSC 20.0	31261501
UNSPSC 21.0	31261501

Approvals

Approvals

Approvals

UL Recognized / cUL Recognized / DNV GL / cULus Recognized

Ex Approvals

Approval details

UL Recognized		http://database.ul.com/cgi-bin/XYV/template/LISEXT/1FRAME/index.htm	NITW2.E255026
---------------	--	---	---------------

cUL Recognized		http://database.ul.com/cgi-bin/XYV/template/LISEXT/1FRAME/index.htm	NITW8.E255026
----------------	--	---	---------------

DNV GL		https://approvalfinder.dnvgl.com/	TAE00003VJ
--------	--	---	------------

cULus Recognized			
------------------	--	--	--

Sealing frame - CES-B24-SFFS-PLBK - 0801658

Accessories

Accessories

Mounting material

Screw - CES-SFFS-H - 0801728



M4 replacement screw with 4 mm Allen screw head for sealing frame with screw locking

Screwdriver tools

Screwdriver - SF-M BH - 1212070



Bit screwdriver, with 1/4" quick-action chuck, handle length 119 mm, 2-component handle, with non-slip grip, suitable for bits according to DIN 3126-C 6.3 and E 6.3/ISO 1173, magnetic

Screwdriver - SF-BIT-HEX 3-50 - 1212647



Screw bit, hexagon, E6.3-1/4" drive, size: Hex 3 x 50 mm, hardened, suitable for holder according to DIN 3126-F6.3/ISO 1173

Seal

Flat gasket - CES-B24-WRG-BK - 0801727



Flat gasket made of NBR, size B24

Phoenix Contact 2020 © - all rights reserved
<http://www.phoenixcontact.com>

PHOENIX CONTACT GmbH & Co. KG
Flachsmarktstr. 8
32825 Blomberg
Germany
Tel. +49 5235 300
Fax +49 5235 3 41200
<http://www.phoenixcontact.com>

Mouser Electronics

Authorized Distributor

Click to View Pricing, Inventory, Delivery & Lifecycle Information:

[Phoenix Contact:](#)

[0801658](#)