

PCB terminal block - PT 1,5/ 2-5,0-V BD:M5,M4 - 1990685

Please be informed that the data shown in this PDF Document is generated from our Online Catalog. Please find the complete data in the user's documentation. Our General Terms of Use for Downloads are valid (<http://phoenixcontact.com/download>)

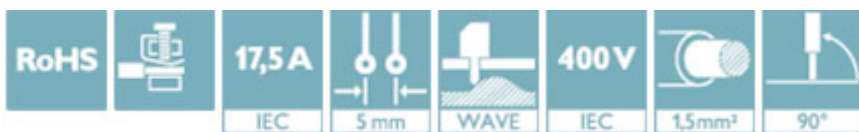
PCB terminal block, nominal current: 17.5 A, nom. voltage: 400 V, pitch: 5 mm, number of positions: 2, connection method: Screw connection with wire protector, mounting: Wave soldering, conductor/PCB connection direction: 90 °, color: green



The figure shows a 10-position version of the product

Your advantages

- ✓ Well-known connection principle allows worldwide use
- ✓ Low temperature rise, thanks to maximum contact force
- ✓ High terminal block capacity thanks to rectangular terminal block space
- ✓ Allows connection of two conductors
- ✓ The latching on the side enables various numbers of positions to be combined



Key Commercial Data

| | |
|--------------|---------------|
| Packing unit | 250 pc |
| GTIN | |
| GTIN | 4017918955397 |

Technical data

Dimensions

| | |
|----------------|---------|
| Length [l] | 11.3 mm |
| Pitch | 5 mm |
| Dimension a | 5 mm |
| Height | 9 mm |
| Height [h] | 9 mm |
| Solder pin [P] | 3.5 mm |
| Pin spacing | 5 mm |
| Hole diameter | 1.3 mm |

General

| | |
|-------------------|-------------|
| Range of articles | PT 1,5/..-V |
|-------------------|-------------|

PCB terminal block - PT 1,5/ 2-5,0-V BD:M5,M4 - 1990685

Technical data

General

| | |
|--|---------------------|
| Insulating material group | I |
| Rated surge voltage (III/3) | 4 kV |
| Rated surge voltage (III/2) | 4 kV |
| Rated surge voltage (II/2) | 4 kV |
| Rated voltage (III/3) | 250 V |
| Rated voltage (III/2) | 400 V |
| Rated voltage (II/2) | 630 V |
| Connection in acc. with standard | EN-VDE |
| Nominal current I _N | 17.5 A |
| Nominal cross section | 1.5 mm ² |
| Maximum load current | 17.5 A |
| Insulating material | PA |
| Flammability rating according to UL 94 | V0 |
| Internal cylindrical gage | A1 |
| Stripping length | 5 mm |
| Number of positions | 2 |
| Screw thread | M2,6 |
| Tightening torque, min | 0.35 Nm |
| Tightening torque max | 0.4 Nm |

Connection data

| | |
|---|----------------------|
| Conductor cross section AWG min. | 26 |
| Conductor cross section AWG max. | 14 |
| 2 conductors with same cross section, solid min. | 0.2 mm ² |
| 2 conductors with same cross section, solid max. | 0.75 mm ² |
| 2 conductors with same cross section, stranded min. | 0.2 mm ² |
| 2 conductors with same cross section, stranded max. | 0.75 mm ² |
| 2 conductors with same cross section, stranded, ferrules without plastic sleeve, min. | 0.25 mm ² |
| 2 conductors with same cross section, stranded, ferrules without plastic sleeve, max. | 0.34 mm ² |
| 2 conductors with same cross section, stranded, TWIN ferrules with plastic sleeve, min. | 0.5 mm ² |
| 2 conductors with same cross section, stranded, TWIN ferrules with plastic sleeve, max. | 0.75 mm ² |

Standards and Regulations

| | |
|--|--------|
| Connection in acc. with standard | EN-VDE |
| | CUL |
| Flammability rating according to UL 94 | V0 |

Environmental Product Compliance

| | |
|------------|--|
| REACH SVHC | Lead 7439-92-1 |
| China RoHS | Environmentally Friendly Use Period = 50 |

PCB terminal block - PT 1,5/ 2-5,0-V BD:M5,M4 - 1990685

Technical data

Environmental Product Compliance

| | |
|--|---|
| | For details about hazardous substances go to tab "Downloads", Category "Manufacturer's declaration" |
|--|---|

Approvals


Approvals


Approvals


IECEE CB Scheme / SEV / VDE Gutachten mit Fertigungsüberwachung / EAC / cULus Recognized

Ex Approvals

Approval details

| | | | |
|----------------------------|---|---|-----------|
| IECEE CB Scheme |  | http://www.iecee.org/ | DE1-58868 |
| Nominal voltage UN | 250 V | | |
| Nominal current IN | 24 A | | |
| mm ² /AWG/kcmil | 0.2-2.5 | | |


| | | | |
|----------------------------|---|---|------------|
| SEV |  | https://www.electrosuisse.ch/de/meta/shop/produktezertifikate.html | IK-3558-M2 |
| Nominal voltage UN | 250 V | | |
| Nominal current IN | 16 A | | |
| mm ² /AWG/kcmil | 2.5 | | |

| | | | |
|---|---|---|----------|
| VDE Gutachten mit Fertigungsüberwachung |  | http://www2.vde.com/de/Institut/Online-Service/VDE-gepruefteProdukte/Seiten/Online-Suche.aspx | 40031691 |
| Nominal voltage UN | 250 V | | |
| Nominal current IN | 24 A | | |
| mm ² /AWG/kcmil | 0.2-2.5 | | |

PCB terminal block - PT 1,5/ 2-5,0-V BD:M5,M4 - 1990685

Approvals

| | | |
|-----|---|---------|
| EAC |  | B.01742 |
|-----|---|---------|

| | | | |
|------------------|---|---|-----------------|
| cULus Recognized |  | http://database.ul.com/cgi-bin/XYV/template/LISEXT/1FRAME/index.htm | E60425-20030211 |
|------------------|---|---|-----------------|

| | D | B |
|----------------------------|-------|-------|
| Nominal voltage UN | 300 V | 300 V |
| Nominal current IN | 10 A | 18 A |
| mm ² /AWG/kcmil | 26-12 | 26-12 |

Phoenix Contact 2018 © - all rights reserved
<http://www.phoenixcontact.com>

PHOENIX CONTACT GmbH & Co. KG
Flachsmarktstr. 8
32825 Blomberg
Germany
Tel. +49 5235 300
Fax +49 5235 3 41200
<http://www.phoenixcontact.com>

Mouser Electronics

Authorized Distributor

Click to View Pricing, Inventory, Delivery & Lifecycle Information:

[Phoenix Contact:](#)

[1990685](#)