

PCB terminal block - FFKDS/V-2,54 BK - 1986770

Please be informed that the data shown in this PDF Document is generated from our Online Catalog. Please find the complete data in the user's documentation. Our General Terms of Use for Downloads are valid (<http://phoenixcontact.com/download>)

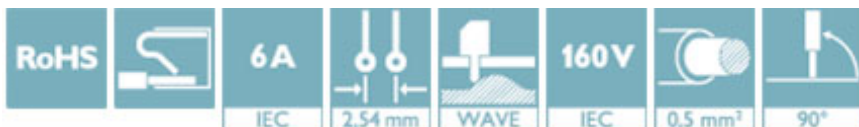


PCB terminal block, nominal current: 6 A, nom. voltage: 160 V, pitch: 2.54 mm, number of positions: 1, connection method: Push-in spring connection, mounting: Wave soldering, conductor/PCB connection direction: 90 °, color: black. The article can be aligned to create different nos. of positions!


The figure shows a 1-pos. version of the product

Your advantages

- ✓ Time saving push-in connection, tools not required
- ✓ Defined contact force ensures that contact remains stable over the long term
- ✓ Intuitive use through colour coded actuation lever
- ✓ Operation and conductor connection from one direction enable integration into front of device
- ✓ Two solder pins reduce the mechanical strain on the soldering spots
- ✓ The latching on the side enables various numbers of positions to be combined
- ✓ Vertical connection enables multi-row arrangement on the PCB



Key Commercial Data

Packing unit	100 pc
GTIN	 4 017918 923273
GTIN	4017918923273

Technical data

Dimensions

Length [l]	12.6 mm
Pitch	2.54 mm
Width [w]	5.04 mm
Height	13.6 mm
Height [h]	17 mm
Solder pin [P]	3.4 mm
Hole diameter	1.1 mm

General

PCB terminal block - FFKDS/V-2,54 BK - 1986770

Technical data

General

Range of articles	FFKDS(A) 0,5/...-V
Insulating material group	I
Rated surge voltage (III/3)	2.5 kV
Rated surge voltage (III/2)	2.5 kV
Rated surge voltage (II/2)	2.5 kV
Rated voltage (III/3)	63 V
Rated voltage (III/2)	160 V
Rated voltage (II/2)	320 V
Connection in acc. with standard	EN-VDE
Nominal current I_N	6 A
Nominal cross section	0.5 mm ²
Maximum load current	6 A (with 0.5 mm ² conductor cross section)
Insulating material	PA
Flammability rating according to UL 94	V0
Stripping length	11 mm
Number of positions	1

Connection data

Conductor cross section solid min.	0.14 mm ²
Conductor cross section solid max.	0.5 mm ²
Conductor cross section flexible min.	0.14 mm ²
Conductor cross section flexible max.	0.5 mm ²
Conductor cross section AWG min.	26
Conductor cross section AWG max.	20

Standards and Regulations

Connection in acc. with standard	EN-VDE
	CSA
Flammability rating according to UL 94	V0

Environmental Product Compliance

China RoHS	Environmentally friendly use period: unlimited = EFUP-e
	No hazardous substances above threshold values

Approvals

Approvals

Approvals


CSA / CCA / KEMA-KEUR / IEC CB Scheme / EAC / cULus Recognized

PCB terminal block - FFKDS/V-2,54 BK - 1986770


Approvals


Ex Approvals

Approval details


CSA		http://www.csagroup.org/services-industries/product-listing/	13631
		B	
Nominal voltage UN		150 V	
Nominal current IN		6 A	
mm ² /AWG/kcmil		20	

CCA			NTR NL-7074
Nominal voltage UN		63 V	
mm ² /AWG/kcmil		0.5	

KEMA-KEUR		http://www.dekra-certification.com	2160724.01
Nominal voltage UN		63 V	
mm ² /AWG/kcmil		0.5	

IECEE CB Scheme		http://www.iecee.org/	NL-25836
Nominal voltage UN		63 V	
mm ² /AWG/kcmil		0.5	

EAC			B.01742
-----	---	--	---------

cULus Recognized		http://database.ul.com/cgi-bin/XYV/template/LISEXT/1FRAME/index.htm	E60425-19870330
		B	
Nominal voltage UN		150 V	
Nominal current IN		6 A	

PCB terminal block - FFKDS/V-2,54 BK - 1986770

Approvals

	B
mm ² /AWG/kcmil	26-20

Phoenix Contact 2018 © - all rights reserved
<http://www.phoenixcontact.com>

PHOENIX CONTACT GmbH & Co. KG

Flachsmarktstr. 8

32825 Blomberg

Germany

Tel. +49 5235 300

Fax +49 5235 3 41200

<http://www.phoenixcontact.com>

Mouser Electronics

Authorized Distributor

Click to View Pricing, Inventory, Delivery & Lifecycle Information:

[Phoenix Contact:](#)

[1986770](#)