

Printed-circuit board connector - MSTB 2,5/18-ST-5,08 BU - 1804373

Please be informed that the data shown in this PDF Document is generated from our Online Catalog. Please find the complete data in the user's documentation. Our General Terms of Use for Downloads are valid (<http://phoenixcontact.com/download>)

PCB connector, nominal current: 12 A, number of positions: 18, pitch: 5.08 mm, connection method: Screw connection with tension sleeve, color: blue, contact surface: Tin




The figure shows a 10-position version of the product

Your advantages

- Well-known connection principle allows worldwide use
- Low temperature rise, thanks to maximum contact force
- Allows connection of two conductors



Key Commercial Data

| | |
|--------------|---|
| Packing unit | 50 pc |
| GTIN |  4 017918 261337 |
| GTIN | 4017918261337 |

Technical data

Dimensions

| | |
|--------------|----------|
| Length [l] | 18.3 mm |
| Width [w] | 91.44 mm |
| Height [h] | 15 mm |
| Pitch | 5.08 mm |
| Dimension a | 86.36 mm |

General

| | |
|----------------------------------|--------------------------------------|
| Range of articles | MSTB 2,5/...-ST |
| Number of positions | 18 |
| Connection method | Screw connection with tension sleeve |
| Rated voltage (III/3) | 250 V |
| Connection in acc. with standard | EN-VDE |

Printed-circuit board connector - MSTB 2,5/18-ST-5,08 BU - 1804373

Technical data

General

| | |
|--------------------------------|---------------------|
| Nominal current I _N | 12 A |
| Nominal cross section | 2.5 mm ² |

Connection data

| | |
|---|----------------------|
| Conductor cross section solid min. | 0.2 mm ² |
| Conductor cross section solid max. | 2.5 mm ² |
| Conductor cross section flexible min. | 0.2 mm ² |
| Conductor cross section flexible max. | 2.5 mm ² |
| Conductor cross section flexible, with ferrule without plastic sleeve min. | 0.25 mm ² |
| Conductor cross section flexible, with ferrule without plastic sleeve max. | 2.5 mm ² |
| Conductor cross section flexible, with ferrule with plastic sleeve min. | 0.25 mm ² |
| Conductor cross section flexible, with ferrule with plastic sleeve max. | 2.5 mm ² |
| Conductor cross section AWG min. | 24 |
| Conductor cross section AWG max. | 12 |
| 2 conductors with same cross section, solid min. | 0.2 mm ² |
| 2 conductors with same cross section, solid max. | 1 mm ² |
| 2 conductors with same cross section, stranded min. | 0.2 mm ² |
| 2 conductors with same cross section, stranded max. | 1.5 mm ² |
| 2 conductors with same cross section, stranded, ferrules without plastic sleeve, min. | 0.25 mm ² |
| 2 conductors with same cross section, stranded, ferrules without plastic sleeve, max. | 1 mm ² |
| 2 conductors with same cross section, stranded, TWIN ferrules with plastic sleeve, min. | 0.5 mm ² |
| 2 conductors with same cross section, stranded, TWIN ferrules with plastic sleeve, max. | 1.5 mm ² |
| Minimum AWG according to UL/CUL | 30 |
| Maximum AWG according to UL/CUL | 12 |

Standards and Regulations

| | |
|----------------------------------|--------|
| Connection in acc. with standard | EN-VDE |
| | CSA |

Environmental Product Compliance

| | |
|------------|---|
| REACH SVHC | Lead 7439-92-1 |
| China RoHS | Environmentally Friendly Use Period = 50 |
| | For details about hazardous substances go to tab "Downloads", Category "Manufacturer's declaration" |

Approvals

Approvals

Printed-circuit board connector - MSTB 2,5/18-ST-5,08 BU - 1804373


Approvals


Approvals


CSA / IECCEB CB Scheme / VDE Gutachten mit Fertigungsüberwachung / EAC / cULus Recognized

Ex Approvals


Approval details

| | | | |
|----------------------------|---|---|-----------------|
| CSA |  | http://www.csagroup.org/services-industries/product-listing/ | LR13631-2585950 |
| | | D | B |
| Nominal voltage UN | | 300 V | 300 V |
| Nominal current IN | | 10 A | 15 A |
| mm ² /AWG/kcmil | | 28-12 | 28-12 |

| | | | |
|----------------------------|---|---|----------------|
| IECEE CB Scheme |  | http://www.iecee.org/ | DE1-58978-B1B2 |
| Nominal voltage UN | | 250 V | |
| Nominal current IN | | 12 A | |
| mm ² /AWG/kcmil | | 0.2-2.5 | |

| | | | |
|---|---|---|----------|
| VDE Gutachten mit Fertigungsüberwachung |  | http://www2.vde.com/de/Institut/Online-Service/VDE-gepruefteProdukte/Seiten/Online-Suche.aspx | 40004701 |
| Nominal voltage UN | | 250 V | |
| Nominal current IN | | 12 A | |
| mm ² /AWG/kcmil | | 0.2-2.5 | |

| | | | |
|-----|---|--|---------|
| EAC |  | | B.01742 |
|-----|---|--|---------|

| | | | |
|--------------------|---|---|-----------------|
| cULus Recognized |  | http://database.ul.com/cgi-bin/XYV/template/LISEXT/1FRAME/index.htm | E60425-19931011 |
| | | D | B |
| Nominal voltage UN | | 150 V | 300 V |

Printed-circuit board connector - MSTB 2,5/18-ST-5,08 BU - 1804373

Approvals

| | D | B |
|----------------------------|-------|-------|
| Nominal current IN | 15 A | 15 A |
| mm ² /AWG/kcmil | 30-12 | 30-12 |

Phoenix Contact 2018 © - all rights reserved
<http://www.phoenixcontact.com>

PHOENIX CONTACT GmbH & Co. KG
Flachsmarktstr. 8
32825 Blomberg
Germany
Tel. +49 5235 300
Fax +49 5235 3 41200
<http://www.phoenixcontact.com>

Mouser Electronics

Authorized Distributor

Click to View Pricing, Inventory, Delivery & Lifecycle Information:

[Phoenix Contact:](#)

[1804373](#)