

Lightning/surge arrester type 1/2 - VAL-MS-T1/T2 335/12.5/4+0 - 2800645

Please be informed that the data shown in this PDF Document is generated from our Online Catalog. Please find the complete data in the user's documentation. Our General Terms of Use for Downloads are valid (<http://phoenixcontact.com/download>)




Universal varistor-based plug-in lightning/surge arrester for 3-phase power supply networks with separate N and PE (5-conductor system: L1, L2, L3, N, PE).

Why buy this product

- ✓ Plugs can be checked with CHECKMASTER
- ✓ Secure hold of plugs in the event of high lightning current loads and strong vibrations thanks to new latching
- ✓ Thermal disconnect device for each individual plug
- ✓ Pluggable
- ✓ Thermal disconnect device for each individual plug
- ✓ Mechanical coding of all slots



Key Commercial Data

Packing unit	1 pc
GTIN	 4 046356 624770
GTIN	4046356624770

Technical data

Dimensions

Height	89.8 mm
Width	71.2 mm
Depth	77.5 mm (incl. DIN rail 7.5 mm)
Horizontal pitch	4 Div.

Ambient conditions

Degree of protection	IP20 (only when all terminal points are used)
Ambient temperature (operation)	-40 °C ... 80 °C
Ambient temperature (storage/transport)	-40 °C ... 80 °C

Lightning/surge arrester type 1/2 - VAL-MS-T1/T2 335/12.5/4+0 - 2800645

Technical data

Ambient conditions

Altitude	≤ 2000 m (amsl (above mean sea level))
Permissible humidity (operation)	5 % ... 95 %
Shock (operation)	30g (Half-sine / 11 ms / 3x ±X, ±Y, ±Z)
Vibration (operation)	7.5g (10 ... 500 Hz / 2.5 h / X, Y, Z)

General

IEC test classification	I / II
	T1 / T2
	T1
EN type	T1 / T2
	T1
IEC power supply system	TN-S
Mode of protection	L-PE
	N-PE
Mounting type	DIN rail: 35 mm
Color	jet black RAL 9005
Housing material	PA 6.6
	PBT
Degree of pollution	2
Flammability rating according to UL 94	V-0
Type	DIN rail module, two-section, divisible
Surge protection fault message	optical

Protective circuit

Nominal voltage U_N	240/415 V AC (TN-S)
Nominal frequency f_N	50 Hz (60 Hz)
Maximum continuous voltage U_C	335 V AC
Rated load current I_L	80 A
Residual current I_{PE}	≤ 3.2 mA
Standby power consumption P_C	≤ 1080 mVA
Nominal discharge current I_n (8/20) μ s	12.5 kA
Maximum discharge current I_{max} (8/20) μ s	50 kA
Impulse discharge current (10/350) μ s, charge	6.5 As
Impulse discharge current (10/350) μ s, specific energy	39 kJ/ Ω
Impulse discharge current (10/350) μ s, peak value I_{imp}	12.5 kA
Total discharge current I_{total} (8/20) μ s	200 kA
Total discharge current I_{total} (10/350) μ s	50 kA
Short-circuit current rating I_{SCCR}	25 kA
Voltage protection level U_p	≤ 1.2 kV
	≤ 1.6 kV (30 kA - 8/20 μ s)

Lightning/surge arrester type 1/2 - VAL-MS-T1/T2 335/12.5/4+0 - 2800645

Technical data

Protective circuit

Residual voltage U_{res}	≤ 1.2 kV (at I_n)
	≤ 1.1 kV (at 10 kA)
	≤ 1 kV (at 5 kA)
	≤ 0.9 kV (at 3 kA)
TOV behavior at U_T	415 V AC (5 s / withstand mode)
	457 V AC (120 min / safe failure mode)
Response time t_A	≤ 25 ns
Max. backup fuse with V-type through wiring	80 A (gG - 16 mm ²)
Max. backup fuse with branch wiring	160 A (gG)

Connection data

Connection method	Screw connection
Screw thread	M5
Tightening torque	3 Nm (1,5 mm ² ... 16 mm ²)
	4.5 Nm (25 mm ² ... 35 mm ²)
Stripping length	16 mm
Conductor cross section flexible	1.5 mm ² ... 25 mm ²
Conductor cross section solid	1.5 mm ² ... 35 mm ²
Conductor cross section AWG	15 ... 2
Connection method	Fork-type cable lug
Conductor cross section flexible	1.5 mm ² ... 16 mm ²

UL specifications

SPD Type	4CA
Maximum continuous operating voltage MCOV (L-L)	670 V AC
Maximum continuous operating voltage MCOV (L-N)	670 V AC
Maximum continuous operating voltage MCOV (L-G)	335 V AC
Maximum continuous operating voltage MCOV (N-G)	335 V AC
Nom. voltage	415/240 V AC
Mode of protection	L-L
	L-N
	L-G
	N-G
Power distribution system	3Y
Nominal frequency	50/60 Hz
Measured limiting voltage MLV (L-L)	3650 V
Measured limiting voltage MLV (L-N)	3650 V
Measured limiting voltage MLV (L-G)	2630 V
Measured limiting voltage MLV (N-G)	2630 V
Nominal discharge current I_n (L-L)	20 kA

Lightning/surge arrester type 1/2 - VAL-MS-T1/T2 335/12.5/4+0 - 2800645

Technical data

UL specifications

Nominal discharge current I_n (L-N)	20 kA
Nominal discharge current I_n (L-G)	20 kA
Nominal discharge current I_n (N-G)	20 kA

UL connection data

Conductor cross section AWG	10 ... 2
Tightening torque	30 lb _F -in.

Standards and Regulations

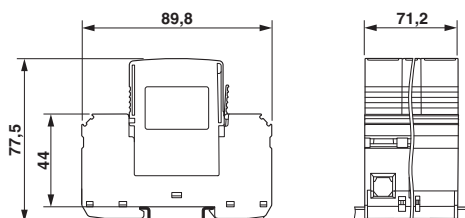
Standards/regulations	IEC 61643-11 2011
	EN 61643-11 2012

Environmental Product Compliance

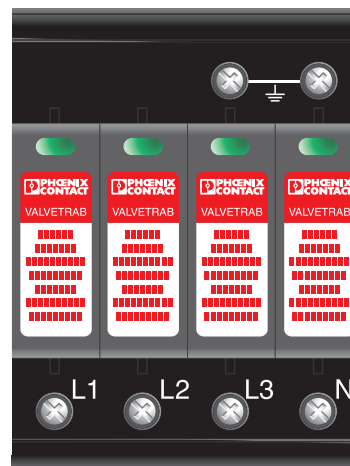
China RoHS	Environmentally friendly use period: unlimited = EFUP-e
	No hazardous substances above threshold values

Drawings

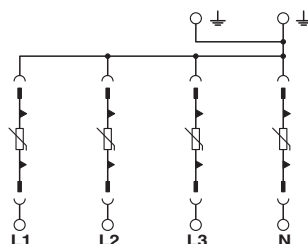
Dimensional drawing



Product drawing



Circuit diagram



Lightning/surge arrester type 1/2 - VAL-MS-T1/T2 335/12.5/4+0 - 2800645

Approvals

Approvals

Approvals

KEMA-KEUR / ÖVE / IECCEB Scheme / UL Recognized / cUL Recognized / EAC / CCA / DNV GL / cULus Recognized

Ex Approvals

Approval details

KEMA-KEUR		http://www.dekra-certification.com	2162496-01
ÖVE		https://www.ove.at/en/certification-pz/certification-register/	18583-009-06
IECEE CB Scheme		http://www.iecee.org/	AT 2584
UL Recognized		http://database.ul.com/cgi-bin/XYV/template/LISEXT/1FRAME/index.htm	FILE E 330181
cUL Recognized		http://database.ul.com/cgi-bin/XYV/template/LISEXT/1FRAME/index.htm	FILE E 330181
EAC			RU C- DE.A*30.B01561
CCA			NTR-AT 1906
DNV GL		http://exchange.dnv.com/tari/	TAE00001N9

Lightning/surge arrester type 1/2 - VAL-MS-T1/T2 335/12.5/4+0 - 2800645

Approvals

cULus Recognized



<http://database.ul.com/cgi-bin/XYV/template/LISEXT/1FRAME/index.htm>

Phoenix Contact 2018 © - all rights reserved
<http://www.phoenixcontact.com>

PHOENIX CONTACT GmbH & Co. KG
Flachsmarktstr. 8
32825 Blomberg
Germany
Tel. +49 5235 300
Fax +49 5235 3 41200
<http://www.phoenixcontact.com>

Mouser Electronics

Authorized Distributor

Click to View Pricing, Inventory, Delivery & Lifecycle Information:

[Phoenix Contact:](#)

[2800645](#)