

PCB terminal block - PLH 16/ 5-10-ZF - 1770490

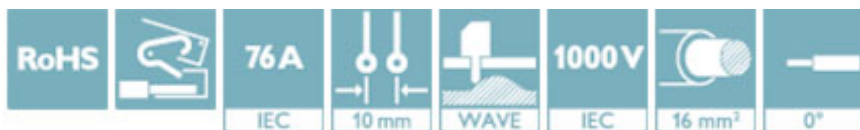
Please be informed that the data shown in this PDF Document is generated from our Online Catalog. Please find the complete data in the user's documentation. Our General Terms of Use for Downloads are valid (<http://phoenixcontact.com/download>)




PCB terminal block, nominal current: 76 A, nom. voltage: 1000 V, pitch: 10 mm, number of positions: 5, connection method: Push-lock spring connection, mounting: Wave soldering, conductor/PCB connection direction: 0 °, color: green

Your advantages

- ✓ Tool-free lever principle enables time-saving connection and release of conductors with/without ferrules
- ✓ Defined contact force ensures that contact remains stable over the long term
- ✓ Time-saving push-in connection when lever is closed
- ✓ Quick and convenient testing using integrated test option
- ✓ Unrestricted 600-V-UL approval thanks to compact zig-zag pinning



Key Commercial Data

Packing unit	25 pc
GTIN	 4 046356 458238
GTIN	4046356458238

Technical data

Dimensions

Length [l]	25 mm
Pitch	10 mm
Dimension a	40 mm
Width [w]	51.4 mm
Height	29 mm
Height [h]	33.5 mm
Solder pin [P]	4.5 mm
Pin spacing	12.5 mm
Hole diameter	1.6 mm

General

Range of articles	PLH 16/
-------------------	---------

PCB terminal block - PLH 16/ 5-10-ZF - 1770490

Technical data

General

Insulating material group	I
Rated surge voltage (III/3)	8 kV
Rated surge voltage (III/2)	8 kV
Rated surge voltage (II/2)	8 kV
Rated voltage (III/3)	1000 V
Rated voltage (III/2)	1000 V
Rated voltage (II/2)	1000 V
Nominal current I_N	76 A
Nominal cross section	16 mm ²
Insulating material	PA
Flammability rating according to UL 94	V0
Stripping length	18 mm
Number of positions	5

Connection data

Conductor cross section solid min.	0.75 mm ²
Conductor cross section solid max.	16 mm ²
Conductor cross section flexible min.	0.75 mm ²
Conductor cross section flexible max.	25 mm ²
Conductor cross section flexible, with ferrule without plastic sleeve min.	0.75 mm ²
Conductor cross section flexible, with ferrule without plastic sleeve max.	16 mm ²
Conductor cross section flexible, with ferrule with plastic sleeve min.	0.75 mm ²
Conductor cross section flexible, with ferrule with plastic sleeve max.	10 mm ²
Conductor cross section AWG min.	18
Conductor cross section AWG max.	4
2 conductors with same cross section, stranded, TWIN ferrules with plastic sleeve, min.	0.75 mm ²
2 conductors with same cross section, stranded, TWIN ferrules with plastic sleeve, max.	4 mm ²

Standards and Regulations

Connection in acc. with standard	UL
Flammability rating according to UL 94	V0

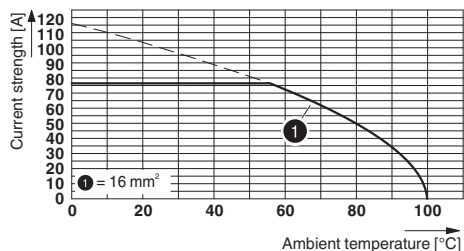
Environmental Product Compliance

China RoHS	Environmentally friendly use period: unlimited = EFUP-e
	No hazardous substances above threshold values

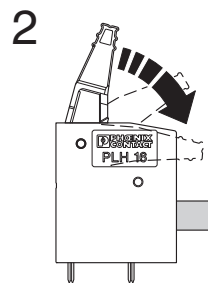
Drawings

PCB terminal block - PLH 16/ 5-10-ZF - 1770490

Diagram

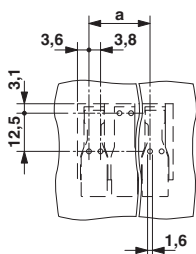


Functional drawing

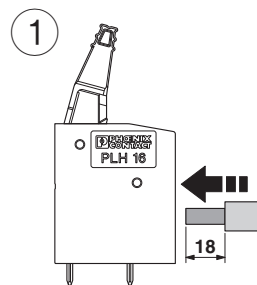


Type: PLH 16/...-10-ZF
 Tested in accordance with DIN EN 60512-5-2:2003-01
 No. of positions: 5
 Conductor cross section: 16 mm² (exclusively for solid conductors)

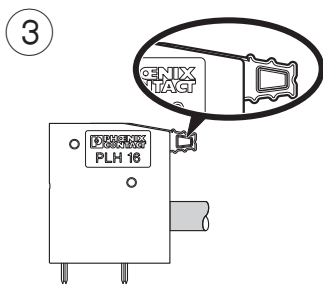
Drilling diagram



Functional drawing



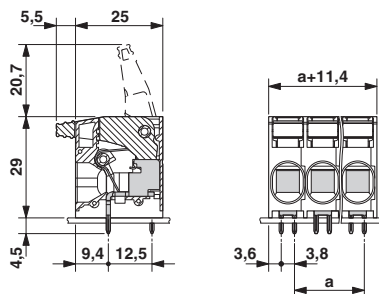
Functional drawing



Functional drawing



Dimensional drawing



PCB terminal block - PLH 16/ 5-10-ZF - 1770490

Approvals


Approvals


Approvals


UL Recognized / IEC EE CB Scheme / VDE Zeichengenehmigung / EAC


Ex Approvals

Approval details

UL Recognized		http://database.ul.com/cgi-bin/XYV/template/LISEXT/1FRAME/index.htm	E60425-20110524
		B	C
Nominal voltage UN		600 V	600 V
Nominal current IN		51 A	51 A
mm ² /AWG/kcmil		18-6	18-6

IECEE CB Scheme		http://www.iecee.org/	DE1-58718
Nominal voltage UN		1000 V	
Nominal current IN		76 A	
mm ² /AWG/kcmil		0.75-16	

VDE Zeichengenehmigung		http://www2.vde.com/de/Institut/Online-Service/VDE-gepruefteProdukte/Seiten/Online-Suche.aspx	40041250
Nominal voltage UN		1000 V	
Nominal current IN		76 A	
mm ² /AWG/kcmil		0.75-16	

EAC			B.01742
-----	---	--	---------

Phoenix Contact 2018 © - all rights reserved
<http://www.phoenixcontact.com>

PHOENIX CONTACT GmbH & Co. KG
Flachmarktstr. 8
32825 Blomberg
Germany
Tel. +49 5235 300
Fax +49 5235 3 41200
<http://www.phoenixcontact.com>

Mouser Electronics

Authorized Distributor

Click to View Pricing, Inventory, Delivery & Lifecycle Information:

[Phoenix Contact:](#)

[1770490](#)