

Printed-circuit board connector - PC 16/ 4-ST-10,16 BUGY CP2,3NZ - 1743692

Please be informed that the data shown in this PDF Document is generated from our Online Catalog. Please find the complete data in the user's documentation. Our General Terms of Use for Downloads are valid (<http://phoenixcontact.com/download>)



PCB connector, nominal current: 76 A, number of positions: 4, pitch: 10.16 mm, connection method: Screw connection with tension sleeve, color: blue grey, contact surface: Silver


The figure shows a 5-pos. version of the product

Your advantages

- ✓ Well-known connection principle allows worldwide use
- ✓ Low temperature rise, thanks to maximum contact force
- ✓ Allows connection of two conductors
- ✓ Integrated double steel spring provides additional safety in the event of temperature and power fluctuations
- ✓ Integrated protective guide prevents incorrect insertion of the conductor underneath the tension sleeve



Key Commercial Data

Packing unit	50 pc
GTIN	 4 046356 302975
GTIN	4046356302975

Technical data

Dimensions

Length [l]	41.5 mm
Width [w]	40.48 mm
Height [h]	27.8 mm
Pitch	10.16 mm
Dimension a	30.48 mm

General

Range of articles	PC 16/..-ST
Number of positions	4

Printed-circuit board connector - PC 16/ 4-ST-10,16 BUGY CP2,3NZ - 1743692

Technical data

General

Connection method	Screw connection with tension sleeve
Rated voltage (III/3)	1000 V
Connection in acc. with standard	EN-VDE
Nominal current I _N	76 A
Nominal cross section	16 mm ²

Connection data

Conductor cross section solid min.	0.75 mm ²
Conductor cross section solid max.	16 mm ²
Conductor cross section flexible min.	0.75 mm ²
Conductor cross section flexible max.	16 mm ²
Conductor cross section flexible, with ferrule without plastic sleeve min.	0.5 mm ²
Conductor cross section flexible, with ferrule without plastic sleeve max.	16 mm ²
Conductor cross section flexible, with ferrule with plastic sleeve min.	0.5 mm ²
Conductor cross section flexible, with ferrule with plastic sleeve max.	10 mm ²
Conductor cross section AWG min.	18
Conductor cross section AWG max.	6
2 conductors with same cross section, solid min.	0.75 mm ²
2 conductors with same cross section, solid max.	6 mm ²
2 conductors with same cross section, stranded min.	0.75 mm ²
2 conductors with same cross section, stranded max.	6 mm ²
2 conductors with same cross section, stranded, ferrules without plastic sleeve, min.	0.5 mm ²
2 conductors with same cross section, stranded, ferrules without plastic sleeve, max.	4 mm ²
2 conductors with same cross section, stranded, TWIN ferrules with plastic sleeve, min.	0.5 mm ²
2 conductors with same cross section, stranded, TWIN ferrules with plastic sleeve, max.	6 mm ²
Minimum AWG according to UL/CUL	20
Maximum AWG according to UL/CUL	6

Standards and Regulations

Connection in acc. with standard	EN-VDE
	CUL

Environmental Product Compliance

REACH SVHC	Lead 7439-92-1
China RoHS	Environmentally Friendly Use Period = 50
	For details about hazardous substances go to tab "Downloads", Category "Manufacturer's declaration"

Printed-circuit board connector - PC 16/ 4-ST-10,16 BUGY CP2,3NZ - 1743692

Approvals


Approvals


Approvals

EAC / cULus Recognized

Ex Approvals

Approval details

EAC		B.01742
-----	---	---------

cULus Recognized		http://database.ul.com/cgi-bin/XYV/template/LISEXT/1FRAME/index.htm	E60425-20040202
	B	C	
Nominal voltage UN	600 V	600 V	
Nominal current IN	55 A	55 A	
mm ² /AWG/kcmil	20-6	20-6	

Phoenix Contact 2018 © - all rights reserved
<http://www.phoenixcontact.com>

PHOENIX CONTACT GmbH & Co. KG
Flachsmarktstr. 8
32825 Blomberg
Germany
Tel. +49 5235 300
Fax +49 5235 3 41200
<http://www.phoenixcontact.com>

Mouser Electronics

Authorized Distributor

Click to View Pricing, Inventory, Delivery & Lifecycle Information:

[Phoenix Contact:](#)

[1743692](#)