

# PCB terminal block - MKDSP 25/ 3-15,00 BD:NZ - 1728811

Please be informed that the data shown in this PDF Document is generated from our Online Catalog. Please find the complete data in the user's documentation. Our General Terms of Use for Downloads are valid (<http://phoenixcontact.com/download>)



PCB terminal block, nominal current: 125 A, nom. voltage: 1000 V, pitch: 15 mm, number of positions: 3, connection method: Screw connection with tension sleeve, mounting: Wave soldering, conductor/PCB connection direction: 0°, color: green

The figure shows a 5-pos. version of the product

## Your advantages

- ✓ Well-known connection principle allows worldwide use
- ✓ Low temperature rise, thanks to maximum contact force
- ✓ Allows connection of two conductors
- ✓ Quick and convenient testing using integrated test option
- ✓ Integrated protective guide prevents incorrect insertion of the conductor underneath the tension sleeve



## Key Commercial Data

Packing unit	25 pc
GTIN	
GTIN	4046356145329

## Technical data

### Item properties

Brief article description	PCB terminal block
Range of articles	MKDSP 25
Pitch	15 mm
Number of positions	3
Connection method	Screw connection with tension sleeve
Drive form screw head	Philipps recess with slotted Torx (H1L)
Screw thread	M5
Mounting type	Wave soldering
Pin layout	Linear 2x2 pinning
Number of levels	1

# PCB terminal block - MKDSP 25/ 3-15,00 BD:NZ - 1728811

## Technical data

### Electrical parameters

Rated current	125 A
Rated insulation voltage (III/2)	1000 V
Rated surge voltage (III/2)	8 kV

### Connection capacity

Conductor cross section solid	0.5 mm <sup>2</sup> ... 35 mm <sup>2</sup>
Conductor cross section flexible	0.5 mm <sup>2</sup> ... 35 mm <sup>2</sup>
Conductor cross section AWG / kcmil	20 ... 2
Conductor cross section flexible, with ferrule without plastic sleeve	1 mm <sup>2</sup> ... 35 mm <sup>2</sup>
Conductor cross section, flexible, with ferrule, with plastic sleeve	1.5 mm <sup>2</sup> ... 35 mm <sup>2</sup>
2 conductors with same cross section, solid	0.5 mm <sup>2</sup> ... 6 mm <sup>2</sup>
2 conductors with same cross section, flexible	0.5 mm <sup>2</sup> ... 6 mm <sup>2</sup>
2 conductors with same cross section, stranded, ferrules without plastic sleeve	0.5 mm <sup>2</sup> ... 4 mm <sup>2</sup>
2 conductors with same cross section, stranded, with TWIN ferrules with plastic sleeve	0.5 mm <sup>2</sup> ... 16 mm <sup>2</sup>
Stripping length	18 mm
Torque	2.5 Nm ... 4.5 Nm

### Material data - contact

Note	WEEE/RoHS-compliant, free of whiskers according to IEC 60068-2-82/ JEDEC JESD 201
Contact material	Cu alloy
Surface characteristics	Tin-plated
Metal surface terminal point (top layer)	Tin (5 - 7 µm Sn)
Metal surface soldering area (top layer)	Tin (5 - 7 µm Sn)

### Material data - housing

Insulating material	PA
Insulating material group	I
CTI according to IEC 60112	600
Flammability rating according to UL 94	V0
Glow wire flammability index GWFI according to EN 60695-2-12	850
Glow wire ignition temperature GWIT according to EN 60695-2-13	775
Temperature for the ball pressure test according to EN 60695-10-2	125 °C

### Dimensions for the product

Length [ l ]	31 mm
Width [ w ]	45 mm
Height [ h ]	43.5 mm
Pitch	15 mm
Height (without solder pin)	39 mm
Solder pin [P]	4.5 mm
Pin dimensions	1.2 x 1.2 mm

# PCB terminal block - MKDSP 25/ 3-15,00 BD:NZ - 1728811

## Technical data

### Dimensions for the product

Dimension a	30 mm
-------------	-------

### Dimensions for PCB design

Hole diameter	1.6 mm
---------------	--------

### Packaging information

Type of packaging	packed in cardboard
Pieces per package	25
Denomination packing units	Pcs.
Outer packaging type	Carton
Delivery state	Open clamping space

### Ambient conditions

Ambient temperature (storage/transport)	-40 °C ... 70 °C
Ambient temperature (assembly)	-5 °C ... 100 °C
Ambient temperature (operation)	-40 °C

### Termination and connection method

### Pull-out test

Pull-out test	IEC 60998-2-1:1990-04
	Test passed
Conductor cross section / conductor type / tensile force	0.5 mm <sup>2</sup> / solid / > 30 N
	0.5 mm <sup>2</sup> / flexible / > 30 N
	35 mm <sup>2</sup> / solid / > 190 N
	25 mm <sup>2</sup> / flexible / > 135 N

### Mechanical tests according to standard

Test specification	IEC 60998-2-1 (in parts)
--------------------	--------------------------

### Electrical tests

Rated current	125 A
Rated insulation voltage (III/2)	1000 V
Rated surge voltage (III/2)	8 kV

### Air clearances and creepage distances

Insulating material group	I
Voltage	1000 V
Rated insulation voltage (III/3)	1000 V
Rated insulation voltage (III/2)	1000 V
Rated insulation voltage (II/2)	1000 V
Rated surge voltage (III/3)	8 kV
Rated surge voltage (III/2)	8 kV
Rated surge voltage (II/2)	8 kV

### Current carrying capacity / derating curves

# PCB terminal block - MKDSP 25/ 3-15,00 BD:NZ - 1728811

## Technical data

### Current carrying capacity / derating curves

Specification	IEC 60998-2-1 (in parts)
---------------	--------------------------

### Vibration test

Resistance to ageing, to humidity conditions, to ingress of solid objects and to harmful ingress of water	Test passed IEC 60998-2-1:1990-04 168 h/100°C 48 h/30 °C/92 %
Test result	Test passed
Test specification	IEC 60998-2-1:1990-04
Dry heat	168 h/100°C
Humid heat	48 h/30 °C/92 %

### Resistance to ageing, humidity and penetration of solids

Test result	Test passed
Test specification	IEC 60998-2-1:1990-04
Dry heat	168 h/100°C
Humid heat	48 h/30 °C/92 %

### Standards and Regulations

Connection in acc. with standard	EN-VDE
----------------------------------	--------

### Environmental Product Compliance

China RoHS	Environmentally friendly use period: unlimited = EFUP-e
	No hazardous substances above threshold values

## Approvals


### Approvals

#### Approvals

IECEE CB Scheme / SEV / VDE Zeichengenehmigung / EAC / cULus Recognized


#### Ex Approvals


### Approval details

IECEE CB Scheme		<a href="http://www.iecee.org/">http://www.iecee.org/</a>	CH-8225
Nominal voltage UN	1000 V		
Nominal current IN	125 A		
mm <sup>2</sup> /AWG/kcmil	35		


# PCB terminal block - MKDSP 25/ 3-15,00 BD:NZ - 1728811

## Approvals

SEV		<a href="https://www.electrosuisse.ch/de/meta/shop/produktezertifikate.html">https://www.electrosuisse.ch/de/meta/shop/produktezertifikate.html</a>	IK-3542-M1
Nominal voltage UN		1000 V	
Nominal current IN		125 A	
mm <sup>2</sup> /AWG/kcmil		35	

VDE Zeichengenehmigung		<a href="http://www2.vde.com/de/Institut/Online-Service/VDE-gepruefteProdukte/Seiten/Online-Suche.aspx">http://www2.vde.com/de/Institut/Online-Service/VDE-gepruefteProdukte/Seiten/Online-Suche.aspx</a>	40041859
Nominal voltage UN		1000 V	
Nominal current IN		125 A	
mm <sup>2</sup> /AWG/kcmil		0.5-35	

EAC		B.01742
-----	---	---------

cULus Recognized		<a href="http://database.ul.com/cgi-bin/XYV/template/LISEXT/1FRAME/index.htm">http://database.ul.com/cgi-bin/XYV/template/LISEXT/1FRAME/index.htm</a>	E60425-19770427
	B	C	
Nominal voltage UN	600 V	600 V	
Nominal current IN	115 A	115 A	
mm <sup>2</sup> /AWG/kcmil	20-2	20-2	

Phoenix Contact 2018 © - all rights reserved  
<http://www.phoenixcontact.com>

PHOENIX CONTACT GmbH & Co. KG  
 Flachsmarktstr. 8  
 32825 Blomberg  
 Germany  
 Tel. +49 5235 300  
 Fax +49 5235 3 41200  
<http://www.phoenixcontact.com>

# Mouser Electronics

Authorized Distributor

Click to View Pricing, Inventory, Delivery & Lifecycle Information:

[Phoenix Contact:](#)

[1728811](#)