

PCB terminal block - ZFKDSA 4-10- 2 MIX BN/RD - 1705788

Please be informed that the data shown in this PDF Document is generated from our Online Catalog. Please find the complete data in the user's documentation. Our General Terms of Use for Downloads are valid (<http://phoenixcontact.com/download>)

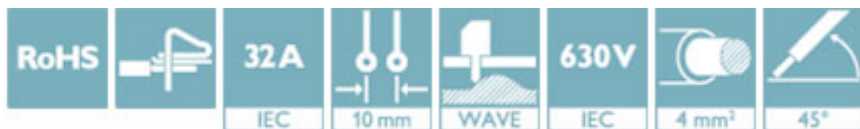


PCB terminal block, nominal current: 32 A, nom. voltage: 630 V, pitch: 10 mm, number of positions: 2, connection method: Spring-cage connection, mounting: Wave soldering, conductor/PCB connection direction: 45°, color: multi-color


The figure shows a 5-pos. version of the product

Your advantages

- ✓ Defined contact force ensures that contact remains stable over the long term
- ✓ Clamping space opened by means of fixed screwdriver enables convenient conductor connection
- ✓ Separate bridge shaft for easily connecting multiple positions to jumpers
- ✓ Quick and convenient testing using integrated test option



Key Commercial Data

Packing unit	50 pc
GTIN	 4 046356 801942
GTIN	4046356801942

Technical data

Dimensions

Length [L]	29 mm
Pitch	10 mm
Dimension a	10 mm
Height	23 mm
Solder pin [P]	4.6 mm
Hole diameter	1.8 mm

General

Range of articles	ZFKDS(A) 4
Insulating material group	I
Rated surge voltage (III/3)	6 kV
Rated surge voltage (III/2)	6 kV

PCB terminal block - ZFKDSA 4-10- 2 MIX BN/RD - 1705788

Technical data

General

Rated surge voltage (II/2)	6 kV
Rated voltage (III/3)	630 V
Rated voltage (III/2)	630 V
Rated voltage (II/2)	1000 V
Connection in acc. with standard	EN-VDE
Nominal current I _N	32 A
Nominal cross section	4 mm ²
Insulating material	PA
Flammability rating according to UL 94	V0
Internal cylindrical gage	A4
Stripping length	10 mm
Number of positions	2

Connection data

Conductor cross section AWG min.	24
Conductor cross section AWG max.	10

Standards and Regulations

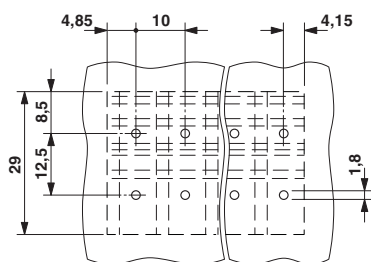
Connection in acc. with standard	EN-VDE
Flammability rating according to UL 94	V0

Environmental Product Compliance

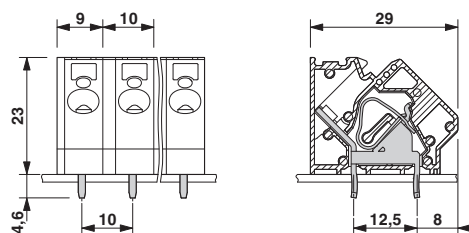
China RoHS	Environmentally friendly use period: unlimited = EFUP-e
	No hazardous substances above threshold values

Drawings

Drilling diagram



Dimensional drawing



Approvals

Approvals

Approvals


EAC

PCB terminal block - ZFKDSA 4-10- 2 MIX BN/RD - 1705788

Approvals

Ex Approvals

Approval details

EAC		B.01742
-----	---	---------

Phoenix Contact 2018 © - all rights reserved
<http://www.phoenixcontact.com>

PHOENIX CONTACT GmbH & Co. KG
Flachmarktstr. 8
32825 Blomberg
Germany
Tel. +49 5235 300
Fax +49 5235 3 41200
<http://www.phoenixcontact.com>

Mouser Electronics

Authorized Distributor

Click to View Pricing, Inventory, Delivery & Lifecycle Information:

[Phoenix Contact:](#)

[1705788](#)