

PCB terminal block - SPTA 1/ 3-5,0 BK - 1702810

Please be informed that the data shown in this PDF Document is generated from our Online Catalog. Please find the complete data in the user's documentation. Our General Terms of Use for Downloads are valid (<http://phoenixcontact.com/download>)

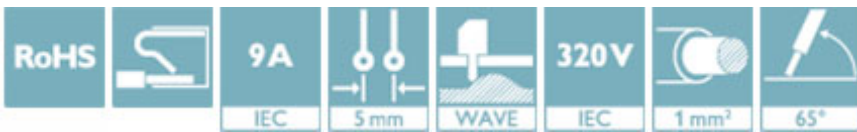
PCB terminal block, nominal current: 9 A, nom. voltage: 320 V, pitch: 5 mm, number of positions: 3, connection method: Push-in spring connection, mounting: Wave soldering, conductor/PCB connection direction: 65 °, color: black



The figure shows the 10-position version

Your advantages

- Time saving push-in connection, tools not required
- Defined contact force ensures that contact remains stable over the long term
- Intuitive use through colour coded actuation lever
- Angled connection enables multi-row arrangement on the PCB
- Quick and convenient testing using integrated test option



Key Commercial Data

| | |
|--------------|---------------|
| Packing unit | 50 pc |
| GTIN | |
| GTIN | 4046356619806 |

Technical data

Item properties

| | |
|---------------------------|---------------------------|
| Brief article description | PCB terminal block |
| Range of articles | SPTA 1/ |
| Pitch | 5 mm |
| Number of positions | 3 |
| Connection method | Push-in spring connection |
| Mounting type | Wave soldering |
| Pin layout | Linear pinning |
| Number of levels | 1 |

Electrical parameters

| | |
|---------------|-----|
| Rated current | 9 A |
|---------------|-----|

PCB terminal block - SPTA 1/ 3-5,0 BK - 1702810

Technical data

Electrical parameters

| | |
|----------------------------------|-------|
| Rated insulation voltage (III/2) | 320 V |
| Rated surge voltage (III/2) | 4 kV |

Connection capacity

| | |
|---|---|
| Conductor cross section solid | 0.2 mm ² ... 1.5 mm ² |
| Conductor cross section flexible | 0.2 mm ² ... 1 mm ² |
| Conductor cross section AWG / kcmil | 24 ... 16 |
| Conductor cross section flexible, with ferrule without plastic sleeve | 0.25 mm ² ... 0.75 mm ² |
| Conductor cross section, flexible, with ferrule, with plastic sleeve | 0.25 mm ² ... 0.75 mm ² |
| Stripping length | 8 mm |

Material data - contact

| | |
|--|---|
| Note | WEEE/RoHS-compliant, free of whiskers according to IEC 60068-2-82/ JEDEC JESD 201 |
| Contact material | Cu alloy |
| Metal surface terminal point (top layer) | Tin (4 - 8 µm Sn) |
| Metal surface soldering area (top layer) | Tin (4 - 8 µm Sn) |

Material data - housing

| | |
|---|--------|
| Insulating material | PA |
| Insulating material group | I |
| CTI according to IEC 60112 | 600 |
| Flammability rating according to UL 94 | V0 |
| Glow wire flammability index GWFI according to EN 60695-2-12 | 850 |
| Glow wire ignition temperature GWIT according to EN 60695-2-13 | 775 |
| Temperature for the ball pressure test according to EN 60695-10-2 | 125 °C |

Dimensions for the product

| | |
|-----------------------------|------------|
| Length [l] | 10 mm |
| Width [w] | 14.1 mm |
| Height [h] | 15.9 mm |
| Pitch | 5 mm |
| Height (without solder pin) | 12.4 mm |
| Solder pin [P] | 3.5 mm |
| Pin spacing | 5 mm |
| Pin dimensions | 0.6 x 1 mm |
| Dimension a | 10 mm |

Dimensions for PCB design

| | |
|---------------|--------|
| Hole diameter | 1.1 mm |
| Pin spacing | 5 mm |

Packaging information

| | |
|-------------------|---------------------|
| Type of packaging | packed in cardboard |
|-------------------|---------------------|

PCB terminal block - SPTA 1/ 3-5,0 BK - 1702810

Technical data

Packaging information

| | |
|----------------------------|------|
| Pieces per package | 50 |
| Denomination packing units | Pcs. |

Electrical tests

| | |
|----------------------------------|-------|
| Rated current | 9 A |
| Rated insulation voltage (III/2) | 320 V |
| Rated surge voltage (III/2) | 4 kV |

Air clearances and creepage distances

| | |
|----------------------------------|-------|
| Insulating material group | I |
| Voltage | 250 V |
| Rated insulation voltage (III/3) | 250 V |
| Rated insulation voltage (III/2) | 320 V |
| Rated insulation voltage (II/2) | 630 V |
| Rated surge voltage (III/3) | 4 kV |
| Rated surge voltage (III/2) | 4 kV |
| Rated surge voltage (II/2) | 4 kV |

Standards and Regulations

| | |
|----------------------------------|--------|
| Connection in acc. with standard | EN-VDE |
|----------------------------------|--------|

Environmental Product Compliance

| | |
|------------|---|
| China RoHS | Environmentally friendly use period: unlimited = EFUP-e |
| | No hazardous substances above threshold values |

Approvals


Approvals

Approvals

IECEE CB Scheme / VDE Gutachten mit Fertigungsüberwachung / EAC / cULus Recognized


Ex Approvals

Approval details


| | | | |
|-----------------|---|---|-----------|
| IECEE CB Scheme |  | http://www.iecee.org/ | DE1-58146 |
|-----------------|---|---|-----------|

PCB terminal block - SPTA 1/ 3-5,0 BK - 1702810

Approvals

| | | | |
|--|---|--|----------|
| VDE Gutachten mit Fertigungsüberwachung |  | http://www2.vde.com/de/Institut/Online-Service/ VDE-gepruefteProdukte/Seiten/Online-Suche.aspx | 40029329 |
| Nominal voltage UN | | 250 V | |
| Nominal current IN | | 9 A | |
| mm ² /AWG/kcmil | | 0.2-1.5 | |

| | | |
|-----|---|---------|
| EAC |  | B.01742 |
|-----|---|---------|

| | | | |
|----------------------------|---|---|-----------------|
| cULus Recognized |  | http://database.ul.com/cgi-bin/XYV/template/LISEXT/1FRAME/index.htm | E60425-20061129 |
| | D | B | |
| Nominal voltage UN | 300 V | 300 V | |
| Nominal current IN | 10 A | 10 A | |
| mm ² /AWG/kcmil | 26-16 | 26-16 | |

Phoenix Contact 2018 © - all rights reserved
<http://www.phoenixcontact.com>

PHOENIX CONTACT GmbH & Co. KG
 Flachsmarktstr. 8
 32825 Blomberg
 Germany
 Tel. +49 5235 300
 Fax +49 5235 3 41200
<http://www.phoenixcontact.com>

Mouser Electronics

Authorized Distributor

Click to View Pricing, Inventory, Delivery & Lifecycle Information:

[Phoenix Contact:](#)

[1702810](#)