


# Printed-circuit board connector - MSTBT 2,5/ 4-ST CP23 BD:I3-I6 - 1702802

Please be informed that the data shown in this PDF Document is generated from our Online Catalog. Please find the complete data in the user's documentation. Our General Terms of Use for Downloads are valid (<http://phoenixcontact.com/download>)

PCB connector, nominal current: 12 A, number of positions: 4, pitch: 5 mm, connection method: Screw connection with tension sleeve, color: green, contact surface: Tin




The figure shows a 10-position version of the product

## Your advantages

- Well-known connection principle allows worldwide use
- Low temperature rise, thanks to maximum contact force
- Allows connection of two conductors



## Key Commercial Data

|              |   |
|--------------|---|
| Packing unit | 50 pc   |
| GTIN         | <br>4 046356 619714 |
| GTIN         | 4046356619714   |

## Technical data

### Dimensions

|              |         |
|--------------|---------|
| Length [ l ] | 18.1 mm |
| Width [ w ]  | 20 mm   |
| Height [ h ] | 15 mm   |
| Pitch        | 5 mm    |
| Dimension a  | 15 mm   |

### General

|                       |                                      |
|-----------------------|--------------------------------------|
| Range of articles     | MSTBT 2,5/...-ST                     |
| Number of positions   | 4                                    |
| Connection method     | Screw connection with tension sleeve |
| Rated voltage (III/3) | 250 V                                |

# Printed-circuit board connector - MSTBT 2,5/ 4-ST CP23 BD:I3-I6 - 1702802

## Technical data

### General

|                                  |                     |
|----------------------------------|---------------------|
| Connection in acc. with standard | EN-VDE              |
| Nominal current I <sub>N</sub>   | 12 A                |
| Nominal cross section            | 2.5 mm <sup>2</sup> |

### Connection data

|   |                      |
|---|----------------------|
| Conductor cross section solid min.  | 0.2 mm <sup>2</sup>  |
| Conductor cross section solid max.  | 2.5 mm <sup>2</sup>  |
| Conductor cross section flexible min.   | 0.2 mm <sup>2</sup>  |
| Conductor cross section flexible max.   | 2.5 mm <sup>2</sup>  |
| Conductor cross section flexible, with ferrule without plastic sleeve min.              | 0.25 mm <sup>2</sup> |
| Conductor cross section flexible, with ferrule without plastic sleeve max.              | 2.5 mm <sup>2</sup>  |
| Conductor cross section flexible, with ferrule with plastic sleeve min.                 | 0.25 mm <sup>2</sup> |
| Conductor cross section flexible, with ferrule with plastic sleeve max.                 | 2.5 mm <sup>2</sup>  |
| Conductor cross section AWG min.  | 24                   |
| Conductor cross section AWG max.  | 12                   |
| 2 conductors with same cross section, solid min.  | 0.2 mm <sup>2</sup>  |
| 2 conductors with same cross section, solid max.  | 1 mm <sup>2</sup>    |
| 2 conductors with same cross section, stranded min.                                     | 0.2 mm <sup>2</sup>  |
| 2 conductors with same cross section, stranded max.                                     | 1.5 mm <sup>2</sup>  |
| 2 conductors with same cross section, stranded, ferrules without plastic sleeve, min.   | 0.25 mm <sup>2</sup> |
| 2 conductors with same cross section, stranded, ferrules without plastic sleeve, max.   | 1 mm <sup>2</sup>    |
| 2 conductors with same cross section, stranded, TWIN ferrules with plastic sleeve, min. | 0.5 mm <sup>2</sup>  |
| 2 conductors with same cross section, stranded, TWIN ferrules with plastic sleeve, max. | 1.5 mm <sup>2</sup>  |
| Minimum AWG according to UL/CUL   | 30                   |
| Maximum AWG according to UL/CUL   | 12                   |

### Standards and Regulations

|                                  |        |
|----------------------------------|--------|
| Connection in acc. with standard | EN-VDE |
|                                  | CSA    |

### Environmental Product Compliance

|            |   |
|------------|---|
| REACH SVHC | Lead 7439-92-1  |
| China RoHS | Environmentally Friendly Use Period = 50  |
|            | For details about hazardous substances go to tab "Downloads", Category "Manufacturer's declaration" |

## Approvals

### Approvals

# Printed-circuit board connector - MSTBT 2,5/ 4-ST CP23 BD:I3-I6 - 1702802

## Approvals

### Approvals

CSA / IEC EE CB Scheme / VDE Gutachten mit Fertigungsüberwachung / EAC / cULus Recognized

### Ex Approvals

### Approval details

|                            |  |   |       |
|----------------------------|--|---|-------|
| CSA                        |  | <a href="http://www.csagroup.org/services-industries/product-listing/">http://www.csagroup.org/services-industries/product-listing/</a> | 13631 |
|                            |  | D   | B     |
| Nominal voltage UN         |  | 300 V   | 300 V |
| Nominal current IN         |  | 10 A  | 10 A  |
| mm <sup>2</sup> /AWG/kcmil |  | 28-12   | 28-12 |


|                            |  |   |                |
|----------------------------|--|---|----------------|
| IECEE CB Scheme            |  | <a href="http://www.iecee.org/">http://www.iecee.org/</a> | DE1-58978-B1B2 |
| Nominal voltage UN         |  | 250 V   |                |
| Nominal current IN         |  | 12 A  |                |
| mm <sup>2</sup> /AWG/kcmil |  | 0.2-2.5   |                |

|   |  |   |          |
|---|--|---|----------|
| VDE Gutachten mit Fertigungsüberwachung |  | <a href="http://www2.vde.com/de/Institut/Online-Service/VDE-gepruefteProdukte/Seiten/Online-Suche.aspx">http://www2.vde.com/de/Institut/Online-Service/VDE-gepruefteProdukte/Seiten/Online-Suche.aspx</a> | 40004701 |
| Nominal voltage UN                      |  | 250 V   |          |
| Nominal current IN                      |  | 12 A  |          |
| mm <sup>2</sup> /AWG/kcmil              |  | 0.2-2.5   |          |

|     |  |  |         |
|-----|--|--|---------|
| EAC |  |  | B.01742 |
|-----|--|--|---------|

# Printed-circuit board connector - MSTBT 2,5/ 4-ST CP23 BD:I3-I6 - 1702802

## Approvals

|                            |   |   |                 |
|----------------------------|---|---|-----------------|
| cULus Recognized           |  | <a href="http://database.ul.com/cgi-bin/XYV/template/LISEXT/1FRAME/index.htm">http://database.ul.com/cgi-bin/XYV/template/LISEXT/1FRAME/index.htm</a> | E60425-19931011 |
|                            | D   | B   |                 |
| Nominal voltage UN         | 300 V   | 300 V   |                 |
| Nominal current IN         | 10 A  | 15 A  |                 |
| mm <sup>2</sup> /AWG/kcmil | 30-12   | 30-12   |                 |

Phoenix Contact 2018 © - all rights reserved  
<http://www.phoenixcontact.com>

PHOENIX CONTACT GmbH & Co. KG  
Flachsmarktstr. 8  
32825 Blomberg  
Germany  
Tel. +49 5235 300  
Fax +49 5235 3 41200  
<http://www.phoenixcontact.com>

# Mouser Electronics

Authorized Distributor

Click to View Pricing, Inventory, Delivery & Lifecycle Information:

[Phoenix Contact:](#)

[1702802](#)