


# PCB terminal block - SPT 2,5/12-V-5,0-EXBD:PE,11-PE - 1701483

Please be informed that the data shown in this PDF Document is generated from our Online Catalog. Please find the complete data in the user's documentation. Our General Terms of Use for Downloads are valid (<http://phoenixcontact.com/download>)

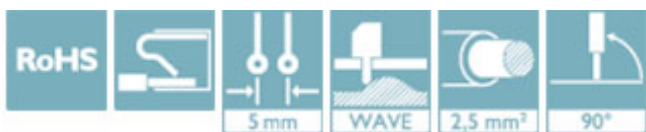
PCB terminal block, pitch: 5 mm, number of positions: 12, connection method: Push-in spring connection, mounting: Wave soldering, color: green



The figure shows a 10-position version of the product

## Your advantages

- Time saving push-in connection, tools not required
- Defined contact force ensures that contact remains stable over the long term
- Clamping space opened by means of fixed screwdriver enables convenient conductor connection
- Operation and conductor connection from one direction enable integration into front of device
- Satisfies the more stringent safety requirements of "Ex e" protection according to IEC 60079-7 for potentially explosive areas
- Two solder pins reduce the mechanical strain on the soldering spots



## Key Commercial Data

Packing unit	50 pc
GTIN	
GTIN	4046356538039

## Technical data

### Item properties

Brief article description	PCB terminal block
Range of articles	SPT 2,5/..-V-EX
Pitch	5 mm
Number of positions	12
Connection method	Push-in spring connection
Mounting type	Wave soldering
Pin layout	Linear double pinning
Number of levels	1

### Connection capacity

# PCB terminal block - SPT 2,5/12-V-5,0-EXBD:PE,11-PE - 1701483

## Technical data

### Connection capacity

Conductor cross section solid	0.2 mm <sup>2</sup> ... 4 mm <sup>2</sup>
Conductor cross section flexible	0.2 mm <sup>2</sup> ... 2.5 mm <sup>2</sup>

### Material data - contact

Note	WEEE/RoHS-compliant, free of whiskers according to IEC 60068-2-82/ JEDEC JESD 201
Contact material	Cu alloy
Metal surface terminal point (top layer)	Tin (4 - 8 µm Sn)
Metal surface soldering area (top layer)	Tin (4 - 8 µm Sn)

### Material data - housing

Insulating material	PA
Insulating material group	I
CTI according to IEC 60112	600
Flammability rating according to UL 94	V0
Glow wire flammability index GWFI according to EN 60695-2-12	850
Glow wire ignition temperature GWIT according to EN 60695-2-13	775
Temperature for the ball pressure test according to EN 60695-10-2	125 °C

### Dimensions for the product

Length [ l ]	13.5 mm
Width [ w ]	61.4 mm
Height [ h ]	16.9 mm
Pitch	5 mm
Height (without solder pin)	14.4 mm
Solder pin [P]	2.5 mm
Pin spacing	8.2 mm
Pin dimensions	0.8 x 0.8 mm
Dimension a	55 mm

### Dimensions for PCB design

Hole diameter	1.1 mm
Pin spacing	8.2 mm

### Packaging information

Type of packaging	packed in cardboard
Pieces per package	50
Denomination packing units	Pcs.

### Air clearances and creepage distances

Insulating material group	I
---------------------------	---

### Environmental Product Compliance

China RoHS	Environmentally friendly use period: unlimited = EFUP-e
------------	---

# PCB terminal block - SPT 2,5/12-V-5,0-EXBD:PE,11-PE - 1701483

## Technical data

### Environmental Product Compliance

	No hazardous substances above threshold values
--	--

## Approvals

### Approvals

---

#### Approvals

EAC


---

#### Ex Approvals

IECEX / ATEX / EAC Ex

---

### Approval details

EAC		B.01742
-----	---	---------

---

Phoenix Contact 2018 © - all rights reserved  
<http://www.phoenixcontact.com>

PHOENIX CONTACT GmbH & Co. KG  
Flachsmarktstr. 8  
32825 Blomberg  
Germany  
Tel. +49 5235 300  
Fax +49 5235 3 41200  
<http://www.phoenixcontact.com>

# Mouser Electronics

Authorized Distributor

Click to View Pricing, Inventory, Delivery & Lifecycle Information:

[Phoenix Contact:](#)

[1701483](#)