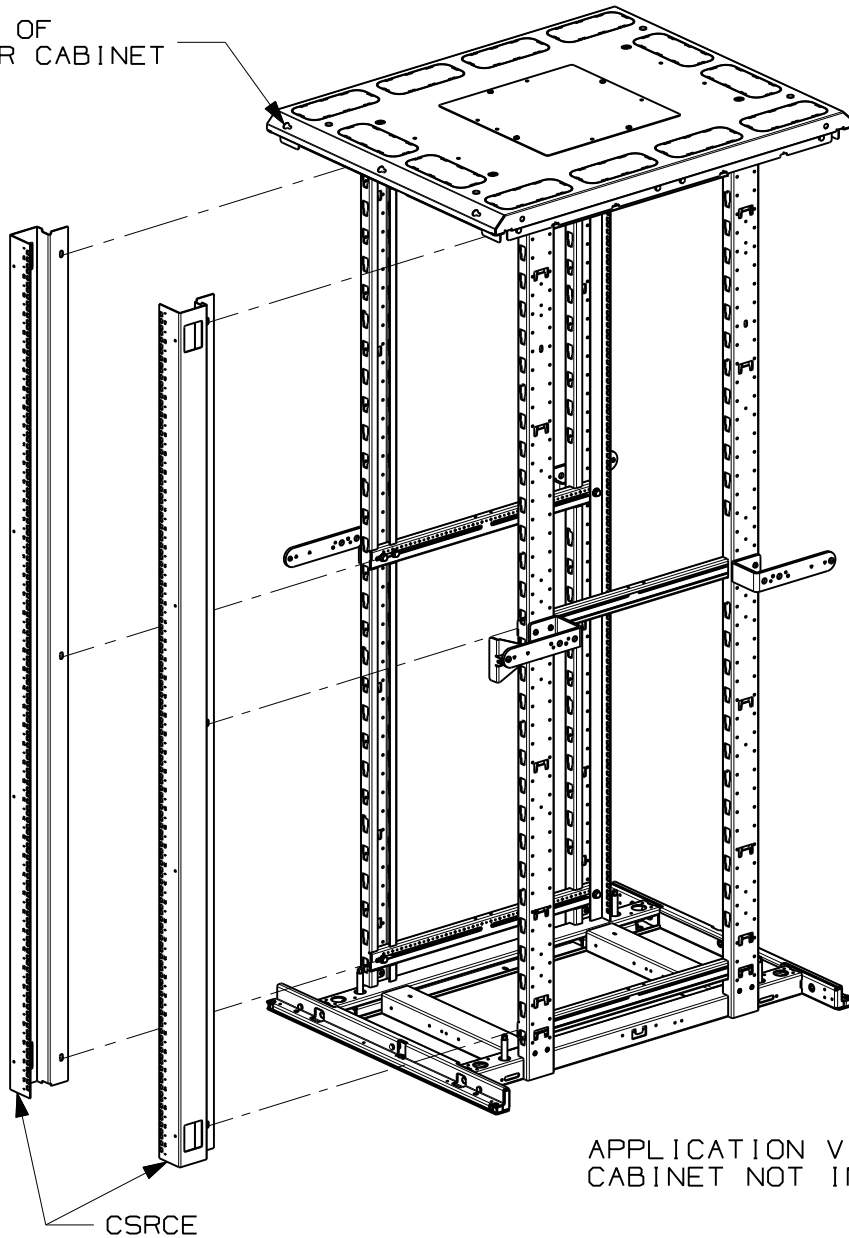


THIS COPY IS PROVIDED ON A RESTRICTED BASIS AND IS NOT TO BE USED IN ANY WAY DETRIMENTAL TO THE INTERESTS OF PANDUIT CORP.

FRONT OF  
SERVER CABINET



APPLICATION VIEW -  
CABINET NOT INCLUDED

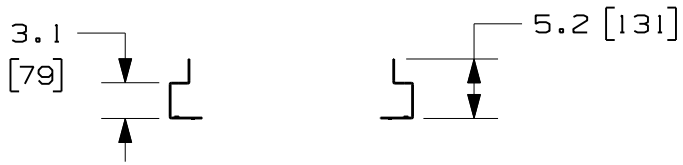
PANDUIT PART NO.	WEIGHT
CSRCE	32.0 LBS/EACH 14.5 Kg/EACH

- VISIT OUR ON-LINE CATALOG AT [WWW.PANDUIT.COM](http://WWW.PANDUIT.COM) FOR A LIST OF CURRENT PARTS APPLICABLE FOR USE WITH THIS PRODUCT.
- DIMENSIONS IN PARENTHESSES ARE METRIC [ mm ].
- CAN BE USED WITH ANY 19" EIA STANDARD COMPONENT IN ADDITION TO ALL PANDUIT HORIZONTAL CABLE MANAGEMENT AND PATCH PANEL PRODUCTS.
- 45 AVAILABLE RACK SPACES.
- EIA UNIVERSAL CAGE NUT PROGRESSION ON EQUIPMENT RAILS .625", .625", .500", .625", .625", .500"...ETC
- PARTS SUPPLIED:  
1- PAIR OF EXTENDED FRONT CAGE NUT RAILS  
1- HARDWARE KIT  
1- INSTRUCTION SHEET
- RACK UNIT SPACING NUMERALS ARE CLEARLY PRINTED ON EQUIPMENT MOUNTING RAILS.
- FULLY BONDED STRUCTURE WHEN ASSEMBLED PER INSTRUCTIONS.
- MOUNTS TO THE FRONT OF A SERVER CABINET.

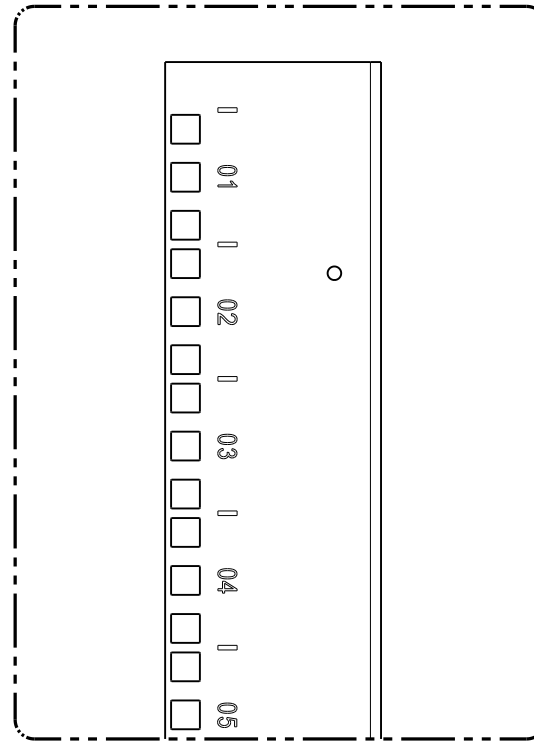
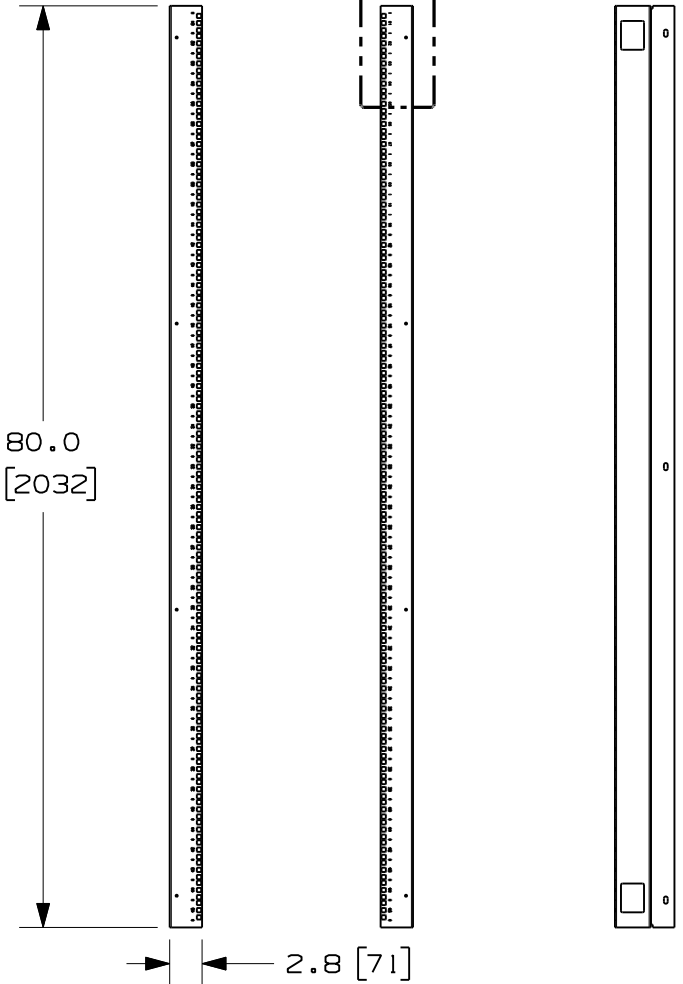
MODEL FILENAME		V10502ZL/01.PRT	
CAD FILENAME/LAYERS		V10502ZL_DC/01B.PRT	
<h1>PANDUIT</h1> CORP. TINLEY PARK, ILLINOIS			
EXTENDED FRONT CAGE NUT EQUIPMENT RAILS (CSRCE) CUSTOMER DRAWING			
UNLESS OTHERWISE SPECIFIED, DIMENSIONAL TOLERANCES ARE:		UNLESS OTHERWISE SPECIFIED,	
INCHES	[METRIC - MILLIMETER]	ANGLE	
X.X +/- 0.06	X. +/- 1.5	ALL DIMENSIONS ARE GIVEN	
X.XX +/- 0.03	X.X +/- 0.8	IN INCHES, THIRD ANGLE PROJECTION.	
X.XXX +/- 0.015	X.XX +/- 0.4		
DRAWN BY	MAT'L:	SCALE	
JDWE		NONE	
DATE	SEE NOTES	DRAWING NO.	
7-18-07		10502-53	
CHK'D		SHEET 1 OF 2	
ANI		DWG A SIZE	

REV	DATE	BY	CHK	DESCRIPTION	ECN	R	CUST	SUP	OTH
01B	6-12-09	MDCA/LEE	TKW	A. REPLACED RAILS WITH ROTATED NUMBER RAILS	10502-53		TKW/PMH		
00	7-18-07	JDWE	ANI	RELEASED TO PRODUCTION	10502-53		CTN		

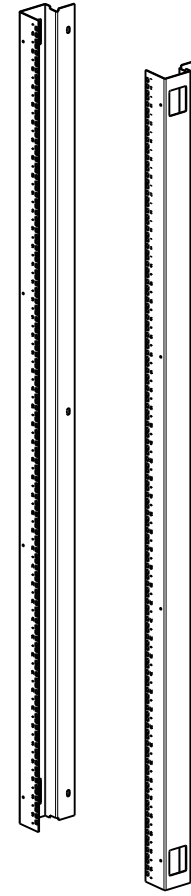
THIS COPY IS PROVIDED ON A RESTRICTED BASIS AND IS NOT TO BE USED IN ANY WAY DETRIMENTAL TO THE INTERESTS OF PANDUIT CORP.



SEE DETAIL



DETAIL OF RACK SPACE INDEXING



MODEL FILENAME	V10502ZL/01.PRT		
CAD FILENAME/LAYERS	V10502ZL_DC/01B.PRT		
<h1>PANDUIT</h1> CORP. TINLEY PARK, ILLINOIS			
EXTENDED FRONT CAGE NUT EQUIPMENT RAILS (CSRCE) CUSTOMER DRAWING			
UNLESS OTHERWISE SPECIFIED, DIMENSIONAL TOLERANCES ARE: INCHES    +/- 0.06    [METRIC - MILLIMETER]    ANGLE X.X       +/- 0.03    X.X       +/- 1.5 X.XX      +/- 0.03    X.X       +/- 0.8       +/- 1° X.XXX     +/- 0.015   X.XX      +/- 0.4			UNLESS OTHERWISE SPECIFIED, ALL DIMENSIONS ARE GIVEN IN INCHES, THIRD ANGLE PROJECTION.

01B	6-12-09	MDCA /LEE	TKW	SEE SHEET 1 OF 2 FOR REVISIONS	10502-53	TKW	PMH		DRAWN BY JDWE	MAT'L:  SEE NOTES	SCALE NONE
00	7-18-07	JDWE		SEE SHEET 1 OF 2 FOR REVISIONS	10502-53		CTN	DATE 7-18-07	DRAWING NO. 10502-53 SHEET 2 OF 2		DWG A SIZE
REV	DATE	BY	CHK	DESCRIPTION	ECN	R	CUST	SUP	OTH		CHK'D ANI

# Mouser Electronics

Authorized Distributor

Click to View Pricing, Inventory, Delivery & Lifecycle Information:

[Panduit:](#)

[CSRCE](#)