

THIS COPY IS PROVIDED ON A RESTRICTED BASIS AND IS NOT TO BE USED IN ANY WAY DETRIMENTAL TO THE INTERESTS OF PANDUIT CORP.

NOTES:

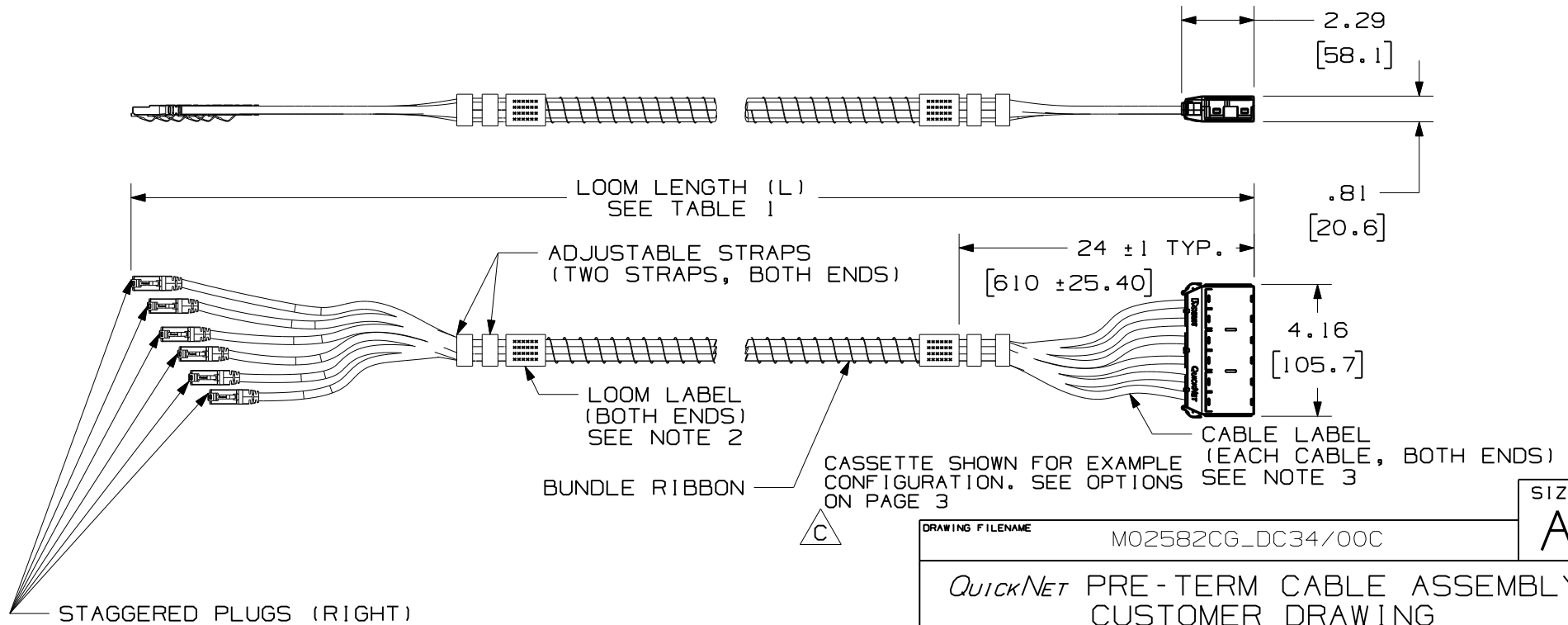
1. LOOM LENGTH (L) IS DEFINED AS THE MAXIMUM LENGTH FOR ANY CASSETTE, JACK, PLUG, OR UN-TERMINATED END CONFIGURATION.
2. THE LOOM LABELS CONTAIN AN 18-CHARACTER FIELD FOR CUSTOM TEXT, LOOM PART NUMBER, LOOM LENGTH AND CABLE PERFORMANCE, AND A UNIQUE LOOM SERIAL NUMBER.
3. THE CABLE LABELS CONTAIN THE CABLE #1-6 OR UP TO 15 CHARACTERS OF CUSTOM TEXT.
4. EACH CABLE IS PRINTED WITH NUMBERS 1-6 ALONG THE ENTIRE LENGTH OF THE LOOM FOR EASY IDENTIFICATION.
5. PLASTIC CASSETTES ARE COMPATIBLE WITH QPP/QAPP FAMILY OF QUICKNET PATCH PANELS. DIE CAST CASSETTES ARE COMPATIBLE WITH QSP/QASP FAMILY OF QUICKNET PATCH PANELS.

| LOOM LENGTH (L)      | LENGTH TOLERANCE   |
|----------------------|--------------------|
| 10-100 FT. (3-30M)   | +6"/-0" (+.15M/-0) |
| 101-200 FT. (31-60M) | +12"/-0" (+.3M/-0) |
| 201-295 FT. (61-90M) | +24"/-0" (+.6M/-0) |

A

B

C



C SHOWN FOR EXAMPLE CONFIGURATION. SEE OPTIONS ON PAGE 3

|  |  |                                   |
|--|--|-----------------------------------|
| DRAWING FILENAME<br>M02582CG_DC34/00C  |  | SIZE<br>A                         |
| QuickNET PRE-TERM CABLE ASSEMBLY<br>CUSTOMER DRAWING   |  |                                   |
| <b>PANDUIT</b> ™<br>CORP.<br>TINLEY PARK, ILL 60477  |  | I.I. NUMBER                       |
| ALL DIMENSIONS ARE GIVEN IN INCHES, UNLESS OTHERWISE SPECIFIED.<br>DIMENSIONAL TOLERANCES ARE:<br>(.X) ±.03    (.XXX) ±.005<br>(.XX) ±.01    ANGLES ± 1° |  | PRODUCT SPEC/ PKG SPEC            |
| THIRD ANGLE PROJECTION   |  | ASSY METHOD/ TEST METHOD          |
| DRAWN BY: MDJr<br>DATE: 12-14-06<br>CHK'D: WFM1  |  | SCALE: NONE                       |
| REVIEW DRAWING NUMBERS   |  | PART NO. SEE SHEET 3              |
| MAT'L  |  | DRAWING NO. 02582-34 SHEET 1 OF 3 |

| REV | DATE    | BY   | CHK  | DESCRIPTION  | ECN      | R   | CUST | SUP | OTH |
|-----|---------|------|------|--|----------|-----|------|-----|-----|
| I   | 4-1-10  | BJN  | CEF  | D. ADDED KEYED & SD OPTIONS ON SH3<br>B. REVD NOTE 5 C. ADDED EXAMPLE CONFIG<br>A. ADDED METRIC CONVERSION | 02582-34 | CEF |      | CEF | CEF |
| R   | 3-18-08 | MDJr | WFM1 | RELEASED TO PRODUCTION   | 02582-34 |     | TRW  |     |     |

THIS COPY IS PROVIDED ON A RESTRICTED BASIS AND IS NOT TO BE USED IN ANY WAY DETRIMENTAL TO THE INTERESTS OF PANDUIT CORP.

QUICKNET  
 FIRE RATING TERMINATION TYPE COLOR JACK COLOR TERMINATION TYPE JACK COLOR  
**Q C RB CR P X P L 150**  
 CAT LEVEL CABLE OPTIONS END 1 OPTIONS END 2 OPTIONS ASSEMBLY OPTIONS LABEL OPTIONS LENGTH OPTIONS

| QUICKNET PRE-TERMINATED SOLUTION | PERFORMANCE LEVEL                  | FIRE RATING | CABLE COLOR |
|----------------------------------|------------------------------------|-------------|-------------|
| Q                                | A-UTP CAT 6A                       | P-PLENUM    | B-BLUE      |
| OK (QUICKNET KEYPED JACKS)       | B-UTP CAT 6e                       | R-RISER     | W-WHITE     |
|                                  | C-UTP CAT 6                        | L-LSZH      | G-GREEN     |
|                                  | D-UTP CAT 5e                       | C-CM        | Y-YELLOW    |
|                                  | E-STP CAT6A U/FTP                  |             | R-RED       |
|                                  | F-STP CAT 6 JACKS                  |             | I-INT. GRAY |
|                                  | H-SHIELDED CAT6A S/FTP (IEEA ONLY) |             | L-BLACK     |
|                                  | I-SHIELDED CAT6A S/FTP (IEEA ONLY) |             | O-ORANGE    |
|                                  | J-SHIELDED CAT6A E/UTP (IEEA ONLY) |             | D-DARK GRAY |
|                                  | K-SHIELDED CAT6A S/FTP (IEEA ONLY) |             |             |
|                                  | L-SHIELDED CAT6 E/UTP (IEEA ONLY)  |             |             |
|                                  | N-UTP CAT6A 3 CABLE LOOM           |             |             |
|                                  | O-UTP CAT6A 2 CABLE LOOM           |             |             |
|                                  | P-UTP CAT6A 4-WAY                  |             |             |
|                                  | Q-UTP CAT6e 4-WAY                  |             |             |
|                                  | R-UTP CAT 6 4-WAY                  |             |             |
|                                  | S-UTP CAT 5e 4-WAY                 |             |             |
|                                  | T-UTP CAT6A U/FTP                  |             |             |
|                                  | U-STP CAT6A PATCH CORD CABLE       |             |             |
|                                  | V-UTP CAT6A PATCH CORD CABLE       |             |             |
|                                  | X-UTP CAT6A SD MATRIX CABLE        |             |             |
|                                  | Y-                                 |             |             |
|                                  | Z-UTP CAT6A MATRIX CABLE           |             |             |

CONSULT FACTORY FOR OTHER AVAILABLE COLORS  
 X-MARKET COLOR

| END 1 OPTIONS                       |                        |
|-------------------------------------|------------------------|
| TERMINATION TYPE                    | JACK COLOR             |
| C-CASSETTE                          | A-ARCTIC WHITE(AW)     |
| J-JACK NO STAGGER                   | H-OFF WHITE(IW)        |
| L-JACK STAGGER LT.                  | E-ELECTRIC IVORY       |
| K-JACK STAGGER RT.                  | W-WHITE(WH)            |
| P-PLUG NO STAGGER                   | I-INTERNATIONAL GRAY   |
| S-PLUG STAGGER LT.                  | L-BLACK (FOR SHIELDED) |
| O-PLUG STAGGER RT.                  | O-ORANGE               |
| T-PLUG STAGGER RT. FOR CISCO SWITCH | R-RED                  |
| V-PLUG STAGGER LT. FOR CISCO SWITCH | B-BLUE                 |
|                                     | G-GREEN                |
|                                     | Y-YELLOW               |
|                                     | V-VIOLET               |
|                                     | T-TRI-COLOR            |
|                                     | X-IF NOT A JACK        |
|                                     | <b>KEYED COLOR</b>     |
|                                     | 1-BLACK                |
|                                     | 2-RED                  |
|                                     | 3-GREEN                |
|                                     | 4-YELLOW               |
|                                     | 5-ORANGE               |
|                                     | 6-BLUE                 |

IF KEYED (OK) SOLUTION FOR TERMINATION 2 COLORS ARE:

| END 2 OPTIONS                      |                        |
|------------------------------------|------------------------|
| TERMINATION TYPE                   | JACK COLOR             |
| C-CASSETTE                         | A-ARTIC WHITE(AW)      |
| J-JACK NO STAGGER                  | H-OFF WHITE(IW)        |
| L-JACK STAGGER LT.                 | E-ELECTRIC IVORY       |
| K-JACK STAGGER RT.                 | W-WHITE(WH)            |
| M-MUTOA BOX                        | -----                  |
| N-JACKS W/CASSETTE IN SEPARATE BOX | -----                  |
| P-PLUG NO STAGGER                  | I-INTERNATIONAL GRAY   |
| S-PLUG STAGGER LT.                 | L-BLACK (FOR SHIELDED) |
| O-PLUG STAGGER RT.                 | O-ORANGE               |
|                                    | R-RED                  |
|                                    | B-BLUE                 |
|                                    | G-GREEN                |
|                                    | Y-YELLOW               |
|                                    | V-VIOLET               |
|                                    | T-TRI-COLOR            |
|                                    | X-IF NOT A JACK        |
|                                    | <b>KEYED COLOR</b>     |
|                                    | 1-BLACK                |
|                                    | 2-RED                  |
|                                    | 3-GREEN                |
|                                    | 4-YELLOW               |
|                                    | 5-ORANGE               |
|                                    | 6-BLUE                 |

IF KEYED (OK) SOLUTION FOR TERMINATION 2 COLORS ARE:

| ASSEMBLY OPTIONS  |
|---|
| P-PULLING EYE (WILL APPEAR IF UN-TERMINATED, JACK, PLUG OR PLUG PACK) |
| X-NO LOOM OPTIONS   |
| S-TSB 155 INTERNAL TESTING ONLY                                       |
| A-TSBA TERMINATION FOR CAT6 & 6A                                      |

| LABEL OPTIONS                            |
|--|
| B-BOTH CUSTOM LOOM AND CABLE LOOMS       |
| C-CUSTOM CABLE LABEL UP TO 15 CHARACTERS |
| L-CUSTOM LOOM LABEL UP TO 18 CHARACTERS  |
| X-NO CUSTOM LABELS                       |

| LENGTH OPTIONS  |
|---|
| 10-295 FT. INCREMENTS OF ONE FOOT   |
| 3M-90M  |
| IF IN METERS, NUMBER SHOWN AS LENGTH IS FOLLOWED BY "M" EXAMPLE: 90 METERS IS 90M   |
| PLACE A "0" AFTER THE "M" TO INDICATE ZERO ADDITIONAL LENGTH. PLACE A "5" AFTER THE "M" TO INDICATE 0.5M ADDITIONAL LENGTH. |
| 1, E.: 90M: 90 METERS LONG  |
| 90M5: 90.5 METERS LONG  |

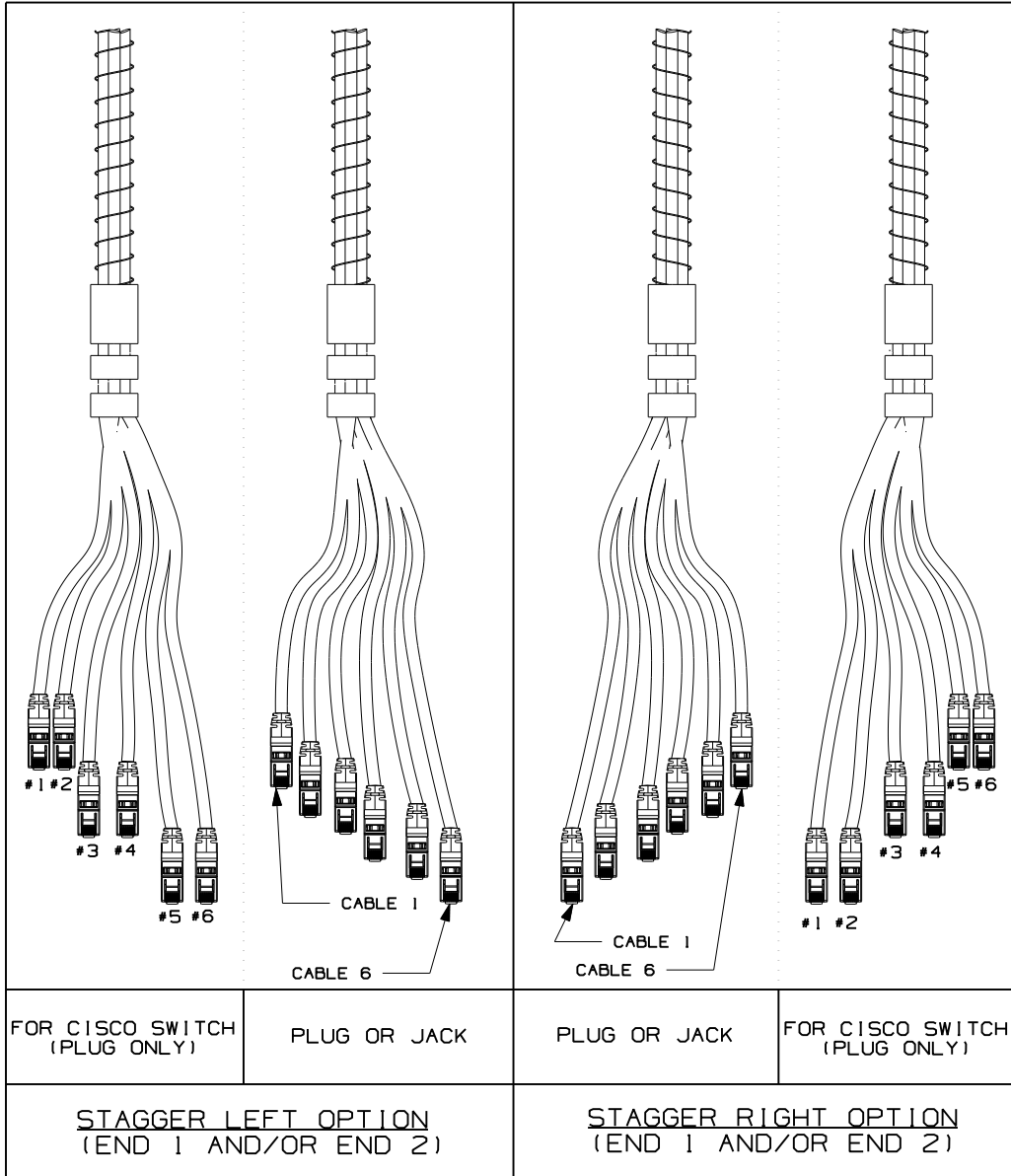
| OVERWRAP OPTIONS      |
|-----------------------|
| BLANK-LOOMED          |
| T-TAK-TY              |
| E-EXPANDABLE SLEEVING |

\*NOTE: THE LENGTH OPTIONS FOR THE SD TYPE PRODUCTS I.E., OX\_\_\_\_, WILL BE 10-195 FT (3-60M)

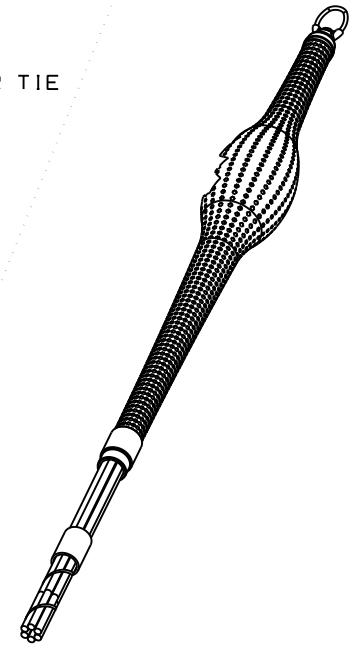
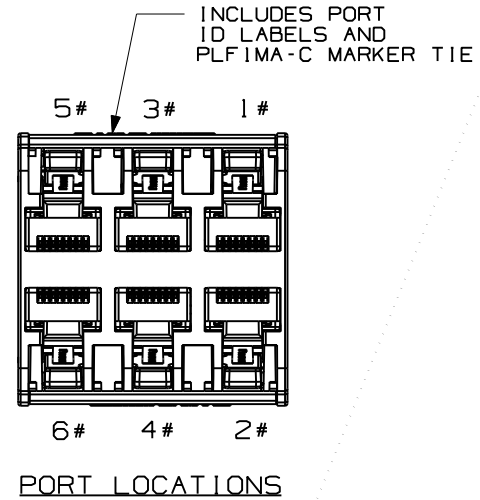
\*CONSULT FACTORY FOR AVAILABLE CONFIGURATIONS

|   |   |                          |                          |
|---|---|--------------------------|--------------------------|
| DRAWING FILENAME  | M02582CG_DC34/00C                                     | SIZE                     | A                        |
| QuickNet PRE-TERM CABLE ASSEMBLY CUSTOMER DRAWING                               |   |                          |                          |
|   | PANDUIT <sup>TM</sup> CORP.<br>TINLEY PARK, ILL 60477 | I.I. NUMBER              |                          |
| ALL DIMENSIONS ARE GIVEN IN INCHES, UNLESS OTHERWISE SPECIFIED.                 |   | PRODUCT SPEC/ PKG SPEC   |                          |
| DIMENSIONAL TOLERANCES ARE:<br>(.X) ±.03 (.XXX) ±.005<br>(.XX) ±.01 ANGLES ± 1° |   | ASSY METHOD/ TEST METHOD |                          |
| THIRD ANGLE PROJECTION  |   | SCALE                    | NONE                     |
| DRAWN BY  | MDJr  | REVIEW DRAWING NUMBERS   |                          |
| DATE  | 12-14-06  | MAT'L                    |                          |
| CHK'D   | WFM1  | PART NO.                 | SEE TABLES               |
|   |   | DRAWING NO.              | 02582-34<br>SHEET 3 OF 3 |

| REV | DATE    | BY   | CHK  | DESCRIPTION              | ECN      | R   | CUST | SUP | OTH |
|-----|---------|------|------|--------------------------|----------|-----|------|-----|-----|
| I   | 4-1-10  | BJN  | CEF  | SEE SHEET 1 FOR CHANGES. | 02582-34 | CEF |      | CEF | CEF |
| R   | 3-18-08 | MDJr | WFM1 | SEE SHEET 1 FOR CHANGES. | 02582-34 |     | TRW  |     |     |



PLUG PACK OPTION  
(END 2 ONLY)



PULLING EYE OPTION  
(END 2 ONLY)

|                  |                   |      |
|------------------|-------------------|------|
| MODEL FILENAME   |                   | SIZE |
| DRAWING FILENAME | M02582CG_DC34/00C | A    |

QuickNET PRE-TERM CABLE ASSEMBLY  
CUSTOMER DRAWING

|   |   |
|---|---|
| <p><b>PANDUIT</b>™<br/>CORP.<br/>TINLEY PARK, ILL 60477</p>   | I.I. NUMBER                             |
|   | PRODUCT SPEC/ PKG SPEC                  |
| <p>THIRD ANGLE PROJECTION</p>   | ASSY METHOD/ TEST METHOD                |
|   | SCALE<br>NONE                           |
| <p>ALL DIMENSIONS ARE GIVEN IN INCHES, UNLESS OTHERWISE SPECIFIED.</p> <p>DIMENSIONAL TOLERANCES ARE:<br/>(.X) ±.03    (.XXX) ±.005<br/>(.XX) ±.01    ANGLES ± 1°</p> | PART NO.<br>SEE SHEET 3                 |
| <p>DRAWN BY: MDJr</p> <p>DATE: 12-14-06</p> <p>CHK'D: WFM1</p>  | DRAWING NO.<br>02582-34<br>SHEET 2 OF 3 |

|     |         |      |      |                          |          |     |      |     |     |
|-----|---------|------|------|--------------------------|----------|-----|------|-----|-----|
| REV | DATE    | BY   | CHK  | DESCRIPTION              | ECN      | R   | CUST | SUP | OTH |
| I   | 4-1-10  | BJN  | CEF  | SEE SHEET 1 FOR CHANGES. | 02582-34 | CEF |      | CEF | CEF |
| R   | 3-18-08 | MDJr | WFM1 | SEE SHEET 1 FOR CHANGES. | 02582-34 |     | TRW  |     |     |

# Mouser Electronics

Authorized Distributor

Click to View Pricing, Inventory, Delivery & Lifecycle Information:

[Panduit:](#)

[QXRBCBCBXX30](#) [QXRBCBCBXX35](#) [QCRBCBCBXX15](#)