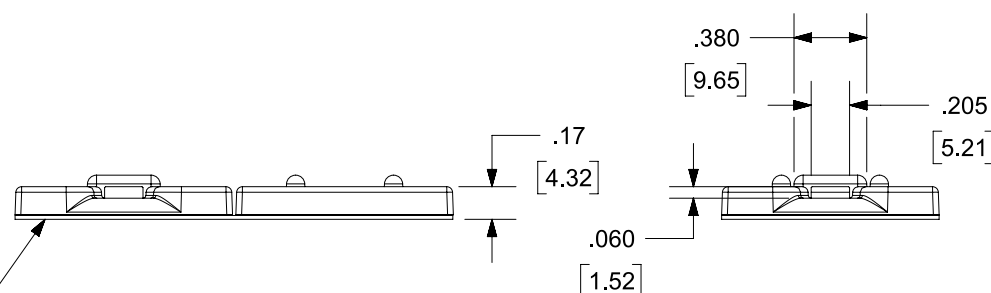
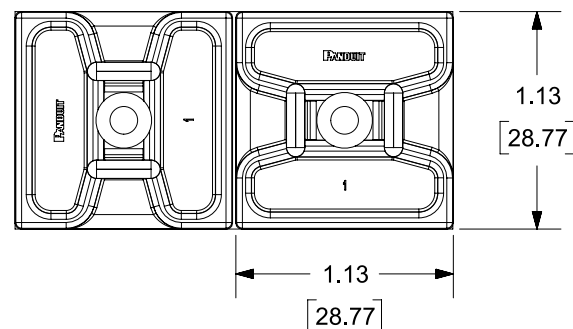


THIS COPY IS PROVIDED ON A RESTRICTED BASIS AND IS NOT TO BE USED IN ANY WAY DETRIMENTAL TO THE INTERESTS OF PANDUIT CORP.

NO WARRANTY, EXPRESSED OR IMPLIED, IS MADE BY PANDUIT WITH RESPECT TO ADHESIVE BOND PERFORMANCE. AMONG OTHER THINGS, THE CONDITIONS UNDER WHICH THESE MOUNTS MAY BE APPLIED AND/OR THE SURFACE TO WHICH THEY MAY BE APPLIED ARE BEYOND PANDUIT'S CONTROL.



ADHESIVE BACKING:
PRESSURE SENSITIVE FOAM TAPE
0.04 [1.0] THICK WITH PROTECTIVE
LINER. MOUNT IS DESIGNED TO
SUPPORT 0.8 lb. (272G.) MAX. WEIGHT
ON A CLEAN, DRY, SMOOTH, GREASE-FREE
SURFACE.

PANDUIT PART NUMBER*	WEIGHT LBS/100 pcs. (g)/100 pcs.	USE WITH THESE CABLE TIE CROSS-SECTIONS
ABMS-A	0.42 (189)	M, I, S


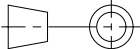
TO APPLY ADHESIVE MOUNT:

- 1) REMOVE PROTECTIVE LINER.
- 2) PLACE IN DESIRED LOCATION.
- 3) APPLY PRESSURE TO TOP SURFACE OF MOUNT.

NOTES:

- *1. SEE CURRENT PRICE SHEET FOR PART NUMBER SUFFIX DESIGNATIONS FOR PACKAGE SIZE.
2. MOUNTS PROVIDED IN STRIPS OF TWO FOR EASY REMOVAL OR PROTECTIVE LINER.
3. MOUNTS WILL BE ORIENTED IN LINE WITH, OR 90° FROM EACH OTHER AS ILLUSTRATED ABOVE.

00A	10/12/2021	RVU	RMHI	JADE	DRAWING RELEASE.	GAECN06097
REV	DATE	BY	CHK	APR	DESCRIPTION	ECN

TITLE					
ABMS-A ADHESIVE BACKED MOUNT CUSTOMER DRAWING					
ITEM REVISION NAME 15K999BP/00					
DATASET FILE NAME 15K999BP_DC/00A-ABMS CUST DWG					
UNLESS OTHERWISE SPECIFIED, DIMENSIONAL TOLERANCES ARE: IN [mm] . x ± .05 [1.3] .xxx ± .010 [0.25] . xx ± .02 [0.5] ANGLES ± 5° 			MATERIAL: NYLON 6/6		
THIRD ANGLE PROJECTION			DRAWING NUMBER: 15K999BP_DC		
DRAWN BY RVU	DATE 10/12/2021	CHK JADE	SCALE NONE	SHT 1 OF 1	SIZE A

Mouser Electronics

Authorized Distributor

Click to View Pricing, Inventory, Delivery & Lifecycle Information:

Panduit:

[ABMS-A-D](#) [ABMS-A-C](#)