

NO WARRANTY, EXPRESSED OR IMPLIED, IS MADE BY PANDUIT WITH RESPECT TO ADHESIVE BOND PERFORMANCE. AMONG OTHER THINGS, THE CONDITIONS UNDER WHICH THESE MOUNTS MAY BE APPLIED AND/OR THE SURFACE TO WHICH THEY MAY BE APPLIED ARE BEYOND PANDUIT'S CONTROL.

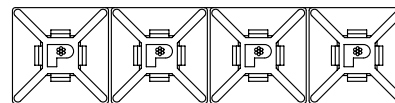
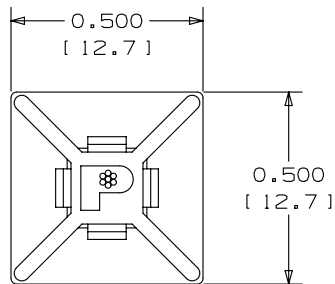
TO APPLY MOUNTS:

- 1) REMOVE MOUNT FROM PROTECTIVE LINER.
- 2) PLACE IN DESIRED LOCATION.
- 3) APPLY PRESSURE TO TOP SURFACE OF MOUNT.

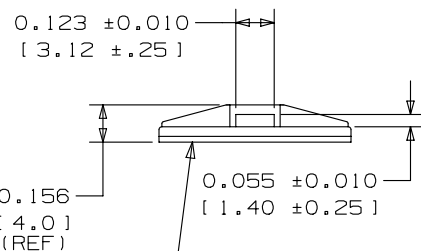
NOTES:

- *1. SEE www.panduit.com FOR CURRENT PART NUMBER SUFFIX DESIGNATION AND FOR PACKAGE SIZE AND PART COLOR.
2. USE MOUNTS WITH ONLY MINIATURE CABLE TIE CROSS SECTIONS.
3. MOUNTS ARE SUPPLIED IN STRIPS OF FOUR.
4. MOUNT HAS A CONTINUOUS OPERATING TEMPERATURE OF 120°F (49°C).


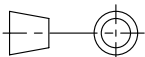
DIMENSIONS IN BRACKETS ARE METRIC [mm]



ACTUAL SIZE



- ADHESIVE BACKING:
PRESSURE SENSITIVE FOAM TAPE
0.040(1.0) THICK WITH PROTECTIVE
LINER. MOUNT IS DESIGNED TO
SUPPORT 0.13lbs.(59 g) MAX. WEIGHT
ON A CLEAN, DRY, SMOOTH, GREASE-
FREE SURFACE.

							TITLE					
							ABM1M-A – ADHESIVE BACKED MOUNT					
							CONTROL DRAWING					
							ITEM REVISION NAME			10B0150J/00		
							DATASET FILE NAME			10B0150J_DC/00 GB0239DC_REV04		
							UNLESS OTHERWISE SPECIFIED, DIMENSIONAL TOLERANCES ARE: IN [mm]			MATERIAL:		
							.x ± 0.05 [1.3] .xxx ± 0.010 [0.25] .xx ± 0.02 [0.5] ANGLES ± 5°			NYLON 6.6		
										THIRD ANGLE PROJECTION	DRAWING NUMBER:	
											GB0239DC	
04	10/20/14	BWG	MPH	JADE	UPDATED TITLE BORDER. REVISED NOTE 1 AND MATERIAL NOTE, SEE ECN FOR COMPLETE DETAILS.	GB0239DC/04						
REV	DATE	BY	CHK	APR	DESCRIPTION	ECN	DRAWN BY	DATE	CHK	SCALE		SIZE
							CJG	5/15/96		NONE	SHT 1 OF 1	A

Mouser Electronics

Authorized Distributor

Click to View Pricing, Inventory, Delivery & Lifecycle Information:

Panduit:

[ABM1M-A-M](#) [ABM1M-A-L](#)