

DP6™ PLUS Punchdown Patch Panels

PANDUIT®

SPECIFICATION SHEET

specifications

Category 6/Class E, punchdown patch panels shall terminate 4-pair, 22 – 26 AWG, 100 ohm unshielded twisted pair cable with an industry standard single wire 110 punchdown tool. Patch panels shall include a universal label coded for T568A and T568B wiring schemes and mount to 19" and 23" racks. Patch panels shall be easy to identify with pre-printed numbers, write-on areas and optional label kits.



technical information

| | |
|--|---|
| Category 6/Class E channel and component performance: | Exceeds channel requirements of ANSI/TIA-568-C.2 Category 6 and ISO 11801 Class E standards at swept frequencies 1 to 250 MHz |
| | Exceeds component requirements of ANSI/TIA-568-C.2 Category 6 and ISO 11801 Class E standards at swept frequencies 1 to 250 MHz |
| FCC and ANSI compliance: | Meets all applicable ANSI/TIA-968-A requirements; contacts plated with 50 microinches of gold for superior performance |
| IEC compliance: | Meets IEC 60603-7 |
| PoE compliance: | Supports IEEE 802.3af, 802.3at, and IEEE 802.3bt type 3 and 4 for PoE applications up to 100 W |
| UL rated: | UL 1863 approved |
| Conductor termination range: | Compatible with 22 – 26 AWG solid or stranded IWC cable with conductor insulation diameters of 0.048 in. |
| Mounting option: | Mounts to standard EIA 19" or 23" racks (with optional extender bracket); 12-port version can be wall mounted with optional 89D bracket |
| Packaging: | Includes M6 and #12-24 mounting screws |

key features and benefits

| | |
|---|--|
| 100% performance tested | Confidence that each jack module will deliver the critical electrical performance requirements |
| Individually serialized | Each port is marked with quality control number for future traceability |
| RJ45 interface | Industry standard interface provides a quick and easy plug and play connection to RJ45 patch cords; backwards compatible |
| Identification | Can be clearly identified with optional labels and icons for port identification |
| Universal wiring scheme | T568A and T568B wiring schemes clearly identified |
| Industry standard termination tool | Single wire 110 punchdown tool (PDT110) ensures conductors are fully terminated |
| Block out device (optional) | Provides a simple and secure method to control access to data ports while not in use |
| Angled design (optional) | Facilitates proper bend radius control and minimizes the need for horizontal cable managers |
| Replacement port module (optional) | Ability to replace field damaged ports for complete panel utilizations |

applications

DP6™ PLUS Punchdown Patch Panels are a component of the TX6™ PLUS UTP Copper Cabling System. This end-to-end system is interoperable and backwards compatible, providing design flexibility to protect network investments well into the future. With certified performance to the ANSI/TIA-568-C.2 Category 6 and ISO 11801 Class E standards, this system is ideal for today's high performance workstation applications. With certified performance to the ANSI/TIA-568-C.2 Category 6 and ISO 11801

Class E Edition 2.1 standards, these systems will support the following applications:

- Ethernet 10BASE-T, 100BASE-T (Fast Ethernet), 1000BASE-T (Gigabit Ethernet)
- 155 Mb/s ATM, 622 Mb/s ATM, 1.2 Gb/s ATM
- Token Ring 4/16
- Digital video and broadband/baseband analog video
- Voice over Internet Protocol (VoIP)

TX6™ PLUS UTP Copper Cabling System

DP6™ PLUS Angled Punchdown Patch Panels

| | |
|-----------------------|-------------|
| 24-port, 1 RU: | DPA24688TGY |
| 48-port, 2 RU: | DPA48688TGY |

DP6™ PLUS Flat Punchdown Patch Panels

| | |
|-----------------------|------------|
| 12-port: | DP12688TGY |
| 24-port, 1 RU: | DP24688TGY |
| 48-port, 2 RU: | DP48688TGY |

TX6000™ UTP Copper Cable

| | |
|----------------|----------|
| Plenum: | PUP6004* |
| Riser: | PUR6004* |
| LSZH: | PUL6004* |
| CM: | PUC6004* |

TX6™ PLUS UTP Patch Cords

| | |
|------------------------------|-----------|
| CM (foot lengths): | UTPSP^AY |
| CM (meter lengths): | UTPSP^MY |
| LSZH (meter lengths): | UTPSPL^MY |

TX6™ PLUS 28 AWG UTP Patch Cords

| | |
|---------------------------------|-----------|
| CM/LSZH (foot lengths): | UTP28SP^ |
| CM/LSZH (meter lengths): | UTP28SP^M |

Tools and Accessories

| | |
|-----------------------------|-------------|
| Wire snipping tool: | CWST |
| Wire stripping tool: | CJAST |
| Punchdown tool: | PDT110 |
| 24-port label kit: | DPLK24 |
| 48-port label kit: | DPLK48 |
| Replacement module: | DRJ688TGBL |
| Strain relief bar: | SRBM19BLY |
| Extender bracket: | PEB1 |
| Clear dust cap: | MDC-C |
| Block out device: | PSL-DCJB-^^ |
| Phone icons: | CIPW-C‡ |
| Data icons: | CIDIW-C‡ |

*To designate color, add suffix BU (Blue) or WH (White). For additional cable colors, contact customer service.

^For lengths 1 to 20 feet (one foot increments) and 25, 30, 35, 40 feet, change the length designation in the part number to the desired length. For standard cable colors other than Off White, add suffix BL (Black), BU (Blue), RD (Red), YL (Yellow), GR (Green), OR (Orange) or VL (Violet). For example, the part number for a blue 15-foot patch cord is UTPSP15BUY.

^^For lengths 1 to 10 meters (one meter increments) and 2.5, 15, 20, 25, 30, 35, 40 meters, change the length designation in the part number to the desired length. For standard cable colors other than Off White, add suffix BL (Black), BU (Blue), RD (Red), YL (Yellow), GR (Green), OR (Orange) or VL (Violet). For example, the part number for a blue 15-meter patch cord is UTPSP15MBUY.

^^^To designate color other than Red, add suffix BL (Black), BU (Blue), YL (Yellow), GR (Green), OR (Orange), IW (Off White) or IG (International Gray) at the end of the part number. 10/package.

‡To designate color other than IW (Off White), replace IW with EI (Electric Ivory), IG (International Gray), BL (Black), BU (Blue), RD (Red), YL (Yellow), GR (Green), OR (Orange) or VL (Violet) in the part number. 100/package.

www.panduit.com

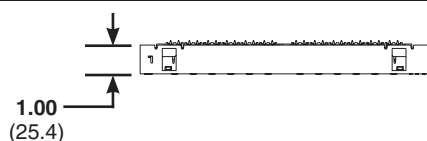
DP6™ PLUS Punchdown Patch Panels

Test Results

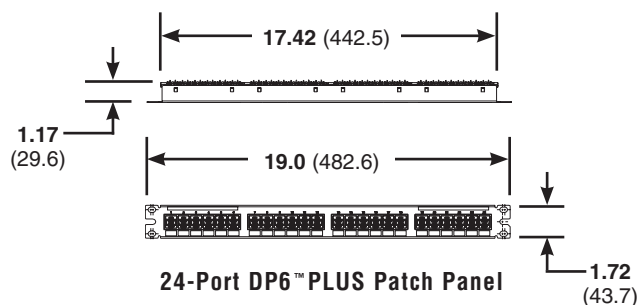
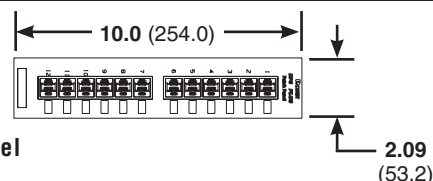
| Mechanical Test | Test Method | Measurement | Typical Test Results |
|---------------------------|-------------|------------------------------------|----------------------|
| Normal Force | — | Load (grams) | >100 |
| Vibration | IEC 512-6d | Circuit Resistance (mOhms) | <40 |
| Shock | IEC 512-6c | Contact Disturbance (microseconds) | <5 |
| Durability | IEC 512-9a | Circuit Resistance (mOhms) | <40 |
| Mating/Un-Mating | IEC 512-13b | Mating Force (N) | <20 |
| | | Un-Mating Force (N) | <20 |
| Termination Cycles | IEC 352 | Number of Cycles | >20 |

| Electrical Test | Test Method | Measurement | Typical Test Results |
|-------------------------------------|-------------|--------------------|----------------------|
| Low Level Circuit Resistance | IEC 512-2a | Resistance (mOhms) | <20 |
| Dielectric Withstand Voltage | IEC 512-4a | 1000 V, 1 minute | Passed |
| Insulation Resistance | IEC 512-3a | Resistance (mOhms) | >500 |

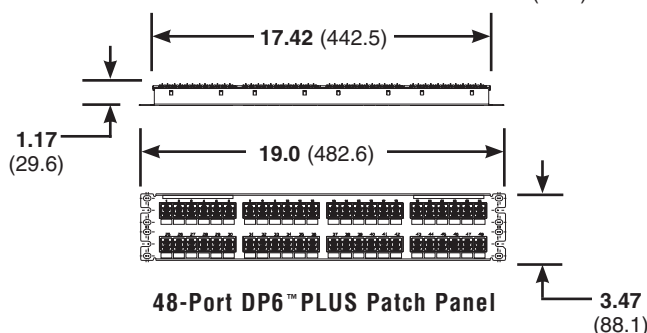
| Environmental Test | Test Method | Measurement | Typical Test Results |
|------------------------------------|-------------|----------------------------|----------------------|
| Temperature Life | IEC 512-9b | Circuit Resistance (mOhms) | <40 |
| Humidity | IEC 512-11c | Circuit Resistance (mOhms) | <40 |
| Thermal Shock | IEC 512-11d | Circuit Resistance (mOhms) | <40 |
| Climatic Sequence | IEC 512-11a | Circuit Resistance (mOhms) | <40 |
| Flowing Mixed Gas Corrosion | IEC 512-11g | Circuit Resistance (mOhms) | <40 |



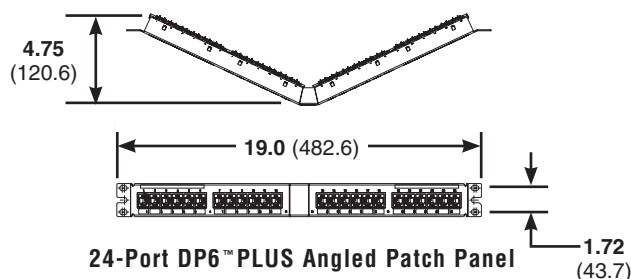
12-Port DP6™ PLUS Patch Panel



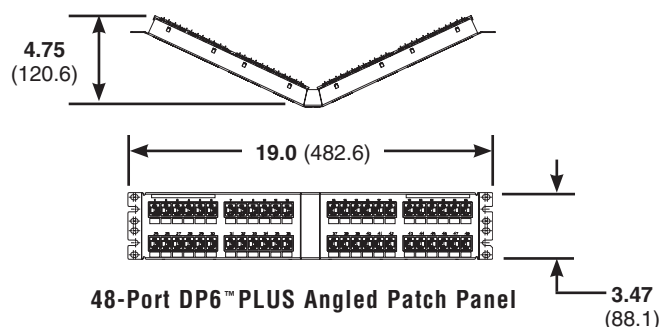
24-Port DP6™ PLUS Patch Panel



48-Port DP6™ PLUS Patch Panel



24-Port DP6™ PLUS Angled Patch Panel



48-Port DP6™ PLUS Angled Patch Panel

Dimensions are in inches. [Dimensions in brackets are metric].

WORLDWIDE SUBSIDIARIES AND SALES OFFICES

PANDUIT CANADA
Markham, Ontario
cs-cdn@panduit.com
Phone: 800.777.3300

PANDUIT EUROPE LTD.
London, UK
cs-emea@panduit.com
Phone: 44.20.8601.7200

PANDUIT SINGAPORE PTE. LTD.
Republic of Singapore
cs-ap@panduit.com
Phone: 65.6305.7575

PANDUIT JAPAN
Tokyo, Japan
cs-japan@panduit.com
Phone: 81.3.6863.6000

PANDUIT LATIN AMERICA
Guadalajara, Mexico
cs-la@panduit.com
Phone: 52.33.3777.6000

PANDUIT AUSTRALIA PTY. LTD.
Victoria, Australia
cs-aus@panduit.com
Phone: 61.3.9794.9020

For a copy of Panduit product warranties, log on to www.panduit.com/warranty

For more information

Visit us at www.panduit.com

Contact Customer Service by email: cs@panduit.com
or by phone: 800.777.3300

PANDUIT®

©2016 Panduit Corp.
ALL RIGHTS RESERVED.
COSP398--WW-ENG
Replaces WW-COSP45
9/6/2016

Mouser Electronics

Authorized Distributor

Click to View Pricing, Inventory, Delivery & Lifecycle Information:

Panduit:

[DP48688TGY](#) [DPA24688TGY](#) [DP24688TGY](#) [DP12688TGY](#)