

# Industrial Cameras

# Make It Faster, Make It Simpler

OMRON has been developing high speed & high performance image processing systems in order to meet the needs of the automation world pursues. And now, image processing began to spread all over the world and the evolution speed of people want is getting higher. For our customers' satisfaction, we start to deliver OMRON SENTECH (former SENTECH)'s cameras. OMRON SENTECH is a manufacturer specializing in industrial cameras that became a new member of the OMRON group. Those cameras make the conventional systems simpler, faster and more flexible. Also they make it easy to assist the visual inspection to capture enlarged images without pc.



## Notes for Purchase

- Please contact the trading company for delivery date.
- All cameras in this catalog can not be connected to the image processing system such as FH / FZ / FJ series.

## Dimensions

- This catalog contains the dimensions (unit : mm) of a typical model. Please confirm the CAD data for the dimensions of models not mentioned.

<div> <div>How to Choose a camera</div> <div>Camera Line-up Chart</div> </div> 	<div>Per-interface comparison table</div> <div>Camera Line-up Chart</div> <div>Pages 5 - 6</div>	<div>How to Choose a camera</div>
<div>GigE Vision</div> 	<div>CMOS M Series</div> <div>Pages 7 - 10</div> <div>Small CMOS Board Camera</div> <div>Pages 11 - 14</div> <div>Line Scanning Camera</div> <div>Pages 15 - 16</div>	<div>GigE</div>
<div>USB3.0</div> 	<div>USB3.0</div> <div>Pages 17 - 20</div> <div>USB3.0 Small Board Camera</div> <div>Pages 21 - 22</div> <div>USB3.0 Remote Head</div> <div>Pages 23 - 24</div>	<div>USB3.0</div>
<div>CoaXPress</div> 	<div>CoaXPress</div> <div>Pages 25 - 28</div>	<div>CoaXPress</div>
<div>Opt-C:Link</div> 	<div>Opt-C:Link</div> <div>Pages 29 - 30</div>	<div>Opt-C:Link</div>
<div>Camera Link</div> 	<div>CMOS</div> <div>Pages 31 - 34</div> <div>Remote Head</div> <div>Pages 35 - 36</div> <div>Line Scanning Camera</div> <div>Pages 37 - 38</div>	<div>Camera Link</div>
<div>SWIR</div> 	<div>SWIR Series</div> <div>Pages 39 - 40</div>	<div>SWIR</div>
<div>HDMI/DVI/SDI</div> 	<div>4K HDMI</div> <div>Pages 41 - 42</div> <div>DVI</div> <div>Pages 43 - 44</div> <div>HD-SDI</div> <div>Pages 45 - 46</div>	<div>HDMI/DVI/SDI</div>
<div>Analog Progressive</div> 	<div>Analog Progressive</div> <div>Pages 47 - 48</div>	<div>Analog Progressive</div>
<div>Color TV Format</div> 	<div>S133N-B Series</div> <div>Pages 49 - 50</div>	<div>TV Format</div>
<div>Small Board Camera</div> 	<div>S133N(P)/S133UVC/S133MIP Series</div> <div>Pages 51 - 58</div>	<div>Small Board Camera</div>
<div>Accessories</div> 	<div>Cable, Others</div> <div>Pages 59 - 61</div> <div>Fixed Focus Lens</div> <div>Page 62</div> <div>USB 3.0 4ch Frame Grabber Board</div> <div>Page 63</div> <div>Factory Drive Recorder</div> <div>Pages 64 - 65</div> <div>Spectral Sensitivity Characteristics</div> <div>Pages 66 - 75</div>	<div>Accessories</div>



# Broad Product Selection

INDUSTRIAL CAMERAS LINEUP

We offer a wide range of products, with both analog and digital interfaces. Our lineup of basic products alone boasts an extensive roster of 360 models with support for 12 interfaces. The same sensors are provided with different interfaces, allowing you to choose the right product for your purpose.

We offer a wide range of models—from case cameras to board cameras, remote head cameras, and ultra-compact cameras—all built on our unique machined aluminum casing platform that guarantees durability and reliability.



**GiG**  
VISION

**CoaxPress**

**CAMERA  
Link**  
REGISTERED PRODUCT

**USB**  
VISION

**Opt-C:Link**

HDMI/HD-SDI

Analog Progressive

TV Format



# Reliable Manufacturing

SAFE MANUFACTURING

Our products are manufactured in dedicated lines in our partner plants in Japan.  
The annual production volume is 150K units.

## Our cameras can be reliably used on the ground in factory automation applications.



# How to Choose a Camera

## Camera Line-up Chart



### How to Choose an Image Sensor

- ☐ Monochrome
  - Mono or Color?
- ☐ Number of Pixels
  - Optimal Resolution for Your Application
- ☐ Scan Speed
  - Required FPS
- ☐ Sensor Size?

### How to Choose the Interface

- ☐ Connect to
  - Monitor or PC?
- ☐ Cable Length
  - Distance Between the Camera and the Equipment
- ☐ The Number of Cameras
  - How many cameras for one PC?

Based on factors such as decided specifications, system outline and cost image, refer to the following per-interface comparison table and product lineup chart to choose the optimum Sentech camera.






Interface when using a PC / Interface when not using a PC / Interface not offered by OMRON

Interfaces	GigE Vision®	USB		CoaXpress	Opt-C:Link	Camera Link		Analog	HD-DVI	HD-SDI	TV Formats	IEEE1394b	Camera Link HS
		USB2.0	USB3.0			Base	Full						
Monitor Display		PC Required							Can be connected directly to monitor				
Connection Port	Gigabit Ethernet Port	USB2.0 Port	USB3.0 Port	CoaXpress Grabber Board	Opt-C:Link Grabber Board	Camera Link Frame Grabber Board		Analog Frame Grabber Board	HDMI Port DVI Port	SDI connector	RCA connector BNC connector	Required	Camera Link HS Grabber Board
Cable	Ethernet cable Cat 5e or higher	USB2.0 Cable	USB3.0 Cable	Coaxial Cable	Optical cable	Camera Link Cable		12-pin Cable	HDMI/DVI Cable	Coaxial Cable for SDI	Coaxial Cable	IEEE1394b Cable	Camera Link HS Cable
Max. Cable Length	100 m	5 m	3 m	25 m	150 m	Approx. 5 m to 12 m		100 m	5 m	100 m	100 m	100 m	15 m
Image Transmission Capacity	☆☆	☆	☆☆☆	☆☆☆☆☆	☆☆☆☆☆	☆☆	☆☆☆☆	☆☆	☆☆	☆☆	☆	☆☆	☆☆
Max. Transmission Speed	1 Gbps	0.48 Gbps	5 Gbps	25 Gbps	12.5 Gbps/40 Gbps	240 fps 30 Megapixel - 16 fps 500 Megapixel (2.38 Gbps)	600 fps 30 Megapixel - 60 fps 1200 Megapixel (7.14 Gbps)	90 fps 30 Megapixel - 15 fps 200 Megapixel	60 fps 1080 p	60 fps 1080 p	59.94 fps 30 Megapixel (interlaced)	800 Mbps	2,100 Mbps
Power over Cable	○(PoE Model)	○(All Models)		○	Separate Power Supply	○(PoCL Model)		Separate Power Supply	Separate Power Supply	Separate Power Supply	Separate Power Supply	○	○
Software Provider	Camera Manufacturer	Camera Manufacturer		Board Manufacturer	Board Manufacturer	Board Manufacturer		Board Manufacturer	Not required			Camera Manufacturer	Board Manufacturer
System Cost	Low	Low		High	High	High		High	Low	Mid	Low	Low	High
Multiple Device Connection	Add Ethernet card or use switching hub	Add USB port expansion card (hub not recommended)		Add frame grabber board	Add frame grabber board	Add frame grabber board		Add frame grabber board	Use switcher			IEEE1394b expansion card, use hub	Add frame grabber board
Advantages	- Long cable length - Cheap cost to connect multiple cameras - Frame grabber not required	- Easy to connect - Low cost - Cheap cost to connect multiple cameras		- Long cable length - High transmission capacity	- Long cable length - Strong to noise	- Proven track record - High transmission capacity		- Proven track record - Long cable length	- Can easily be connected directly to monitor	- Long cable length	- Proven track record - Low cost - Long cable length	- Proven track record	- High transmission capacity - Smaller connector compared with Camera Link
Disadvantages	- Lower fps comparing with other interfaces	- Short cable length		- No extensive track record - High board cost	- No extensive track record - Few compatible board	- Short cable length - High board and cable cost - High cost to connect multiple cameras		- High board and cable cost	- Short cable length - No trigger function	- Few SDI-compatible monitors	- Low resolution	- Short cable length - IEEE1394b card required	- High board and cable cost
Main Applications	- Image processing - Monitoring	- Image processing - Monitoring		- Image processing - Monitoring	- Image processing - Monitoring	- Image processing		- Image processing	- Monitoring		- Image processing - Monitoring	- Image processing	- Image processing

\* System costs, advantages and disadvantages are subjective opinions by OMRON

## Per-interface comparison table

### Camera Line-up Chart

	0.4 - 0.5 M	1.3 - 1.6 M	2 M	3.2 M/4 M	5 M	6 - 9 M	12 M	16 - 20 M	25 M
<b>GigE Vision</b> 	0.4M IMX287	1.3M EV76C560	2M IMX430	3.2M IMX265	5M MT9P031	6.4M IMX178	12M IMX226	20M IMX183	
	0.5M IMX433	1.6M IMX273	2.3M IMX249	4M CMV4000	5M IMX264	8.9M IMX267	12M IMX304		
	0.3M (SWIR) IMX991	1.3M (SWIR) IMX990			5M AR0521				
<b>USB3 Vision</b> 	0.4M IMX287	1.3M EV76C560	2.3M IMX249	3.2M IMX265/252	5M MT9P031	8.9M IMX267/255	12M IMX226	20M IMX183	
	0.3M (SWIR) IMX991	1.6M IMX273		4M CMV4000	5M IMX264/250	6.4M (Board) IMX178	12M IMX304/253		
		1.3M (SWIR) IMX990					12M (Board) IMX226		
<b>Camera Link</b> 	0.4M IMX287	1.6M IMX273	2M IMX430	3.2M IMX265/252	5M MT9P031	8.9M IMX267/255	12M IMX304/253		25M Python25k
	0.5M IMX433	1.3M (SWIR) IMX990	2M CMV2000	4M CMV4000	5M IMX264/250		12M CMV12000		25M GMAX0505
	0.3M (SWIR) IMX991								
<b>CoaXPress</b> 	0.4M IMX287	1.6M IMX273	2M IMX422	3.2M IMX252	5M IMX250	8.1M IMX546	12M CMV12000	16.2M IMX532	24.6M IMX530
				4M CMV4000	5M IMX547		12M IMX304/253	20.4M IMX531	25M GMAX0505
							12M IMX545		
<b>Opt-C:Link</b> 							12M CMV12000		
HD Camera			1080P IMX291			2160P IMX274			
Analog Progressive	VGA RJ33B4AA0DT								
TV Format	0.65M ISX017								
UVC (USB 3.0)		1.3M ISX017							
MIPI		1.3M ISX017							

Note. Bule : Now on sale, Green : Coming soon.



# GigE Vision Small CMOS Camera M Series



## Description

PoE-compatible GigE Vision camera with high-resolution, high-speed CMOS sensor

## Features

More compact (29 mm square) than previous model (35 mm square)  
30 mm x 40 mm casing that can accommodate large image sensors of 1 inch or more

Supports GigE Vision ver. 2.1 and newly provides PTP support and other features

Extensive lineup of 0.4-20 MP products

## Product Line-up

Global shutter models									
Model	Monochrome/Color	Resolution	Frame Rate	Effective Pixels (H x V)	Sensor Size	Cell Size (μm)	Sensor	Lens Mount	Dimensions (mm)
STC-MBS43POE	Monochrome	0.4M	282.8 fps	720 × 540	1/2.9	6.9 × 6.9	IMX287	C	29 × 29 × 53
STC-MCS43POE	Color								
STC-MBS52POE	Monochrome	0.5M	166.5 fps	816 × 624	1/1.7	9 × 9	IMX433	C	
STC-MCS52POE	Color								
STC-MBE132POE	Monochrome	1.3M	61 fps	1280 × 1024	1/1.8	5.3 × 5.3	EV76C560	C	
STC-MCE132POE	Color								
STC-MBS163POE	Monochrome	1.6M	70.7 fps	1440 × 1088	1/2.9	3.45 × 3.45	IMX273	C	
STC-MCS163POE	Color								
STC-MBS202POE	Monochrome	2M	54.6 fps	1624 × 1240	1/1.7	4.5 × 4.5	IMX430	C	
STC-MCS202POE	Color								
STC-MBS231POE	Monochrome	2.3M	41.6 fps	1920 × 1200	1/1.2	5.86 × 5.86	IMX249	C	
STC-MCS231POE	Color								
STC-MBS312POE	Monochrome	3.2M	34.9 fps	2048 × 1536	1/1.8	3.45 × 3.45	IMX265	C	
STC-MCS312POE	Color								
STC-MBS500POE	Monochrome	5M	21.9 fps	2448 × 2048	2/3	3.45 × 3.45	IMX264	C	
STC-MCS500POE	Color								
STC-MBS881POE	Monochrome	8.9M	12.4 fps	4096 × 2160	1	3.45 × 3.45	IMX267	C	30 × 40 × 54.5
STC-MCS881POE	Color								
STC-MBS122BPOE	Monochrome	12.3M	8.9 fps	4096 × 3000	1.1	3.45 × 3.45	IMX304	C	
STC-MCS122BPOE	Color								

Rolling shutter models									
Model	Monochrome/Color	Resolution	Frame Rate	Effective Pixels (H x V)	Sensor Size	Cell Size (μm)	Sensor	Lens Mount	Dimensions (mm)
STC-MBA503POE	Monochrome	5M	14 fps	2592 × 1944	1/2.5	2.2 × 2.2	MT9P031	C	29 × 29 × 53
STC-MCA503POE	Color								
STC-MBA503POE-HS	Monochrome	5M	21.8 fps	2592 × 1944	1/2.5	2.2 × 2.2	AR0521	C	
STC-MCA503POE-HS	Color								
STC-MBS642POE	Monochrome	6.4M	17.4 fps	3072 × 2048	1/1.8	2.4 × 2.4	IMX178	C	
STC-MCS642POE	Color								
STC-MBA1002POE	Monochrome	10M	10.3 fps	3856 × 2764	1/2.3	1.67 × 1.67	MT9J003	C	
STC-MBS1242POE	Monochrome	12M	9.2 fps	4000 × 3000	1/1.7	1.85 × 1.85	IMX226	C	
STC-MCS1242POE	Color								
STC-MBS2041POE	Monochrome	20.4M	5.5 fps	5472 × 3648	1	2.4 × 2.4	IMX183	C	30 × 40 × 54.5
STC-MCS2041POE	Color								

Note. Supply power via PoE or power supply and I/O cable.

PoE NIC or Ethernet switch separately needed to supply power via PoE.

## Accessories

Screw-Fastened GigE Cables		
Model	Length	Cable Type
CAB-GE-02-RBH	2 m	Bending resistance cables
CAB-GE-03-RBH	3 m	
CAB-GE-05-RBH	5 m	
CAB-GE-10-RBH	10 m	
CAB-GE-20-RBH	20 m	
CAB-GE-40-RBH	40 m	
CAB-GE-02-RBX	2 m	Super bending resistance cables
CAB-GE-03-RBX	3 m	
CAB-GE-05-RBX	5 m	
CAB-GE-10-RBX	10 m	
CAB-GE-20-RBX	20 m	
CAB-GE-40-RBX	40 m	

Power Supply and I/O Cables	
Model	Length
FJ-VSP2 3M	3 m
FJ-VSP2 5M	5 m
FJ-VSP2 10M	10 m

Note. Please connect the cables according to the external connector specifications prescribed in your camera's specification documents, for faulty wiring can cause failure.

Note. Connect the shell to FG.

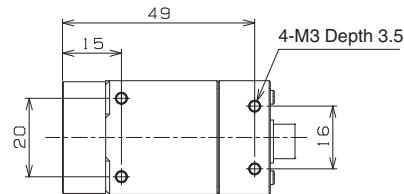
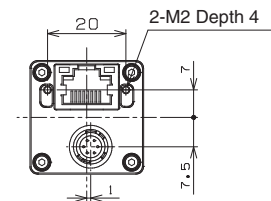
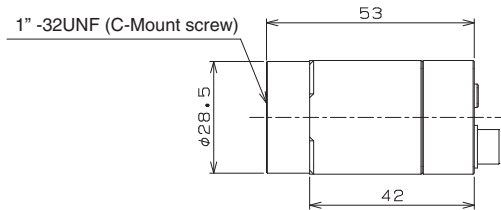
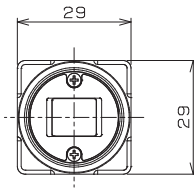
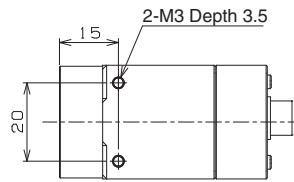
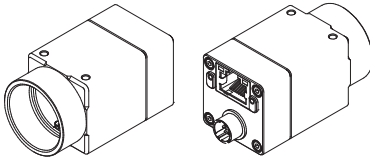
Conversion Cables		
Model	Applicable Model	General Specifications
CAB-KWA-IEA		Converts 6-pin connector to S Series pin assignment

Tripod		
Model	Applicable Model	General Specifications
TP-KWA	GigE Vision M Series	
TP-KWA-IEA	GigE Vision M Series	Use to set M Series at same height as S Series sensor center
TP-KWA2	STC-MBS/MCS881POE, STC-MBS/MCS122BPOE, STC-MBS/MCS2041POE	

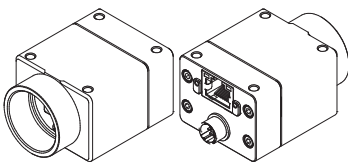
## Drawing dimension

### Monochrome

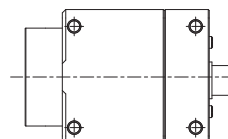
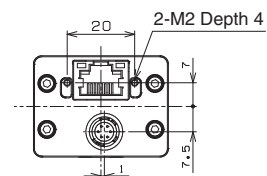
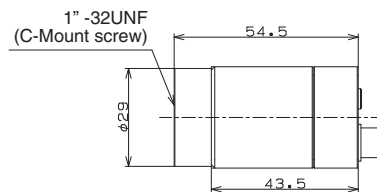
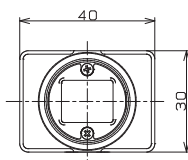
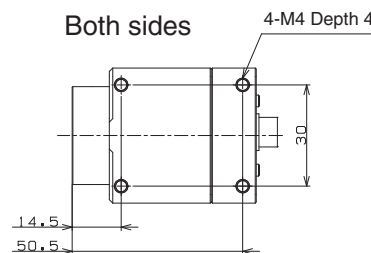
STC-MBS43POE	STC-MBS202POE	STC-MBA503POE
STC-MBS52POE	STC-MBS231POE	STC-MBA503POE-HS
STC-MBE132POE	STC-MBS312POE	STC-MBS642POE
STC-MBS163POE	STC-MBS500POE	STC-MBA1002POE
		STC-MBS1242POE



STC-MBS881POE  
STC-MBS122BPOE  
STC-MBS2041POE



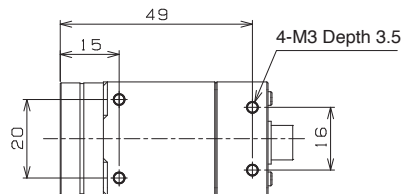
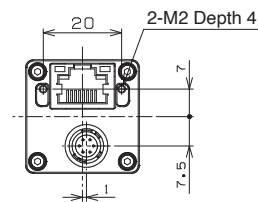
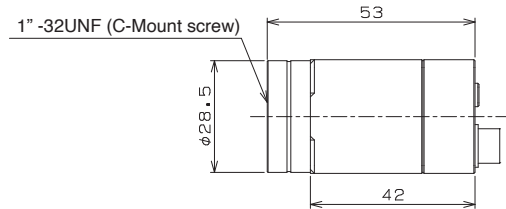
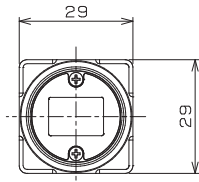
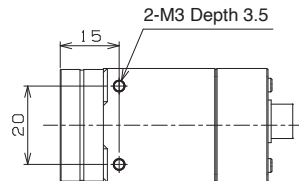
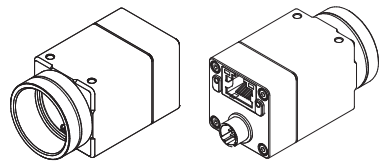
Both sides



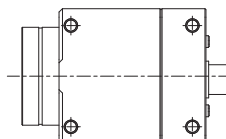
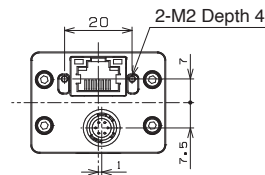
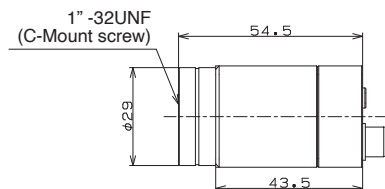
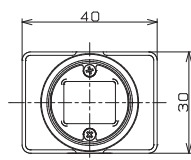
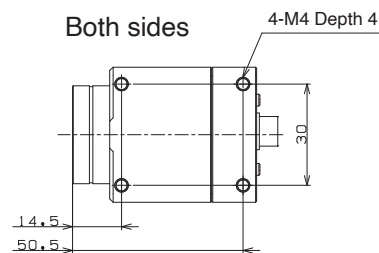
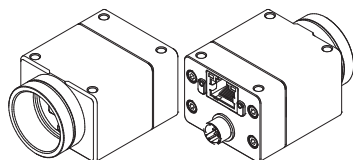


Color


STC-MCS43POE	STC-MCS202POE	STC-MCA503POE
STC-MCS52POE	STC-MCS231POE	STC-MCA503POE-HS
STC-MCE132POE	STC-MCS312POE	STC-MCS642POE
STC-MCS163POE	STC-MCS500POE	STC-MCS1242POE



STC-MCS881POE  
STC-MCS122BPOE  
STC-MCS2041POE



# GigE Vision Small CMOS Board Camera



## Description

GigE Vision board camera with high-resolution, high-speed CMOS sensor

## Features

Board model that can be installed in spaces with limited depth  
Extensive lineup of 0.4-20 MP products

Both PoE models and external power supply models available

## Product Line-up

Model	Monochrome/Color	Resolution	Frame Rate	Effective Pixels (H x V)	Sensor Size	Cell Size (μm)	Connector	Type	Power Supply	Lens Mount	Sensor	Shutter Type
STC-BBS43POE-BC	Monochrome	0.4M	282.8 fps	720 x 540	1/2.9	6.9 × 6.9	RJ45 supported	All-in-one	PoE power supply	C	IMX287	Global
STC-BBS43GE-BC									External power supply (PoE not supported)			
STC-BBS43POE-BL									PoE power supply	S		
STC-BBS43GE-BL									External power supply (PoE not supported)			
STC-BCS43POE-BC	Color								PoE power supply	C		
STC-BCS43GE-BC									External power supply (PoE not supported)			
STC-BCS43POE-BL									PoE power supply	S		
STC-BCS43GE-BL									External power supply (PoE not supported)			
STC-BBS163POE-BC	Monochrome	1.6M	70.7 fps	1,440 x 1,088	1/2.9	3.45 × 3.45	RJ45 supported	All-in-one	PoE power supply	C	IMX273	Global
STC-BBS163GE-BC									External power supply (PoE not supported)			
STC-BBS163POE-BL									PoE power supply	S		
STC-BBS163GE-BL									External power supply (PoE not supported)			
STC-BCS163POE-BC	Color								PoE power supply	C		
STC-BCS163GE-BC									External power supply (PoE not supported)			
STC-BCS163POE-BL									PoE power supply	S		
STC-BCS163GE-BL									External power supply (PoE not supported)			
STC-BBS202POE-BC	Monochrome	2M	54.6 fps	1,624 x 1,240	1/1.7	4.5 × 4.5	RJ45 supported	All-in-one	PoE power supply	C	IMX430	Global
STC-BBS202GE-BC									External power supply (PoE not supported)			
STC-BBS202POE-BL									PoE power supply	S		
STC-BBS202GE-BL									External power supply (PoE not supported)			
STC-BCS202POE-BC	Color								PoE power supply	C		
STC-BCS202GE-BC									External power supply (PoE not supported)			
STC-BCS202POE-BL									PoE power supply	S		
STC-BCS202GE-BL									External power supply (PoE not supported)			
STC-BBS312POE-BC	Monochrome	3.2M	34.9 fps	2,048 x 1,536	1/1.8	3.45 × 3.45	RJ45 supported	All-in-one	PoE power supply	C	IMX265	Global
STC-BBS312GE-BC									External power supply (PoE not supported)			
STC-BBS312POE-BL									PoE power supply	S		
STC-BBS312GE-BL									External power supply (PoE not supported)			
STC-BCS312POE-BC	Color								PoE power supply	C		
STC-BCS312GE-BC									External power supply (PoE not supported)			
STC-BCS312POE-BL									PoE power supply	S		
STC-BCS312GE-BL									External power supply (PoE not supported)			
STC-BBS500POE-BC	Monochrome	5M	21.9 fps	2,448 x 2,048	2/3	3.45 × 3.45	RJ45 supported	All-in-one	PoE power supply	C	IMX264	Global
STC-BBS500GE-BC									External power supply (PoE not supported)			
STC-BCS500POE-BC	Color								PoE power supply			
STC-BCS500GE-BC									External power supply (PoE not supported)			

Go to the next page

Model	Monochrome/Color	Resolution	Frame Rate	Effective Pixels (H x V)	Sensor Size	Cell Size (μm)	Connector	Type	Power Supply	Lens Mount	Sensor	Shutter Type
STC-BBS213POE-BC	Monochrome	2.1M	53.0 fps	1,920 x 1,080	1/2.8	2.9 × 2.9	RJ45 supported	All-in-one	PoE power supply	C	IMX291	Rolling
STC-BBS213GE-BC									External power supply (PoE not supported)			
STC-BBS213POE-BL									PoE power supply	S		
STC-BBS213GE-BL									External power supply (PoE not supported)			
STC-BCS213POE-BC	Color								PoE power supply	C		
STC-BCS213GE-BC									External power supply (PoE not supported)			
STC-BCS213POE-BL									PoE power supply	S		
STC-BCS213GE-BL									External power supply (PoE not supported)			
STC-BCS213POE-BC-NIR	Color NIR								PoE power supply	C	IMX462	
STC-BCS213GE-BC-NIR									External power supply (PoE not supported)			
STC-BCS213POE-BL-NIR									PoE power supply	S		
STC-BCS213GE-BL-NIR									External power supply (PoE not supported)			
STC-BBS1242POE-BC	Monochrome	12M	9.2 fps	4,000 x 3,000	1/1.7	1.85 × 1.85	RJ45 supported	All-in-one	PoE power supply	C	IMX226	Rolling
STC-BBS1242GE-BC									External power supply (PoE not supported)			
STC-BCS1242POE-BC	Color								PoE power supply			
STC-BCS1242GE-BC									External power supply (PoE not supported)			
STC-BBS2041POE-BC	Monochrome	20.4M	5.5 fps	5,472 x 3,648	1	2.4 × 2.4	RJ45 supported	All-in-one	PoE power supply	C	IMX183	Rolling
STC-BBS2041GE-BC									External power supply (PoE not supported)			
STC-BCS2041POE-BC	Color								PoE power supply			
STC-BCS2041GE-BC									External power supply (PoE not supported)			

Note. Supply power via PoE or from external power supply (if PoE is not supported).

PoE NIC or Ethernet switch separately needed to supply power via PoE.

JST's SHR-06V connector or equivalent wiring harness is separately needed to use I/O signals or supply power from external power source (camera equipped with SM06-SRSS (JST) equivalent connector).

For details on pin arrangement, refer to product specification documents, available for download on our website (<https://sentech.co.jp/en/>).

## Accessories

Screw-Fastened GigE Cables		
Model	Length	Cable Type
CAB-GE-02-RBH	2 m	Bending resistance cables
CAB-GE-03-RBH	3 m	
CAB-GE-05-RBH	5 m	
CAB-GE-10-RBH	10 m	
CAB-GE-20-RBH	20 m	
CAB-GE-40-RBH	40 m	
CAB-GE-02-RBX	2 m	Super bending resistance cables
CAB-GE-03-RBX	3 m	
CAB-GE-05-RBX	5 m	
CAB-GE-10-RBX	10 m	
CAB-GE-20-RBX	20 m	
CAB-GE-40-RBX	40 m	

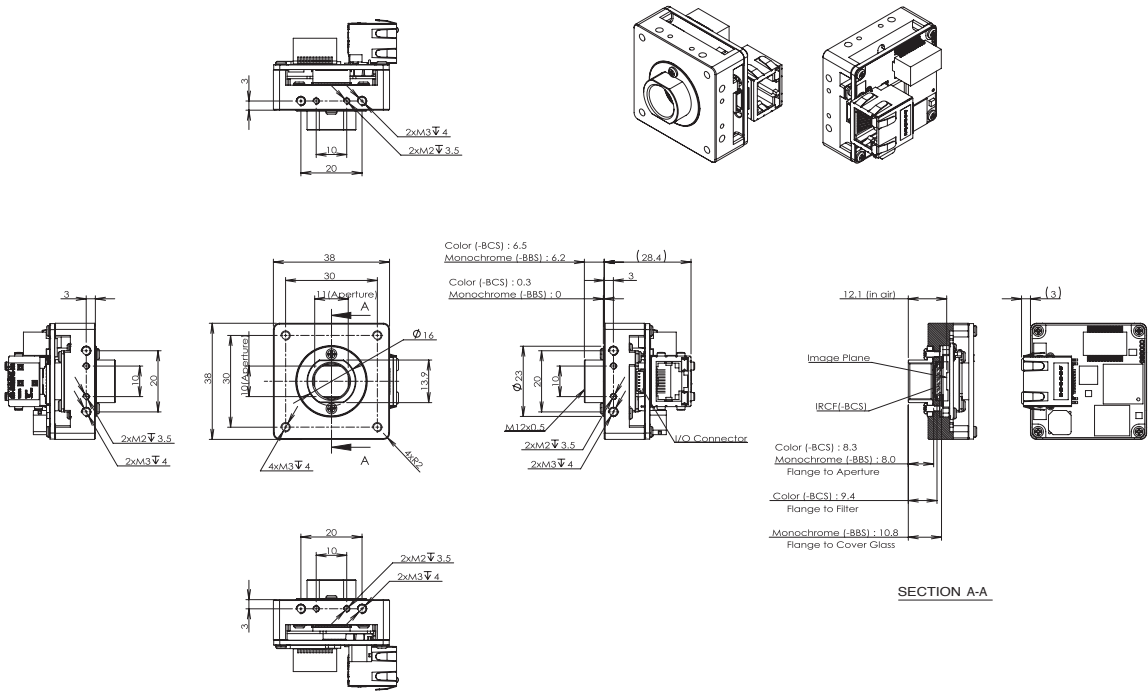


STC-B\*S500POE-BC/GE-BC  
STC-B\*S213POE-BC/GE-BC  
STC-B\*S1242POE-BC/GE-BC  
STC-B\*S2041POE-BC/GE-BC



STC-B\*S43POE-BL/GE-BL  
STC-B\*S163POE-BL/GE-BL  
STC-B\*S202POE-BL/GE-BL  
STC-B\*S312POE-BL/GE-BL

STC-B\*S500POE-BL/GE-BL  
STC-B\*S213POE-BL/GE-BL



Note. For details on dimensions, refer to product specification documents, available for download on our website (<https://sentech.co.jp/en/>).

# GigE Vision CMOS Line Sensor Camera



## Description

PoE-compatible GigE Vision line sensor camera

## Features

Offered in 2K, 4K, or 8K

Equipped with PoE support, FFC capabilities (to compensate for pixel-to-pixel sensitivity variations), and compact casing designed for easy mounting

## Product Line-up

Model	Monochrome/Color	Resolution	Line Rate	Pixel size	Sensor	Sensor Type	Lens Mount
FS-B2KU7GES-C	Monochrome	2048 × 1	51 kHz	7 um	DR-2K-7	Single	C
FS-B2KU7GES-F							F
FS-B2KU7GES-M42							M42
FS-B4KU7GES-F		4096 × 1	26 kHz	7 um	DR-4K-7	Single	F
FS-B4KU7GES-M42							M42
FS-B4KU35GES-C		4096 × 1	26 kHz	3.5 um	DR-4K-3.5	Single	C
FS-B4KU35GES-F							F
FS-B4KU35GES-M42							M42
FS-B8KU35GES-F		8192 × 1	13 kHz	3.5 um	DR-8K-3.5	Single	F
FS-B8KU35GES-M42							M42
FS-B2KU7DGES-C		2048 × 2	52 kHz	7 um	DR-2 × 2K-7-inver	Dual	C
FS-B2KU7DGES-F							F
FS-B2KU7DGES-M42							M42
FS-B4KU7DGES-F		4096 × 2	26 kHz	7 um	DR-2 × 4K-7-inver	Dual	F
FS-B4KU7DGES-M42							M42
FS-C2KU7DGES-C	Color	2048 × 2	52 kHz	7 um	DR-2 × 2K-7-inver-RGB	Dual	C
FS-C2KU7DGES-F							F
FS-C2KU7DGES-M42							M42
FS-C4KU7DGES-F		4096 × 2	26 kHz	7 um	DR-2 × 4K-7-inver-RGB	Dual	F
FS-C4KU7DGES-M42							M42

Note. Supply power via PoE or power supply cable.

PoE NIC or Ethernet switch separately needed to supply power via PoE.

## Accessories

Screw-Fastened GigE Cables		
Model	Length	Cable Type
CAB-GE-02-RBH	2 m	Bending resistance cables
CAB-GE-03-RBH	3 m	
CAB-GE-05-RBH	5 m	
CAB-GE-10-RBH	10 m	
CAB-GE-20-RBH	20 m	
CAB-GE-40-RBH	40 m	
CAB-GE-02-RBX	2 m	Super bending resistance cables
CAB-GE-03-RBX	3 m	
CAB-GE-05-RBX	5 m	
CAB-GE-10-RBX	10 m	
CAB-GE-20-RBX	20 m	
CAB-GE-40-RBX	40 m	

Power Supply Cables	
Mode	Length
FJ-VSP2 3M	3 m
FJ-VSP2 5M	5 m
FJ-VSP2 10M	10 m

Note. When wiring a camera, be sure to refer to its specification document to check its external connector specifications.  
Incorrect wiring can lead to failure.

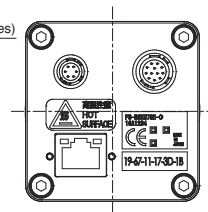
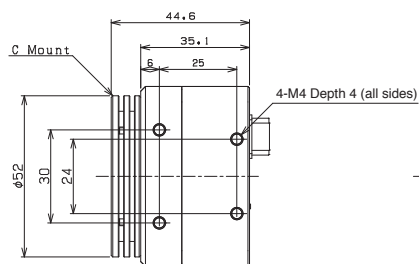
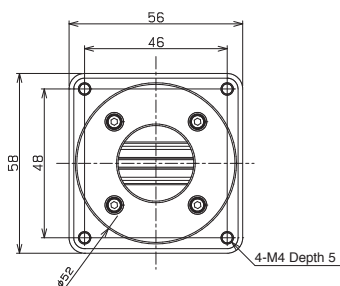
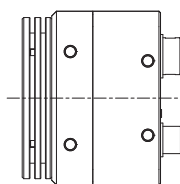
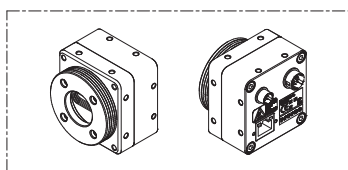
Note. Do not connect the shell, for doing so can cause failure or malfunction.

I/O Cables	
Mode	Length
CAB-IOH12-02	2 m

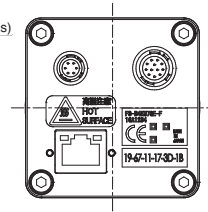
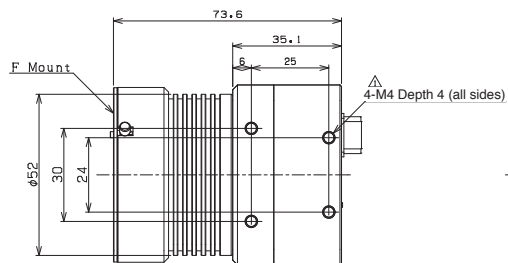
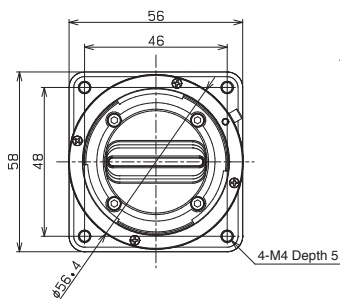
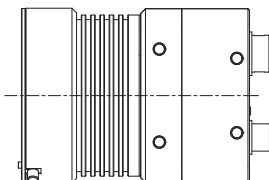
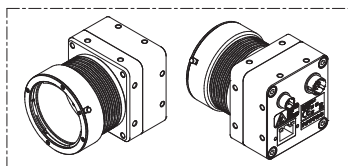
Note. When wiring a camera, be sure to refer to its specification document to check its external connector specifications.  
Incorrect wiring can lead to failure.



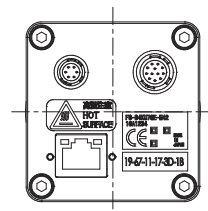
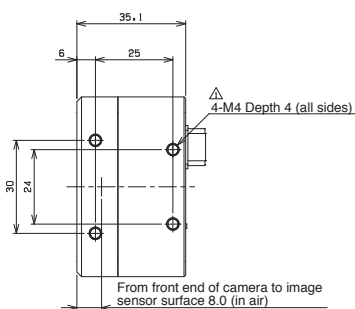
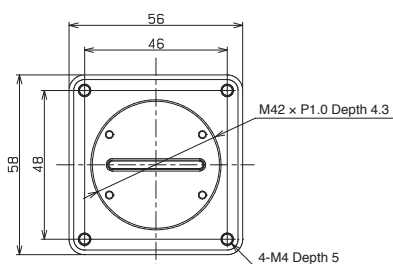
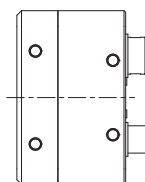
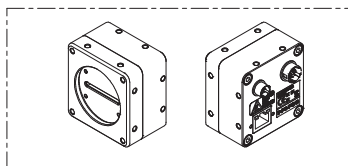
C Mount



F Mount



M42 Mount



## USB3.0 Series

USB3.0



### Description

### USB3.0 Compact CMOS Camera

### Features

Offered in resolutions ranging from 0.4M to 20M  
Compact and multi-sided mounting possible

### Product Line-up

Global shutter models								
Model	Monochrome/Color	Resolution	Frame Rate	Effective Pixels (H × V)	Sensor Size	Cell Size (μm)	Sensor	Lens Mount
STC-MBS43U3V	Monochrome	0.4M	527.1 fps	720 × 540	1/2.9	6.9 × 6.9	IMX287	C
STC-MCS43U3V	Color							
STC-MBE132U3V	Monochrome	1.3M	60 fps	1280 × 1024	1/1.8	5.3 × 5.3	EV76C560	CS
STC-MCE132U3V	Color							
STC-MBS163U3V	Monochrome	1.6M	238 fps	1440 × 1080	1/2.9	3.45 × 3.45	IMX273	C
STC-MCS163U3V	Color							
STC-MBS231U3V	Monochrome	2.3M	41.6 fps	1920 × 1200	1/1.2	5.86 × 5.86	IMX249	C
STC-MCS231U3V	Color							
STC-MBS241U3V	Monochrome	2.3M	163 fps	1920 × 1200	1/1.2	5.86 × 5.86	IMX174	C
STC-MCS241U3V	Color							
STC-MBS312U3V	Monochrome	3.2M	56 fps	2048 × 1536	1/1.8	3.45 × 3.45	IMX265	C
STC-MCS312U3V	Color							
STC-MBS312U3V-SE	Monochrome							
STC-MCS312U3V-SE	Color							
STC-MBS322U3V	Monochrome	3.2M	121 fps	2048 × 1536	1/1.8	3.45 × 3.45	IMX252	C
STC-MCS322U3V	Color							
STC-MBS322U3V-SE	Monochrome							
STC-MCS322U3V-SE	Color							
STC-MBCM401U3V	Monochrome	4M	89 fps	2048 × 2048	1	5.5 × 5.5	CMV4000	C
STC-MCCM401U3V	Color							
STC-MBCM401U3V-NIR	Monochrome NIR							
STC-MBS500U3V	Monochrome	5M	35.8 fps	2448 × 2048	2/3	3.45 × 3.45	IMX264	C
STC-MCS500U3V	Color							
STC-MBS500U3V-SE	Monochrome							
STC-MCS500U3V-SE	Color							
STC-MBS510U3V	Monochrome	5M	75.7 fps	2448 × 2048	2/3	3.45 × 3.45	IMX250	C
STC-MCS510U3V	Color							
STC-MBS510U3V-SE	Monochrome							
STC-MCS510U3V-SE	Color							
STC-MBS70BU3V	Monochrome	7.1M	51.2 fps	3216 × 2208	1.1	4.5 × 4.5	IMX428	C
STC-MCS70BU3V	Color							
STC-MBS881U3V	Monochrome	8.9M	32.5 fps	4096 × 2160	1	3.45 × 3.45	IMX267	C
STC-MCS881U3V	Color							

Go to the next page

Model	Monochrome/Color	Resolution	Frame Rate	Effective Pixels (H × V)	Sensor Size	Cell Size (μm)	Sensor	Lens Mount
STC-MBS891U3V	Monochrome	8.9M	41.9 fps	4096 × 2160	1	3.45 × 3.45	IMX255	C
STC-MCS891U3V	Color							
STC-MBS122BU3V	Monochrome	12.3M	23.5 fps	4096 × 3000	1.1	3.45 × 3.45	IMX304	C
STC-MCS122BU3V	Color							
STC-MBS123BU3V	Monochrome	12.3M	30.4 fps	4096 × 3000	1.1	3.45 × 3.45	IMX253	C
STC-MCS123BU3V	Color							

Note. We recommend that you use an external power supply for 7.1M, 8.9M and 12M cameras, for depending on PC performance, power supplied via USB bus connection alone may not be sufficient for these cameras. For these cameras, we recommend that you use I/O cables and supply power separately from external sources.

Note. Models with “SE” have been additionally equipped with the Short Exposure Mode feature. Choose these models to use the Short Exposure feature with 3.2M or 5M resolution.

Rolling shutter models								
Model	Monochrome/Color	Resolution	Frame Rate	Effective Pixels (H × V)	Sensor Size	Cell Size (μm)	Sensor	Lens Mount
STC-MBS1242U3V	Monochrome	12M	31.2 fps	4000 × 3000	1/1.7	1.85 × 1.85	IMX226	C
STC-MCS1242U3V	Color							
STC-MBS2041U3V	Monochrome	20.4M	18.5 fps	5472 × 3648	1	2.4 × 2.4	IMX183	C
STC-MCS2041U3V	Color							

Note. Depending on PC performance, USB bus power supply alone may not be sufficient for 12 M / 20.4 M cameras. For these cameras, we recommend that you use I/O cables and supply power separately from external sources.

Non-USB3 Vision Compliant Models (with Rolling Shutters)								
Model	Monochrome/Color	Resolution	Frame Rate	Effective Pixels (H × V)	Sensor Size	Cell Size (μm)	Sensor	Lens Mount
STC-MBA5MUSB3	Monochrome	5M	14 fps	2592 × 1944	1/2.5	2.2 × 2.2	MT9P031	CS
STC-MCA5MUSB3	Color							

## Accessories

USB 3.0 Cables (USB 3.0 Micro-B, with Camera-Side Fastening Screws)		
Model	Length	Cable Type
CAB-USB3-02	2 m	Normal
CAB-USB3-03	3.5 m	
CAB-USB3-05	5 m	
CAB-USB3-07	7 m	
CAB-USB3-10	10 m	Normal high-transmission cables
CAB-USB3-02-RB	2 m	Robot cables
CAB-USB3-03-RB	3.5 m	
CAB-USB3-05-RB	5 m	
CAB-USB3-07-RB	7 m	

Note. Please make sure in advance that USB 3.0 cables operate correctly under your environment.

Mount Conversion Adapter	
Model	Applicable Model
CS-C-R	CS Mount Series

Tripod Mount	
Model	Applicable Model
TP-HCA *	STC-MCE/MBE132U3V, STC-MCA/MBA5MUSB3
TP-JVA	0.4M, 1.6M, 2.3M, 3.2M, 4M, 5M (M*S500/510U3V)
TP-JQA	7.1M, 8.9M, 12M, 12.3M, 20.4M

\* The tripod mount is screwed at two points on the lens side.

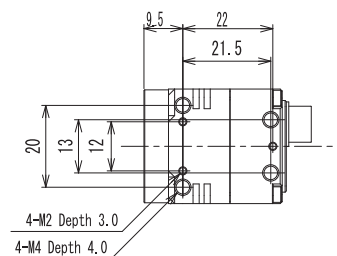
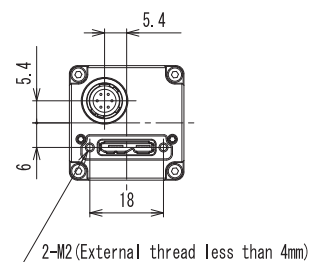
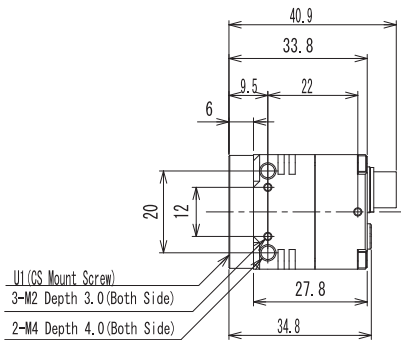
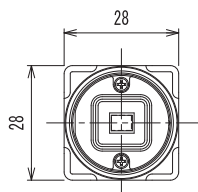
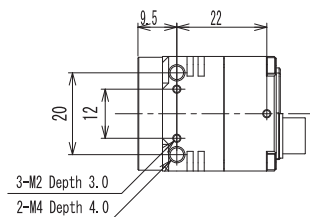
I/O Cables	
Model	Length
FJ-VSP2 3M	3 m
FJ-VSP2 5M	5 m
FJ-VSP2 10M	10 m

Note. Please connect the cables according to the external connector specifications prescribed in your camera's specification documents, for faulty wiring can cause failure.

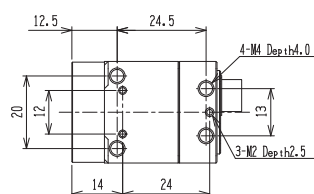
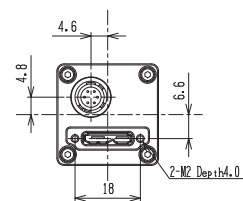
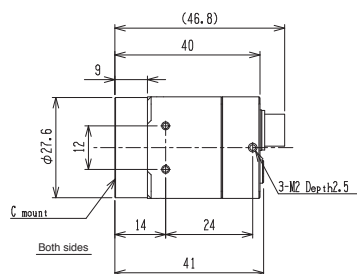
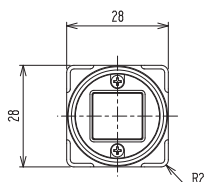
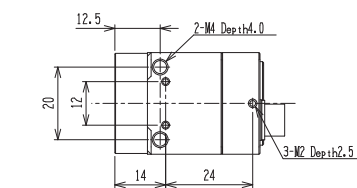
Note. Do not connect the shell, for doing so can cause failure or malfunction.

## Drawing dimension

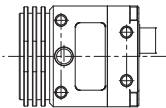
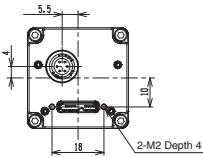
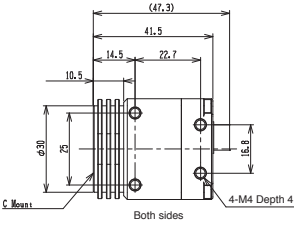
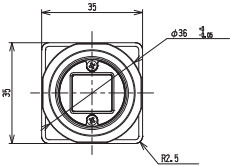
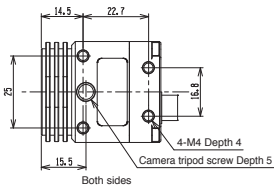
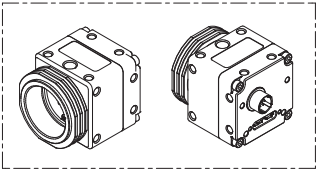
STC-MBE/MCE132U3V  
STC-MBA/MCA5MUSB3



STC-MBS/MCS43U3V  
STC-MBS/MCS163U3V  
STC-MBCM/MCCM401U3V(-NIR)  
STC-MBS/MCS241U3V  
STC-MBS/MCS231U3V  
STC-MBS/MCS312U3V(-SE)  
STC-MBS/MCS322U3V(-SE)  
STC-MBS/MCS500U3V(-SE)  
STC-MBS/MCS510U3V(-SE)




STC-MBS/MCS70BU3V  
 STC-MBS/MCS881U3V  
 STC-MBS/MCS891U3V  
 STC-MBS/MCS122BU3V  
 STC-MBS/MCS123BU3V  
 STC-MBS/MCS1242U3V  
 STC-MBS/MCS2041U3V





# USB3.0 Small Board Camera **NEW**

USB3.0



## Description

### USB3 Vision Small Board Camera

## Features

Small board camera that can be installed in spaces with limited depth

6.4 MP rolling shutter camera

Lens mount options: without mount, C mount, CS mount, or S mount

## Product Line-up

USB3 Vision board models (with rolling shutters)								
Model	Monochrome/Color	Resolution	Frame Rate	Effective Pixels (H × V)	Sensor Size	Cell Size (μm)	Sensor	Lens Mount
STC-BBS642U3V	Monochrome	6.4M	30fps	3072 × 2048	1/1.8	2.4×2.4	IMX178	---
STC-BCS642U3V	Color							C
STC-BBS642U3V-BC	Monochrome							CS
STC-BCS642U3V-BC	Color							S
STC-BBS642U3V-BCS	Monochrome							---
STC-BCS642U3V-BCS	Color							C
STC-BBS642U3V-BL	Monochrome							---
STC-BCS642U3V-BL	Color							C
STC-BBS1242U3V*	Monochrome	12M	24fps	4000 × 3000	1/1.7	1.85×1.85	IMX226	---
STC-BCS1242U3V*	Color							C
STC-BBS1242U3V-BC*	Monochrome							---
STC-BCS1242U3V-VC*	Color							C

\* Coming soon.

Note. JST's 04SUR-32 connector or equivalent wiring harness is separately needed to use I/O signals (camera equipped with BM04B-SURS-TF (JST) equivalent connector).

For details on pin arrangement, refer to product specification documents, available for download on our website (<https://sentech.co.jp/en/>).

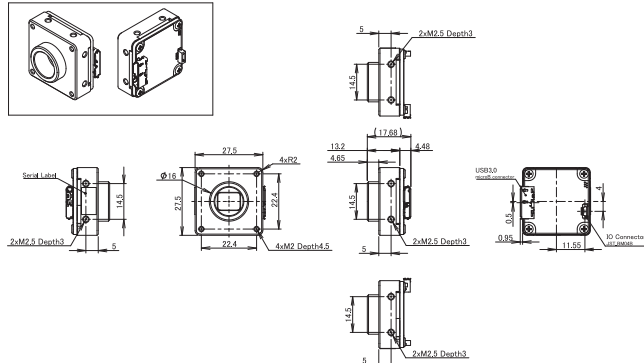

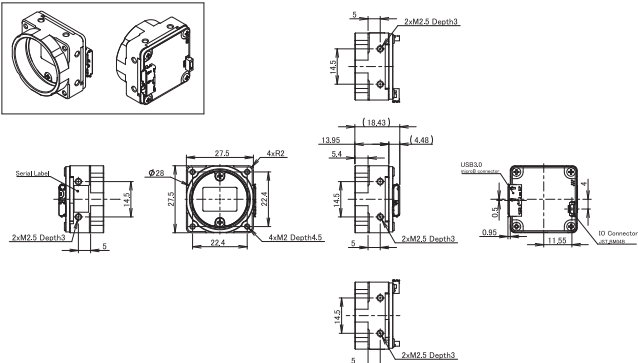
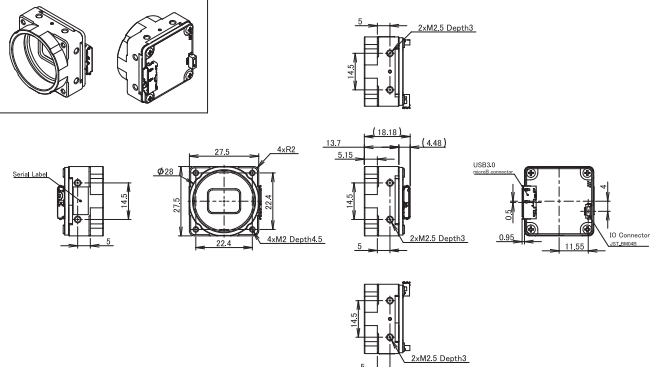

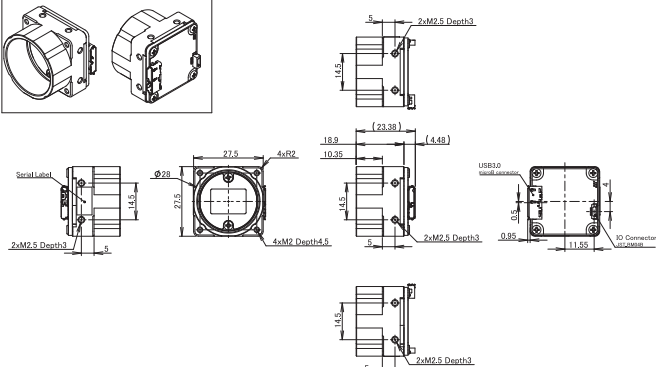
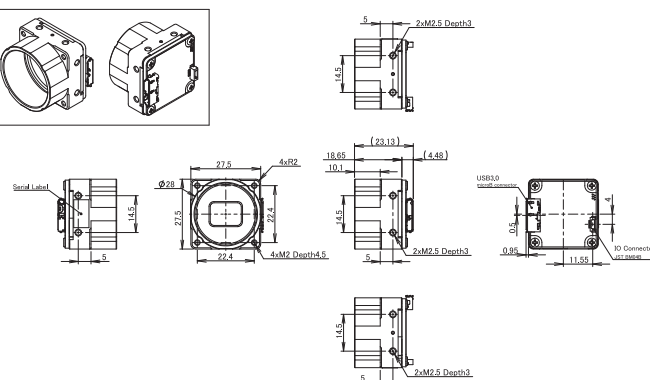
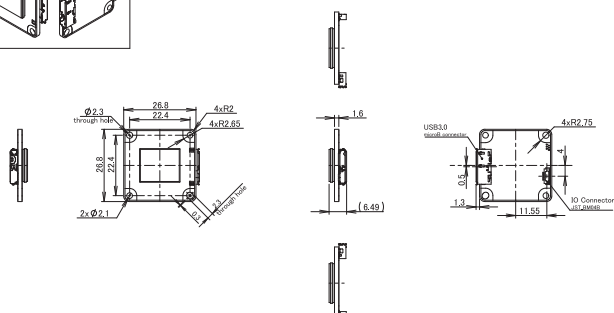
## Accessories

USB 3.0 Cables (USB 3.0 Micro-B, with Camera-Side Fastening Screws)		
Model	Length	Cable Type
CAB-USB3-02	2 m	Normal
CAB-USB3-03	3.5 m	
CAB-USB3-05	5 m	
CAB-USB3-07	7 m	
CAB-USB3-10	10 m	Normal high-transmission cables
CAB-USB3-02-RB	2 m	Robot cables
CAB-USB3-03-RB	3.5 m	
CAB-USB3-05-RB	5 m	
CAB-USB3-07-RB	7 m	

Note. Please make sure in advance that USB 3.0 cables operate correctly under your environment.

Mount Conversion Adapter	
Model	Applicable Model
CS-C-R	CS Mount Series

STC-BBS/BBC642U3V  
STC-BBS/BCS1242U3V



# USB3.0 Remote Head Camera

USB3.0



## Description

Ultra-compact USB3 Vision remote head camera

## Features

Remote sensor unit allows for compact head that can be installed in small spaces where installation was previously difficult

More durable cables

1.6 M models are S-mount cameras with heads connected by either 1 m or 2.5 m cables

## Product Line-up

Model	Monochrome/Color	Resolution	Frame Rate	Effective Pixels (H x V)	Sensor Size	Cell Size (μm)	Sensor	Lens Mount	General Specifications
STC-RBS163U3V-UM121	Monochrome	1.6M	238 fps	1440 × 1080	1/2.9	3.45 × 3.45	IMX273	S	Cable from top, cable length: 1 m
STC-RCS163U3V-UM121	Color								
STC-RBS163U3V-SM121	Monochrome								Cable from rear, cable length: 1 m
STC-RCS163U3V-SM121	Color								
STC-RBS163U3V-UM12	Monochrome								Cable from top, cable length: 2.5 m
STC-RCS163U3V-UM12	Color								
STC-RBS163U3V-SM12	Monochrome								Cable from rear, cable length: 2.5 m
STC-RCS163U3V-SM12	Color								

## Accessories

USB 3.0 Cables (USB 3.0 Micro-B, with Camera-Side Fastening Screws)		
Model	Length	Cable Type
CAB-USB3-02	2 m	Normal
CAB-USB3-03	3.5 m	
CAB-USB3-05	5 m	
CAB-USB3-07	7 m	
CAB-USB3-10	10 m	Normal high-transmission cables
CAB-USB3-02-RB	2 m	Robot cables
CAB-USB3-03-RB	3.5 m	
CAB-USB3-05-RB	5 m	
CAB-USB3-07-RB	7 m	

Note. Please make sure in advance that USB 3.0 cables operate correctly under your environment.

## S-Mount (M12 P0.5) Lens

Model	Applicable Model	General Specifications
CV0205C	S-mount models	f = 2.5 mm, 1/3", F2.0, 5 MP resolution
KVAB009		Lens fixing washer

I/O Cables	
Model	Length
FJ-VSP2 3M	3 m
FJ-VSP2 5M	5 m
FJ-VSP2 10M	10 m

Note. Please connect the cables according to the external connector specifications prescribed in your camera's specification documents, for faulty wiring can cause failure.

Note. Do not connect the shell, for doing so can cause failure or malfunction.





## Description

### High Speed CMOS CoaXPress Camera

## Features

Compact design with less depth allows for easy installation  
 Longer transmission distance than Camera Link cameras; supports PoCXP and therefore needs only one cable, reducing wiring  
 Good substitute for Camera Link

## Product Line-up

Model	Monochrome/Color	Resolution	Frame Rate	Effective Pixels (H x V)	Sensor Size	Cell Size (μm)	Sensor	Lens Mount	General Specifications
STC-MBS43CXP3	Monochrome	0.4M	523 fps	720 × 540	1/2.9	6.9 × 6.9	IMX287	C	PoCXP, 1-lane CXP3, cable from rear
STC-MCS43CXP3	Color								
STC-MBS163CXP6	Monochrome	1.6M	278 fps	1440 × 1080	1/2.9	3.45 × 3.45	IMX273	C	PoCXP, 1-lane CXP6, cable from rear
STC-MCS163CXP6	Color								
STC-MBS212CXP6	Monochrome	2M	239 fps	1624 × 1440	1/1.7	4.5 × 4.5	IMX422	C	PoCXP, 1-lane CXP6, cable from rear
STC-MCS212CXP6	Color								
STC-MBS322CXP6	Monochrome	3.2M	152 fps	2048 × 1536	1/1.8	3.45 × 3.45	IMX252	C	PoCXP, 1-lane CXP6, cable from rear
STC-MCS322CXP6	Color								
STC-CMB401CXP	Monochrome	4M	142.5 fps	2048 × 2048	1	5.5 × 5.5	CMV4000	C	PoCXP, 1-lane CXP6, cable from rear
STC-CMC401CXP	Color								
STC-MBS510CXP6	Monochrome	5M	98 fps	2448 × 2048	2/3	3.45 × 3.45	IMX250	C	PoCXP, 1-lane CXP6, cable from rear
STC-MCS510CXP6	Color								
STC-SBS510CXP62	Monochrome	5M	162 fps	2448 × 2048	2/3	3.45 × 3.45	IMX250	C	PoCXP, 2-lane CXP6, cable from rear
STC-SCS510CXP62	Color								
STC-MBS502CXP6	Monochrome	5.1M	103 fps	2448 × 2048	1/1.8	2.74 × 2.74	IMX547	C	PoCXP, 1-lane CXP6, cable from rear
STC-MCS502CXP6	Color								
STC-MBS800CXP6	Monochrome	8.1M	66 fps	2848 × 2840	2/3	2.74 × 2.74	IMX546	C	PoCXP, 1-lane CXP6, cable from rear
STC-MCS800CXP6	Color								
STC-CMB120ACXP	Monochrome	12M	186.9 fps	4096 × 3072	1.76	5.5 × 5.5	CMV12000	M42	PoCXP, 4-lane CXP6, cable from rear
STC-CMC120ACXP	Color								PoCXP, 4-lane CXP6, cable from rear
STC-CMB120ACXP-T	Monochrome								PoCXP, 4-lane CXP6, cable from top
STC-CMC120ACXP-T	Color								PoCXP, 4-lane CXP6, cable from top
STC-CMB120ACXP-F	Monochrome							F	PoCXP, 4-lane CXP6, cable from rear
STC-CMC120ACXP-F	Color								PoCXP, 4-lane CXP6, cable from rear
STC-CMB120ACXP-T-F	Monochrome								PoCXP, 4-lane CXP6, cable from top
STC-CMC120ACXP-T-F	Color								PoCXP, 4-lane CXP6, cable from top
STC-MBS1221CXP6	Monochrome	12.4M	44 fps	4096 × 3000	1.1	2.74 × 2.74	IMX545	C	PoCXP, 1-lane CXP6, cable from rear
STC-MCS1221CXP6	Color								
STC-SBS123BCXP62	Monochrome	12M	67 fps	4096 × 3000	1.1	3.45 × 3.45	IMX253	C	PoCXP, 2-lane CXP6, cable from rear
STC-SCS123BCXP62	Color								
STC-LBS162BCXP124	Monochrome	16.2M	158 fps	5320 × 3032	1.1	2.74 × 2.74	IMX532	C	PoCXP, 4-lane CXP12, cable from rear
STC-LCS162BCXP124	Color								PoCXP, 4-lane CXP12, cable from rear
STC-LBS162BCXP124-T	Monochrome								PoCXP, 4-lane CXP12, cable from top
STC-LCS162BCXP124-T	Color								PoCXP, 4-lane CXP12, cable from top

Go to the next page

Model	Monochrome/Color	Resolution	Frame Rate	Effective Pixels (H x V)	Sensor Size	Cell Size (μm)	Sensor	Lens Mount	General Specifications
STC-LBS204BCXP124	Monochrome	20.4M	109fps	4504×4504	1.1	2.74×2.74	IMX531	C	PoCXP, 4-lane CXP12, cable from rear
STC-LCS204BCXP124	Color								PoCXP, 4-lane CXP12, cable from top
STC-LBS204BCXP124-T	Monochrome								
STC-LCS204BCXP124-T	Color								
STC-LBS246CCXP124	Monochrome	24.6M	106fps	5320×4600	1.2	2.74×2.74	IMX530	C	PoCXP, 4-lane CXP12, cable from rear
STC-LCS246CCXP124	Color								PoCXP, 4-lane CXP12, cable from top
STC-LBS246CCXP124-T	Monochrome								
STC-LCS246CCXP124-T	Color								
STC-LBGP251BCXP124	Monochrome	25M	150fps	5120×5120	1.1	2.5×2.5	GMAX0505	C	PoCXP, 4-lane CXP12, cable from rear
STC-LCGP251BCXP124	Color								PoCXP, 4-lane CXP12, cable from top
STC-LBGP251BCXP124-T	Monochrome								
STC-LCGP251BCXP124-T	Color								

Note. STC-M□S43CXP3/-M□S163CXP6/-M□S212CXP6/-M□S322CXP6/-CM□401CXP/-M□S510CXP6/-M□S502CXP6/-M□S800CXP6/-M□S1221CXP6 support only PoCXP.  
Power cannot be supplied to these products from external power sources.

## Accessories

Mount Conversion Adapter		
Model	Applicable Model	General Specifications
M42-F-R	12M M42 Model	M42 P=1 FB=10 mm → F mount Conversion Adapter

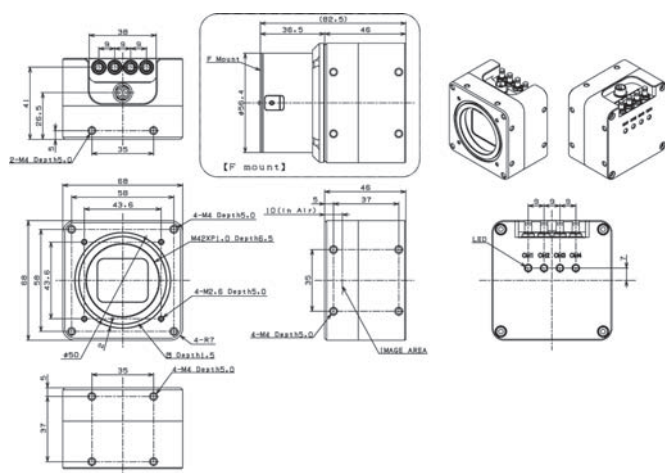
I/O Cables	
Model	Length
FJ-VSP2 3M	3 m
FJ-VSP2 5M	5 m
FJ-VSP2 10M	10 m

Note. Please connect the cables according to the external connector specifications prescribed in your camera's specification documents, for faulty wiring can cause failure.

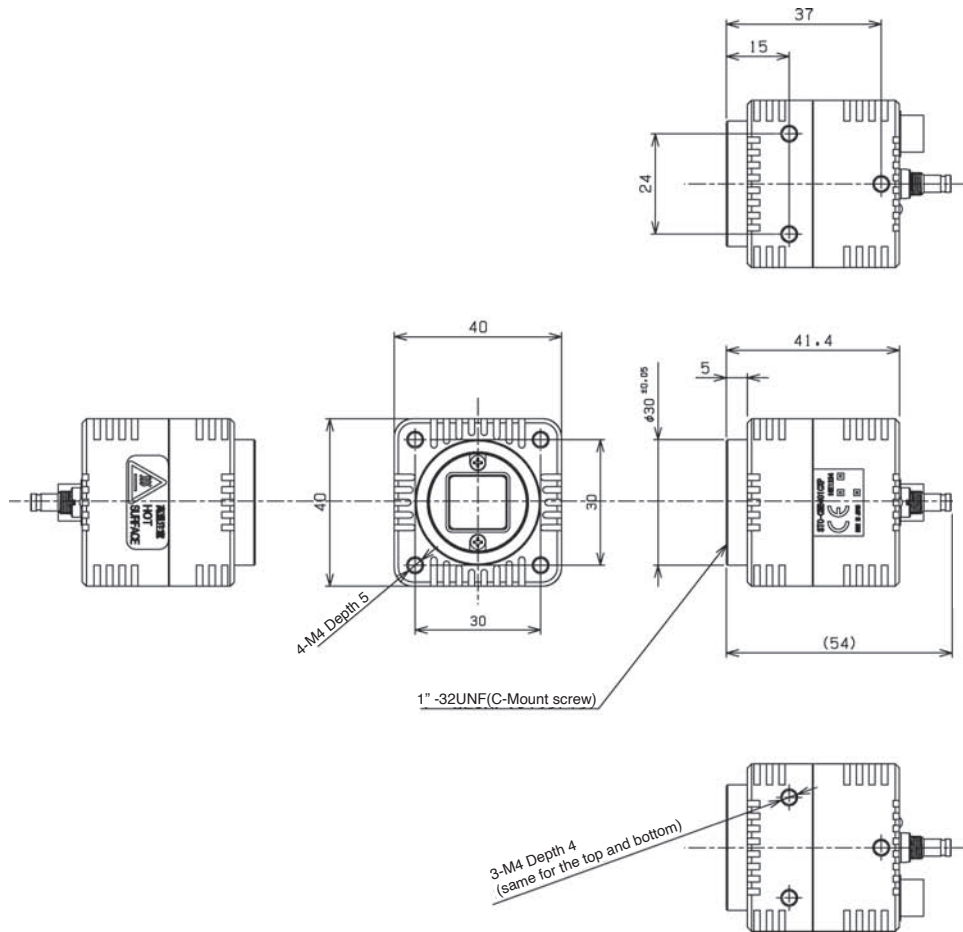
Note. Do not connect the shell, for doing so can cause failure or malfunction.  
Note. STC-S□S510CXP62/-CM□120ACXP/-S□S123BCXP62/-L□S162BCXP124/-L□S204BCXP124/-L□S246CCXP124/-L□GP251BCXP124 support both PoCXP and power supply from external power sources using I/O cables.

## Drawing dimension

STC-CMB/CMC120ACXP-T

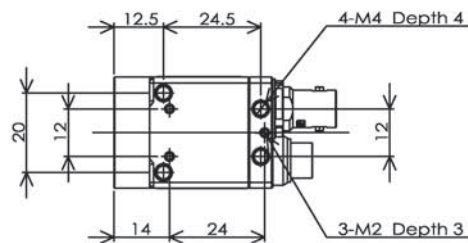
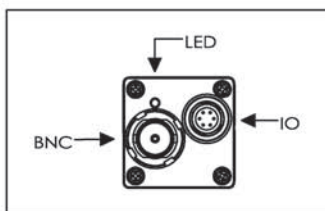
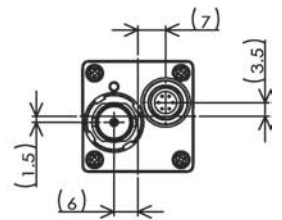
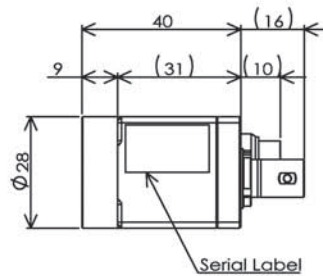
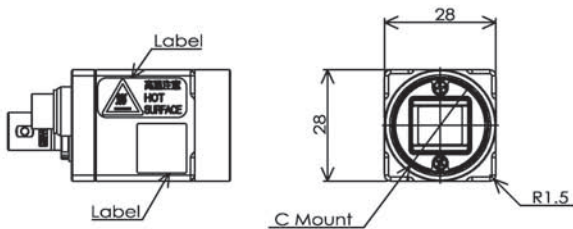
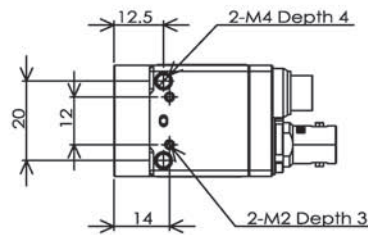
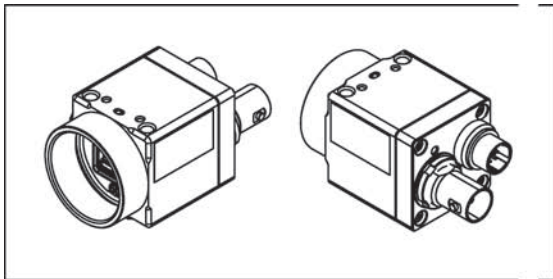




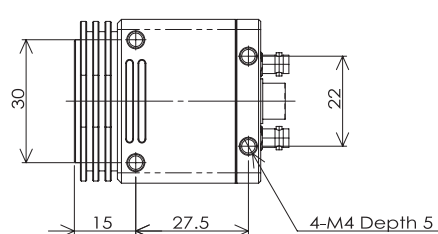
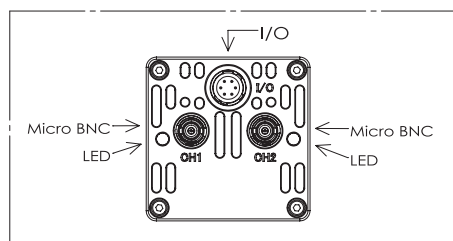
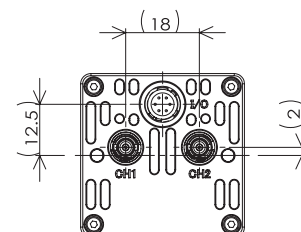
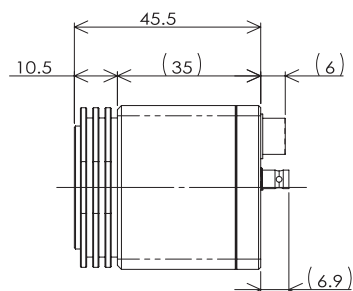
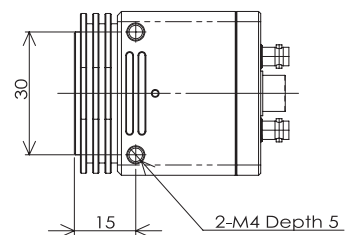
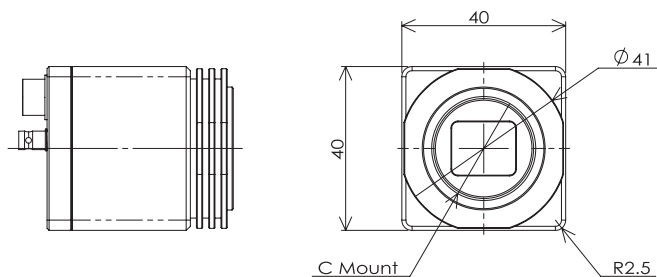
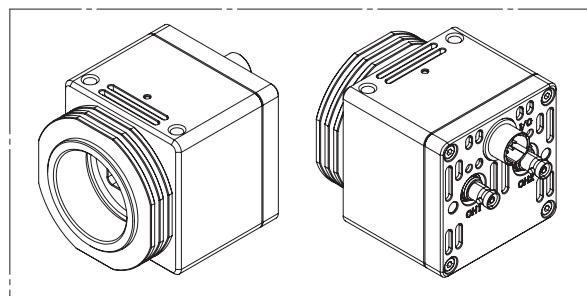


STC-MBS/MCS43CXP3  
STC-MBS/MCS163CXP6  
STC-MBS/MCS212CXP6  
STC-MBS/MCS322CXP6

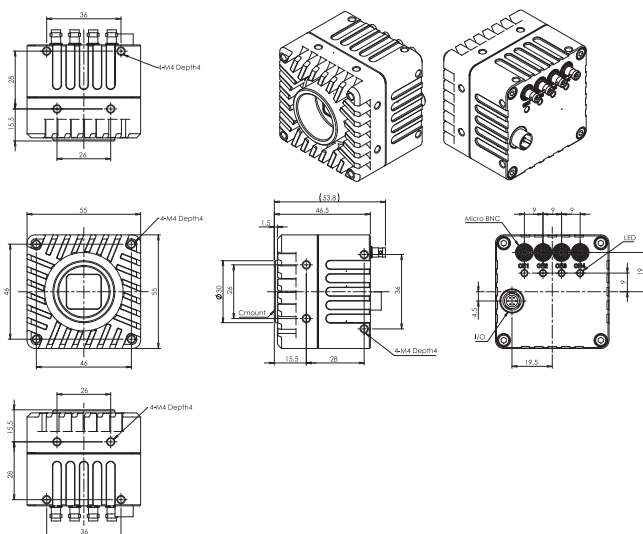
STC-MBS/MCS510CXP6  
STC-MBS/MCS800CXP6  
STC-MBS/MCS1221CXP6



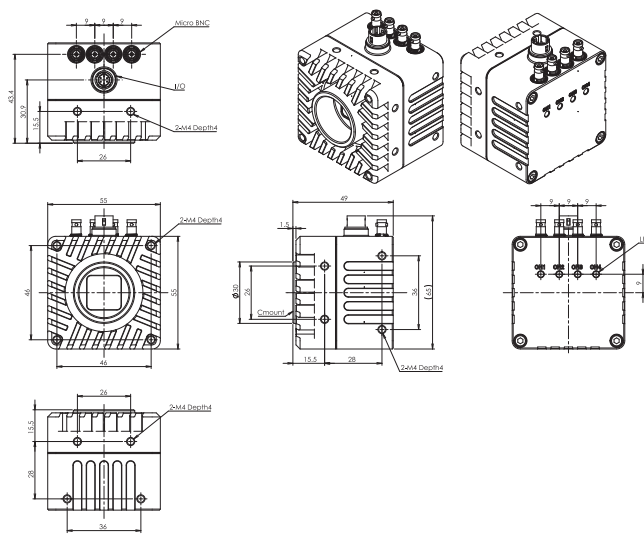
STC-SBS/SCS510CXP62  
STC-SBS/SCS123BCXP62



STC-LBS/LCS162BCXP124  
STC-LBS/LCS204BCXP124  
STC-LBS/LCS246CCXP124



STC-LBS/LCS162BCXP124-T  
STC-LBS/LCS204BCXP124-T  
STC-LBS/LCS246CCXP124-T





## Description

High Speed Opt-C: Link

## Features

Video capture resolution of 12MP@279 fps (40 Gbps models)  
Fiber-optic cable allows for noise resistance and longer cable distance

## Product Line-up

Model	Monochrome/Color	Resolution	Frame Rate	Effective Pixels (H × V)	Sensor Size	Cell Size (μm)	Sensor	Lens Mount	General Specifications	
STC-CMB120AOPT-F	Monochrome	12M	93.4 fps	4096 × 3072	1.76	5.5 × 5.5	CMV12000	F	External power supply, SFP+optical connector × 2	
STC-CMC120AOPT-F	Color									
STC-CMB120AOPQ	Monochrome		279 fps						M42	External power supply, QSFP+optical connector × 1 40 Gbps
STC-CMC120AOPQ	Color									
STC-CMB120AOPQ-F	Monochrome								F	External power supply, QSFP+optical connector × 1 40 Gbps
STC-CMC120AOPQ-F	Color									

Note. Supply power via power supply and I/O cable.

## Accessories

### Mount Conversion Adapter

Model	Applicable Model	General Specifications
M42-F-R	12M M42 Model	M42 P=1 FB=10 mm → F mount Conversion Adapter

### Power Supply and I/O Cables

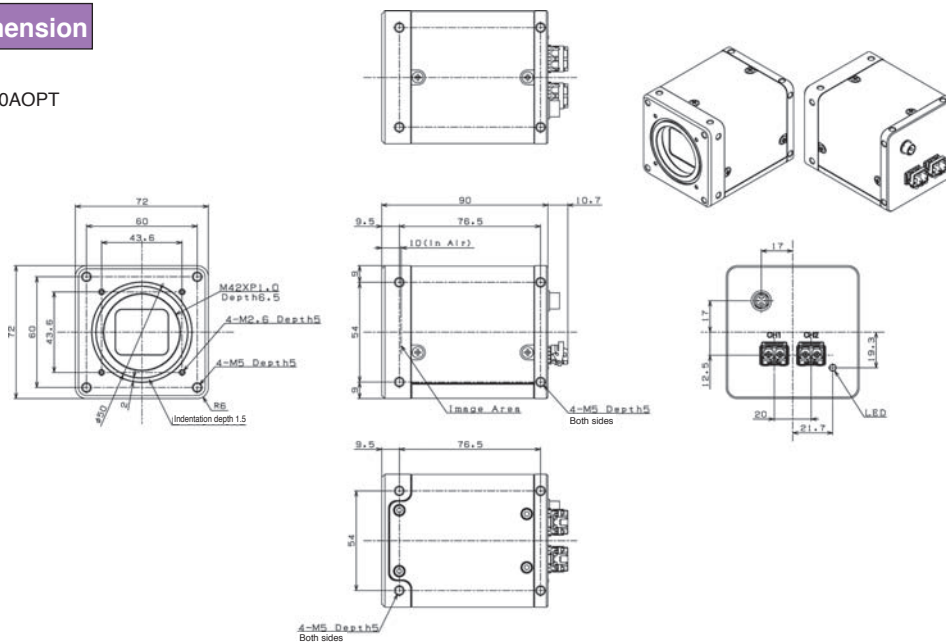
Model	Length
FJ-VSP2 3M	3 m
FJ-VSP2 5M	5 m
FJ-VSP2 10M	10 m

Note. Please connect the cables according to the external connector specifications prescribed in your camera's specification documents, for faulty wiring can cause failure.

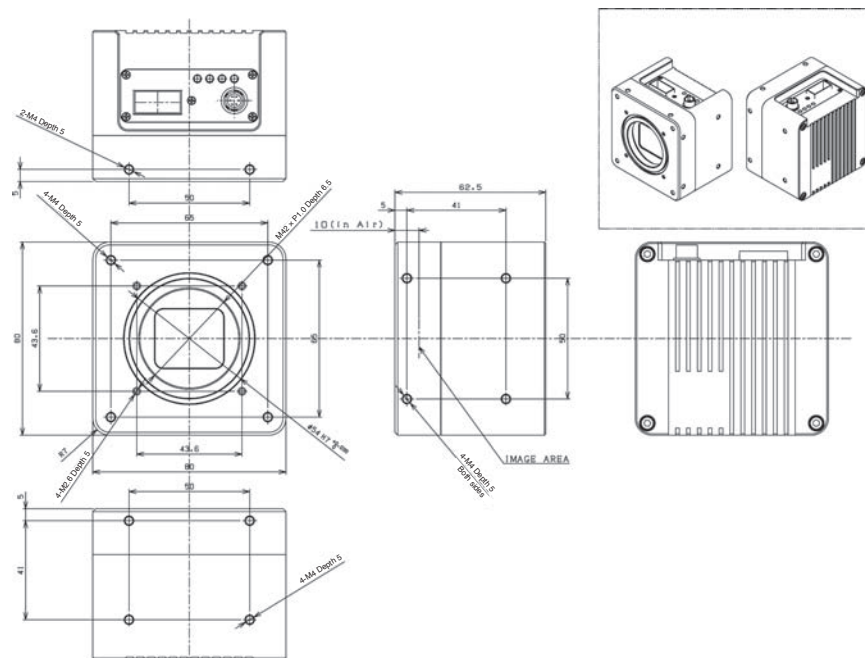
Note. Do not connect the shell, for doing so can cause failure or malfunction.

## Drawing dimension

STC-CMB/CMC120AOPT



STC-CMB(C)120AOPQ



# Camera Link CMOS



## Description

### High Speed CMOS Camera Link Series

## Features

Extensive lineup of 0.4-25 MP products

New 25 MP C-mount model with 35 mm square casing added to lineup

Compact high-resolution cameras that can be installed in small spaces

## Product Line-up

Model	Monochrome/Color	Resolution	Frame Rate	Effective Pixels (H x V)	Sensor Size	Cell Size (μm)	Sensor	Lens Mount	General Specifications
STC-SPB43PCL	Monochrome	0.4M	523.6 fps	720 × 540	1/2.9	6.9 × 6.9	IMX287	C	PoCL, automatically switched, SDR connector × 1
STC-SPC43PCL	Color								
STC-SPB52PCL	Monochrome	0.5M	166.5 fps	810 × 620	1/1.7	9 × 9	IMX433	C	PoCL, automatically switched, SDR connector × 2
STC-SPC52PCL	Color								
STC-SPB163PCL	Monochrome	1.6M	155 fps	1440 × 1080	1/2.9	3.45 × 3.45	IMX273	C	PoCL, automatically switched, SDR connector × 1
STC-SPC163PCL	Color								
STC-SPB202PCL	Monochrome	2M	89.1 fps	1620 × 1240	1/1.7	4.5 × 4.5	IMX430	C	PoCL, automatically switched, SDR connector × 2
STC-SPC202PCL	Color								
STC-CMB200PCL	Monochrome	2M	333.3 fps	2048 × 1088	2/3	5.5 × 5.5	CMV2000	C	PoCL, automatically switched, SDR connector × 2
STC-CMC200PCL	Color								
STC-CMB200PCL-NIR	Monochrome NIR								
STC-SPB312PCL	Monochrome	3.2M	55.4 fps	2048 × 1536	1/1.8	3.45 × 3.45	IMX265	C	PoCL, automatically switched, SDR connector × 1
STC-SPC312PCL	Color								
STC-SPB322PCL	Monochrome	3.2M	216.2 fps	2048 × 1536	1/1.8	3.45 × 3.45	IMX252	C	PoCL, automatically switched, SDR connector × 2
STC-SPC322PCL	Color								
STC-CMB401PCL	Monochrome	4M	179.2 fps	2048 × 2048	1	5.5 × 5.5	CMV4000	C	PoCL, automatically switched, SDR connector × 2
STC-CMC401PCL	Color								
STC-CMB401PCL-NIR	Monochrome NIR								
STC-APB503PCL	Monochrome	5M	14 fps	2592 × 1944	1/2.5	2.2 × 2.2	MT9P031	C	PoCL, automatically switched, SDR connector × 1
STC-APC503PCL	Color								
STC-SPB500PCL	Monochrome	5M	35.7 fps	2448 × 2048	2/3	3.45 × 3.45	IMX264	C	PoCL, automatically switched, SDR connector × 1
STC-SPC500PCL	Color								
STC-SPB510PCL	Monochrome	5M	163.4 fps	2448 × 2048	2/3	3.45 × 3.45	IMX250	C	PoCL, automatically switched, SDR connector × 2
STC-SPC510PCL	Color								
STC-SPB881PCL	Monochrome	8.9M	20.6 fps	4096 × 2160	1	3.45 × 3.45	IMX267	C	PoCL, automatically switched, SDR connector × 1
STC-SPC881PCL	Color								
STC-SPB891PCL	Monochrome	8.9M	91.9 fps	4096 × 2160	1	3.45 × 3.45	IMX255	C	PoCL, automatically switched, SDR connector × 2
STC-SPC891PCL	Color								
STC-SPB122BPCL	Monochrome	12.3M	15 fps	4096 × 3000	1.1	3.45 × 3.45	IMX304	C	PoCL, automatically switched, SDR connector × 1
STC-SPC122BPCL	Color								
STC-SPB123BPCL	Monochrome	12.3M	66.9 fps	4096 × 3000	1.1	3.45 × 3.45	IMX253	C	PoCL, automatically switched, SDR connector × 2
STC-SPC123BPCL	Color								

Go to the next page

Model	Monochrome/Color	Resolution	Frame Rate	Effective Pixels (H x V)	Sensor Size	Cell Size (μm)	Sensor	Lens Mount	General Specifications
STC-OSB250CL	Monochrome	25M	31.8 fps	5120 × 5120	APS-H (32.6 mm diagonal)	4.5 × 4.5	PYTHON 25K	M42	PoCL not supported SDR connector × 2
STC-OSC250CL	Color								
STC-OSB250CL-F	Monochrome							F	PoCL not supported SDR connector × 2
STC-OSC250CL-F	Color								
STC-GPB250BPCL	Monochrome	25M	30.72 fps	5120 × 5120	1.1	2.5 × 2.5	GMAX5050	C	PoCL, automatically switched, SDR connector × 2
STC-GPC250BPCL	Color								

Note. Supply power via PoCL or power supply and I/O cable.

## Accessories

Mount Conversion Adapter		
Model	Applicable Model	General Specifications
M42-F-R	12M, 25M M42 Model	M42 P=1 FB=10 mm → F mount Conversion Adapter

Tripod Mount	
Model	Applicable Model
TP-JQA	2M (CM*200PCL), 3.2M, 4M, 5M (SP*500/510PCL), 8.9M, 12.3M, 25M (GP*250BPCL)
TP-HCA	SPB/SPC43, 52, 163, 202PCL

Power Supply and I/O Cables	
Model	Length
FJ-VSP2 3M	3 m
FJ-VSP2 5M	5 m
FJ-VSP2 10M	10 m

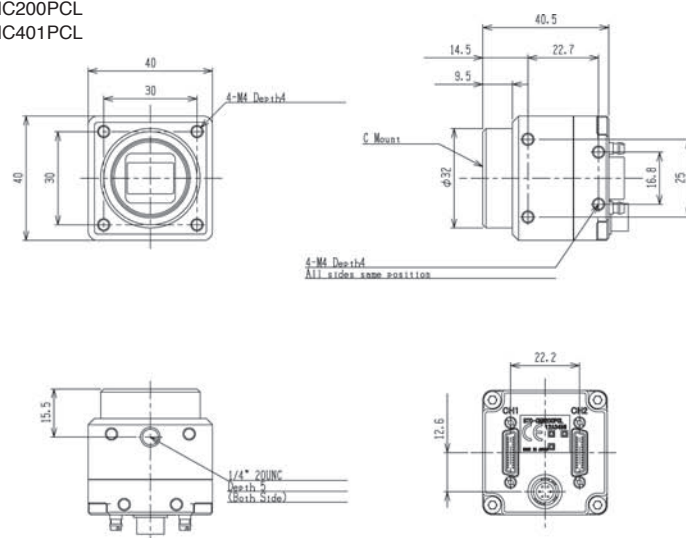
Note. Please connect the cables according to the external connector specifications prescribed in your camera's specification documents, for faulty wiring can cause failure.

Note. Do not connect the shell, for doing so can cause failure or malfunction.

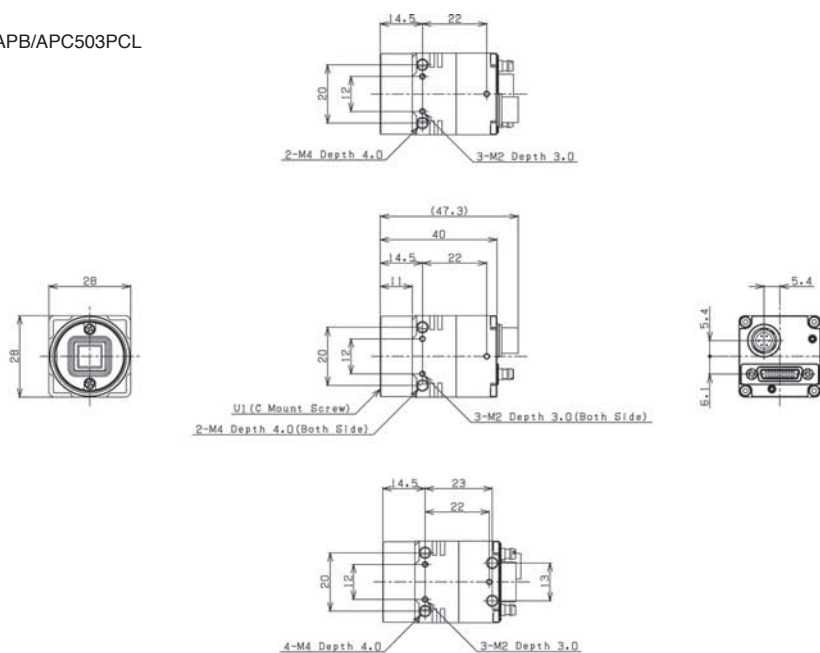


## Drawing dimension

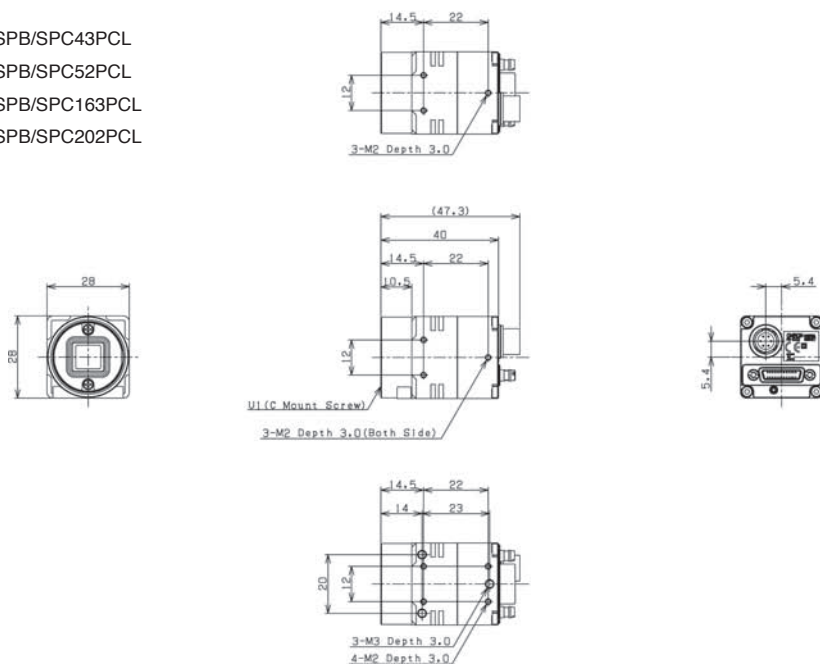
STC-CMB/CMC200PCL  
STC-CMB/CMC401PCL



STC-APB/APC503PCL

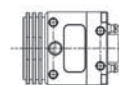
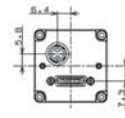
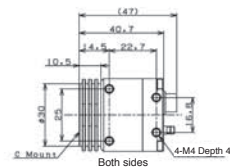
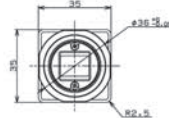
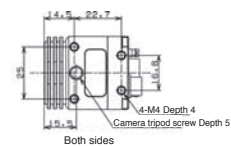
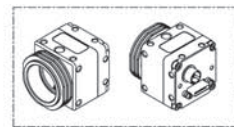
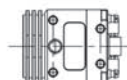
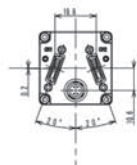
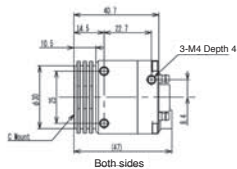
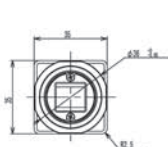
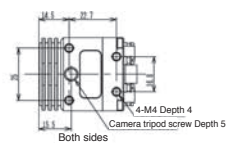
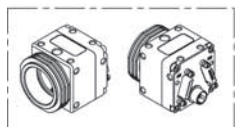


STC-SPB/SPC43PCL  
STC-SPB/SPC52PCL  
STC-SPB/SPC163PCL  
STC-SPB/SPC202PCL

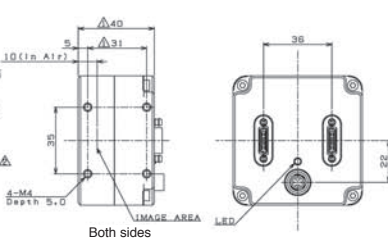
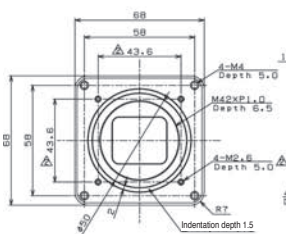
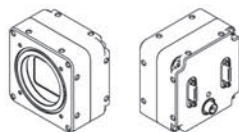
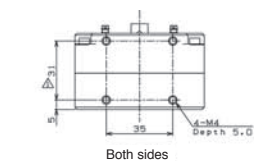


## Drawing dimension

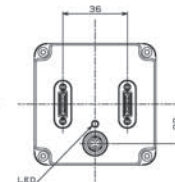
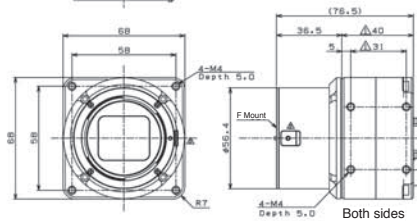
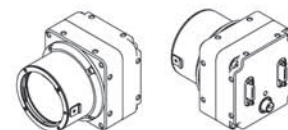
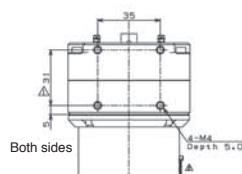
STC-SPB/SPC322PCL  
STC-SPB/SPC510PCL  
STC-SPB/SPC891PCL  
STC-SPB/SPC123BPCL  
STC-GPB/GPC250BPCL



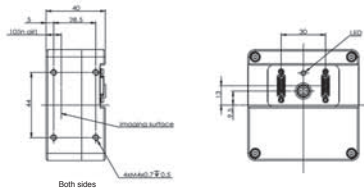
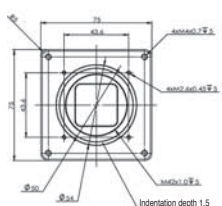
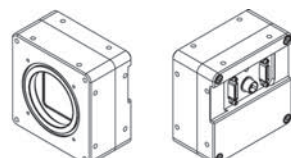
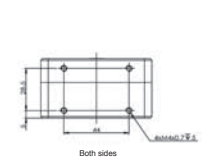
STC-CMB/CMC120APCL



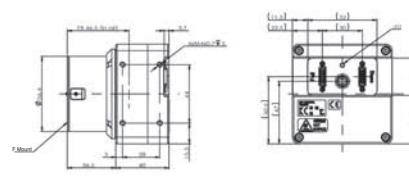
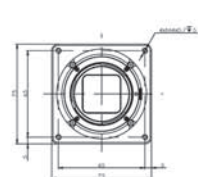
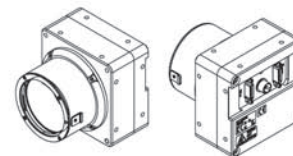
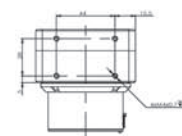
STC-CMB/CMC120APCL-F



STC-OSB/OSC250CL



STC-OSB/OSC250CL-F



## Camera Link Remote Head Camera



### Description

Ultra-compact remote head Camera Link camera

### Features

Remote sensor unit allows for compact head that can be installed in small spaces where installation was previously difficult

More durable cables

S-mount model with remote head connected by 2.5 m cable

### Product Line-up

Model	Monochrome/Color	Resolution	Frame Rate	Effective Pixels (H × V)	Sensor Size	Cell Size (μm)	Sensor	Lens Mount	General Specifications
STC-RBS43PCL-SM12	Monochrome	0.4M	523.6 fps	720 × 540	1/2.9	6.9 × 6.9	IMX287	S	PoCL, automatically switched, SDR connector × 1 Cable from rear, cable length: 2.5 m
STC-RCS43PCL-SM12	Color								
STC-RBS43PCL-UM12	Monochrome								PoCL, automatically switched, SDR connector × 1 Cable from top, cable length: 2.5 m
STC-RCS43PCL-UM12	Color								
STC-RBS163PCL-SM12	Monochrome	1.6M	236.3 fps	1440 × 1080	1/2.9	3.45 × 3.45	IMX273	S	PoCL, automatically switched, SDR connector × 1 Cable from rear, cable length: 2.5 m
STC-RCS163PCL-SM12	Color								
STC-RBS163PCL-UM12	Monochrome								PoCL, automatically switched, SDR connector × 1 Cable from top, cable length: 2.5 m
STC-RCS163PCL-UM12	Color								

Note. Supply power via PoCL or power supply and I/O cable.

### S-Mount (M12 P0.5) Lens

Model	Applicable Model	General Specifications
CV0205C	S-mount models	f = 2.5 mm, 1/3", F2.0, 5 MP resolution
KVAB009		Lens fixing washer

### Accessories

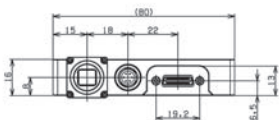
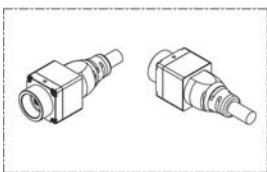
Power Supply and I/O Cables	
Model	Length
FJ-VSP2 3M	3 m
FJ-VSP2 5M	5 m
FJ-VSP2 10M	10 m

Note. Please connect the cables according to the external connector specifications prescribed in your camera's specification documents, for faulty wiring can cause failure.

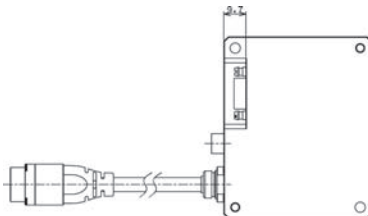
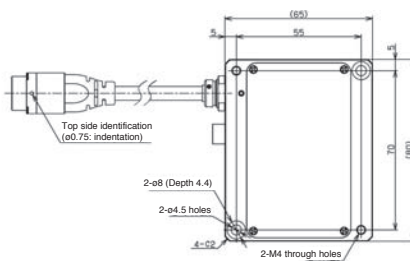
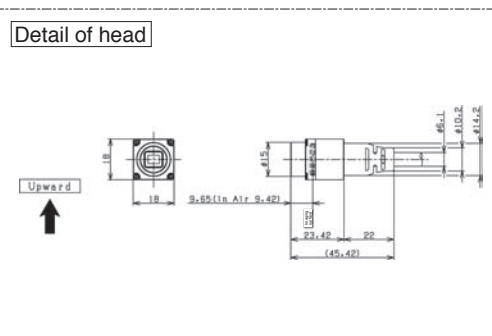
Note. Do not connect the shell, for doing so can cause failure or malfunction.

## Drawing dimension

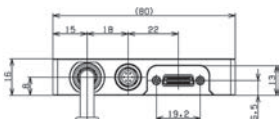
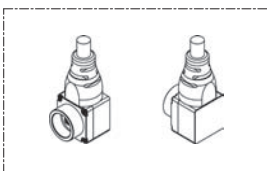
STC-RBS/RCS43PCL-SM12  
STC-RBS/RCS163PCL-SM12



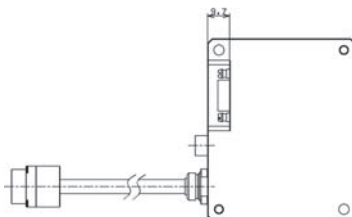
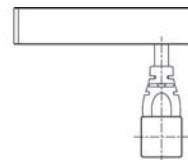
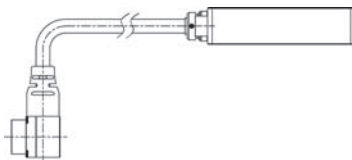
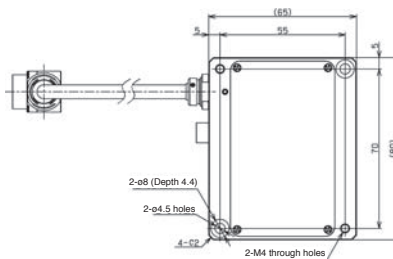
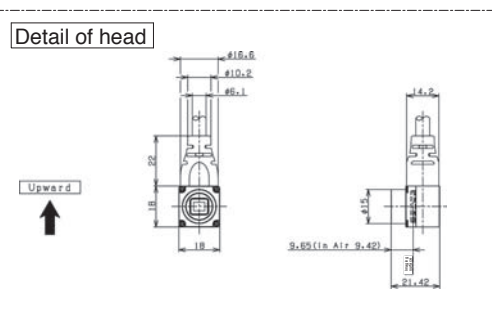
Upward



STC-RBS/RCS43PCL-UM12  
STC-RBS/RCS163PCL-UM12



Upward



# Camera Link Line Scanning Camera



## Description

### Camera Link Line Scanning Camera

## Features

2K-16K models with high-speed CMOS sensor

A rich assortment of features including FFC and ROI;

compact case designed for easy installation

Equipped with MDR Camera Link connector

## Product Line-up

Model	Monochrome/Color	Resolution	Line Rate	Pixel size	Sensor	Sensor Type	Lens Mount
FS-B2KU7CLU-C	Monochrome	2048 × 1	80 kHz	7 μm	DR-2K-7	Single	C
FS-B2KU7CLU-F							F
FS-B2KU7CLU-M42							M42
FS-B4KU7CLU-F		4096 × 1		7 μm	DR-4K-7	Single	F
FS-B4KU7CLU-M42							M42
FS-B4KU35CLU-C		4096 × 1		3.5 μm	DR-4K-3.5	Single	C
FS-B4KU35CLU-F							F
FS-B4KU35CLU-M42							M42
FS-B8KU7CLU-M72		8192 × 1		7 μm	DR-8K-7	Single	M72
FS-B8KU35CLU-F		8192 × 1		3.5 μm	DR-8K-3.5	Single	F
FS-B8KU35CLU-M42							M42
FS-B16KU35CLU-M72		16384 × 1	40 kHz	3.5 μm	DR-16K-3.5	Single	M72
FS-B2KU7DCLU-C	2048 × 2	160 kHz	7 μm	DR-2 × 2K-7-inver	Dual	C	
FS-B2KU7DCLU-F						F	
FS-B2KU7DCLU-M42						M42	
FS-B4KU7DCLU-F		4096 × 2	160 kHz	7 μm	DR-2 × 4K-7-inver	Dual	F
FS-B4KU7DCLU-M42							M42
FS-B8KU7DCLU-M72		8192 × 2	80 kHz	7 μm	DR-2 × 8K-7	Dual	M72
FS-C2KU7DCLU-C		Color	2048 × 2	80 kHz	7 μm	DR-2 × 2K-7-inver-RGB	Dual
FS-C2KU7DCLU-F	F						
FS-C2KU7DCLU-M42	M42						
FS-C4KU7DCLU-F	4096 × 2		80 kHz	7 μm	DR-2 × 4K-7-inver-RGB	Dual	F
FS-C4KU7DCLU-M42							M42
FS-C8KU7DCLU-M72	8192 × 2		40.5 kHz	7 μm	DR-2 × 8K-7-RGB	Dual	M72

Note. Supply power via power supply and I/O cable (PoCL not supported).

## Accessories

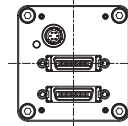
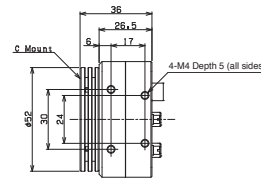
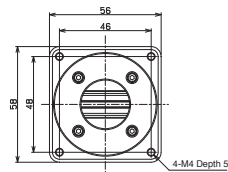
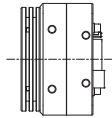
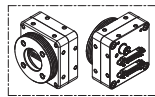
Power Supply and I/O Cables	
Model	Length
FJ-VSP2 3M	3 m
FJ-VSP2 5M	5 m
FJ-VSP2 10M	10 m

Note. Please connect the cables according to the external connector specifications prescribed in your camera's specification documents, for faulty wiring can cause failure.

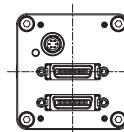
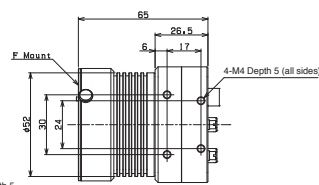
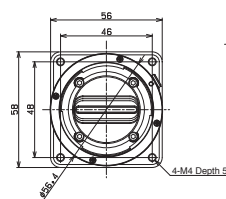
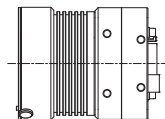
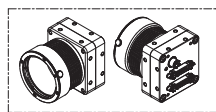
Note. Do not connect the shell, for doing so can cause failure or malfunction.

## Drawing dimension

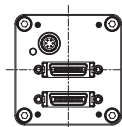
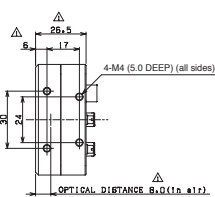
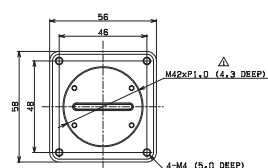
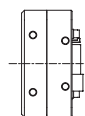
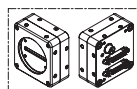
C Mount (2K/4K)



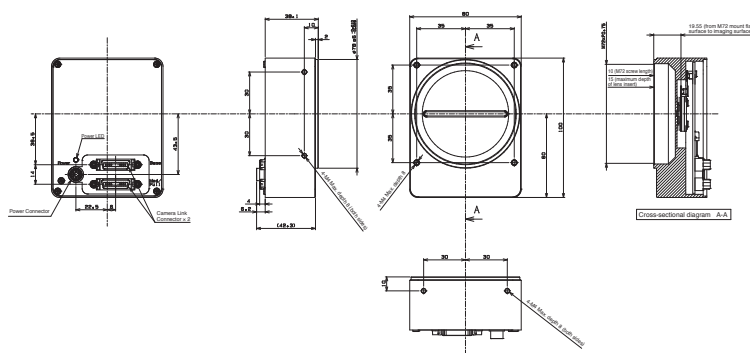
F Mount (2K/4K/8K)



M42 Mount (2K/4K/8K)



M72 Mount (8K/16K)







## Description

Wide-band SWIR camera

## Features

Equipped with IMX991 or IMX990 with sensitivity of 400 to 1,700 nm  
0.3 MP or 1.3 MP resolution, and GigE Vision, Camera Link, or  
USB3 Vision interface

Efficient heat dissipation with built-in Peltier element

## Product Line-up

Model	Capable bandwidth	Monochrome/Color	Resolution	Frame Rate	Effective Pixels (H x V)	Sensor Size	Cell Size (μm)	Sensor	Lens Mount	General Specifications
STC-LBS34POE-SWIR	400 - 1,700 nm	Monochrome	0.3M	242 fps	656 × 520	1/4	5 × 5	IMX991	C	GigE Vision PoE supported
STC-LBS132POE-SWIR		Monochrome	1.3M	84 fps	1280 × 1024	1/2		IMX990		
STC-LBS34CL-SWIR *	400 - 1,700 nm	Monochrome	0.3M	258 fps	656 × 520	1/4	5 × 5	IMX991	C	CameraLink PoCL not supported
STC-LBS132CL-SWIR *		Monochrome	1.3M	134 fps	1280 × 1024	1/2		IMX990		
STC-LBS34U3V-SWIR *	400 - 1,700 nm	Monochrome	0.3M	258 fps	656 × 520	1/4	5 × 5	IMX991	C	USB3 Vision
STC-LBS132U3V-SWIR *		Monochrome	1.3M	134 fps	1280 × 1024	1/2		IMX990		

Note. Supply power to GigE Vision model via PoE or power supply and I/O cable. PoE NIC or Ethernet switch separately needed to supply power via PoE.

Note. Supply power to Camera Link or USB3 Vision model via power supply and I/O cable.

\* Coming soon.

## Accessories

Screw-Fastened GigE Cables		
Model	Length	Cable Type
CAB-GE-02-RBH	2 m	Bending resistance cables
CAB-GE-03-RBH	3 m	
CAB-GE-05-RBH	5 m	
CAB-GE-10-RBH	10 m	
CAB-GE-20-RBH	20 m	
CAB-GE-40-RBH	40 m	
CAB-GE-02-RBX	2 m	Super bending resistance cables
CAB-GE-03-RBX	3 m	
CAB-GE-05-RBX	5 m	
CAB-GE-10-RBX	10 m	
CAB-GE-20-RBX	20 m	
CAB-GE-40-RBX	40 m	

Power Supply and I/O Cables	
Model	Length
FJ-VSP2 3M	3 m
FJ-VSP2 5M	5 m
FJ-VSP2 10M	10 m

Note. Please connect the cables according to the external connector specifications prescribed in your camera's specification documents, for faulty wiring can cause failure.

Note. Connect the shell of the GigE Vision model to FG.

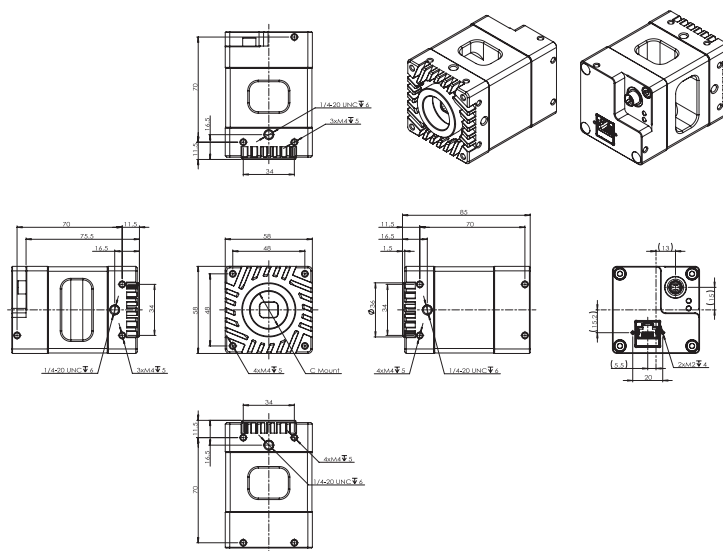
Do not connect the shell of the Camera Link or USB3 Vision model. Doing so can cause failure or malfunction.

USB 3.0 Cables (USB 3.0 Micro-B, with Camera-Side Fastening Screws)		
Model	Length	Cable Type
CAB-USB3-02	2 m	Normal
CAB-USB3-03	3.5 m	
CAB-USB3-05	5 m	
CAB-USB3-07	7 m	
CAB-USB3-10	10 m	Normal high-transmission cables
CAB-USB3-02-RB	2 m	Robot cables
CAB-USB3-03-RB	3.5 m	
CAB-USB3-05-RB	5 m	
CAB-USB3-07-RB	7 m	

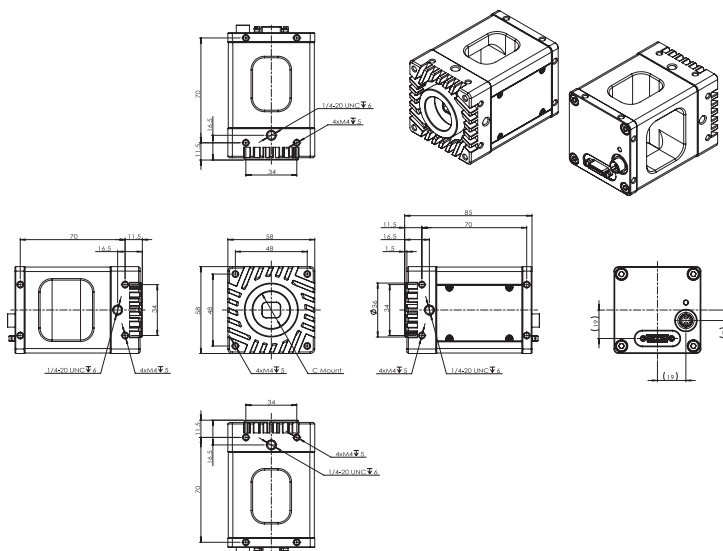
Note. Please make sure in advance that USB 3.0 cables operate correctly under your environment.

## Drawing dimension

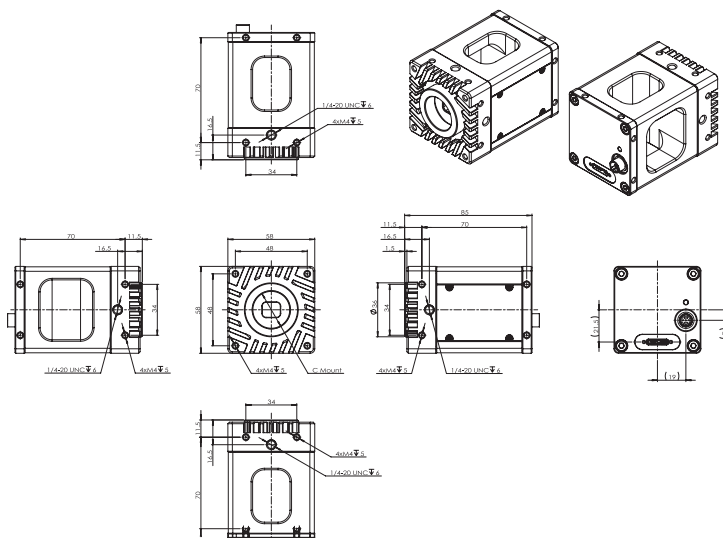
### GigE Vision



### Camera Link



### USB3 Vision



# 4K HDMI Camera



## Description

HDMI Output 4K Color Camera

## Features

4K video output; 120 fps output available in Full HD mode (1080P 120 fps monitor)  
Can be used without a PC, allowing users to affordably build observation systems, etc.

## Product Line-up

Model	Monochrome/Color	Resolution	Frame Rate	Effective Pixels (H × V)	Sensor Size	Cell Size (μm)	Sensor	Lens Mount
STC-HD853HDMI	Color	2160P	60 fps	3840 × 2160	1/2.5	1.62 × 1.62	IMX274	C

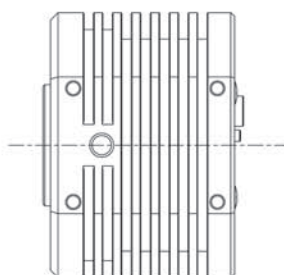
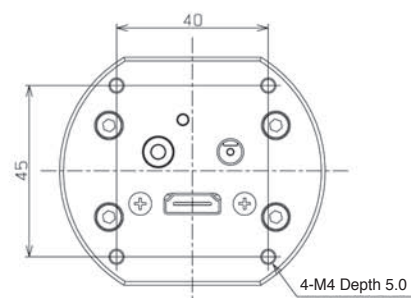
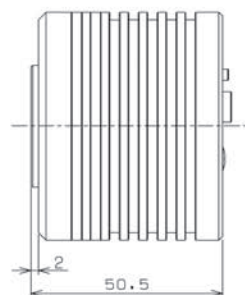
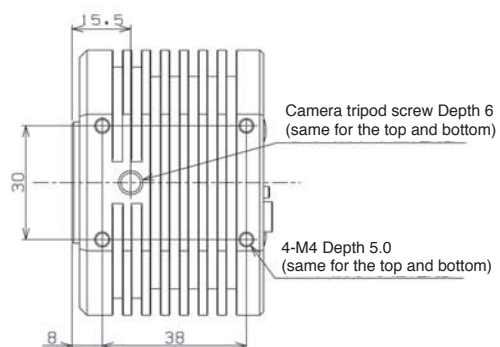
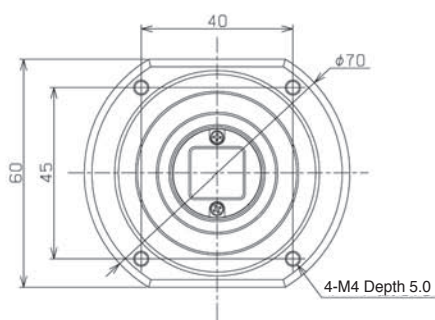
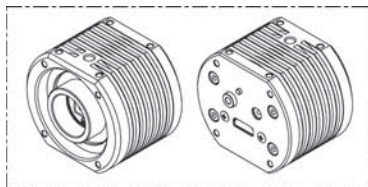
## Accessories

Remote Control Unit		
Model	Applicable Model	General Specifications
RC-HD133	HDMI/DVI/SDI	ø3.5 stereo pin jack

HDMI/DVI/SDI

## Drawing dimension

STC-HD853HDMI



## HD High-Definition Camera



### Description

#### DVI Output Color Camera

### Features

Connect directly to monitor with HDMI connector to build observing system without PC

Use of optional remote unit enables crosshair and shadow masks to be displayed on screen

Power input socket equipped with connector lock mechanism to keep power cable firmly in place (supported connector required)

Two types of models available: standard models with memory and models without memory

### Product Line-up

Model	Monochrome/Color	Resolution	Frame Rate	Effective Pixels (H × V)	Sensor Size	Cell Size (μm)	Sensor	Lens Mount	General Specifications
STC-HD213DV	Color	1080P/1080i	60 fps	1920 × 1080	1/2.8	2.9 × 2.9	IMX291	C	With memory
STC-HD213DV-CS								CS	
STC-HD213DVN	Color	1080P/1080i	60 fps	1920 × 1080	1/2.8	2.9 × 2.9	IMX291	C	No memory
STC-HD213DVN-B								C	
STC-HD213DVN-CS								CS	

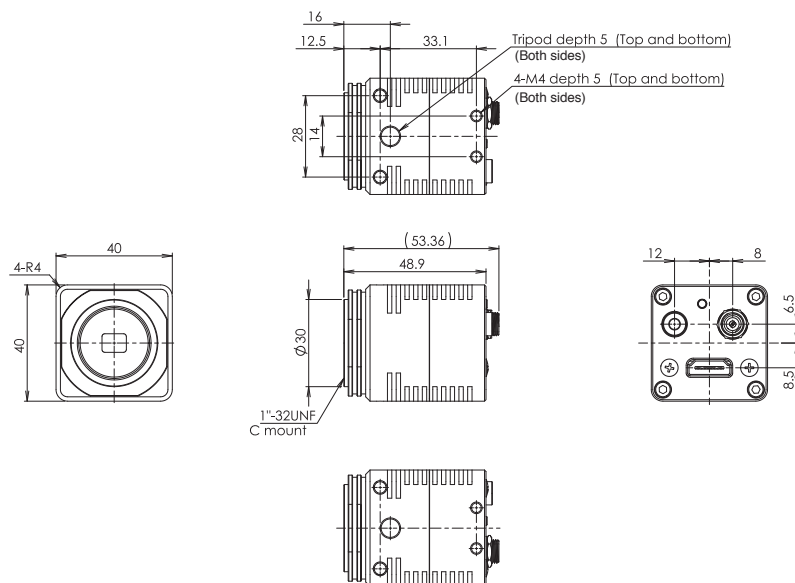
### Accessories

Mount Conversion Adapter		
Model	Applicable Model	General Specifications
CS-C-R	CS Mount Series	

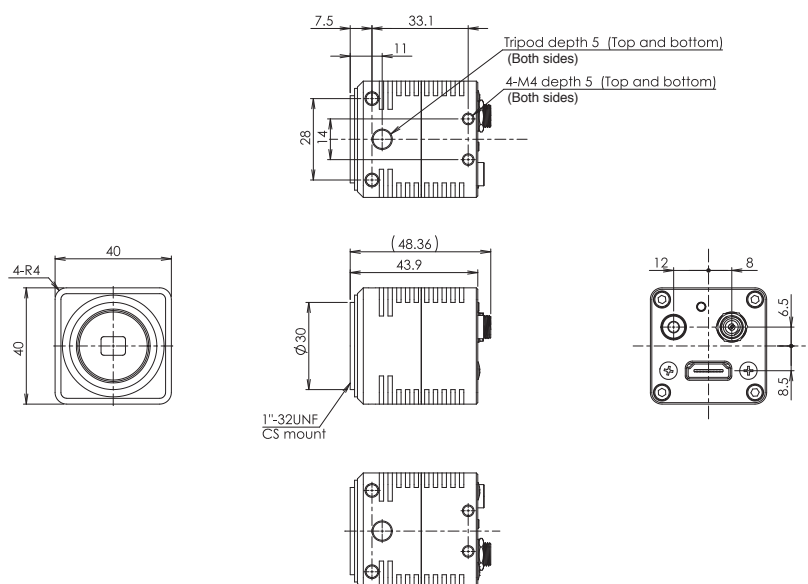
Remote Control Unit		
Model	Applicable Model	General Specifications
RC-HD133	HDMI/DVI/SDI	ø3.5 stereo pin jack

## Drawing dimension

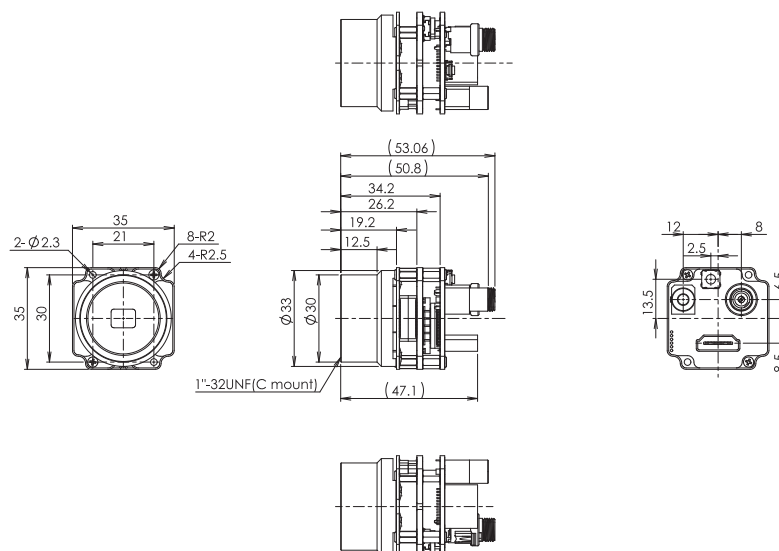
STC-HD213DV  
STC-HD213DVN



STC-HD213DV-CS  
STC-HD213DVN-CS



STC-HD213DVN-B



## HD-SDI HD Camera



### Description

#### HD-SDI Output Color Camera

### Features

Connect directly to monitor with versatile BNC connector

Suitable for long distance image transmission

Use of optional remote unit enables crosshair and shadow masks to be displayed on screen

Power input socket equipped with connector lock mechanism to keep power cable firmly in place (supported connector required)

Two types of models available: standard models with memory and models without memory

### Product Line-up

Model	Monochrome/Color	Resolution	Frame Rate	Effective Pixels (H × V)	Sensor Size	Cell Size (μm)	Sensor	Lens Mount	General Specifications
STC-HD213SDI	Color	1080P/1080i	60 fps	1920 × 1080	1/2.8	2.9 × 2.9	IMX291	C	With memory
STC-HD213SDI-CS								CS	
STC-HD213SDIN	Color	1080P/1080i	60 fps	1920 × 1080	1/2.8	2.9 × 2.9	IMX291	C	No memory
STC-HD213SDIN-B								C	
STC-HD213SDIN-CS								CS	

### Accessories

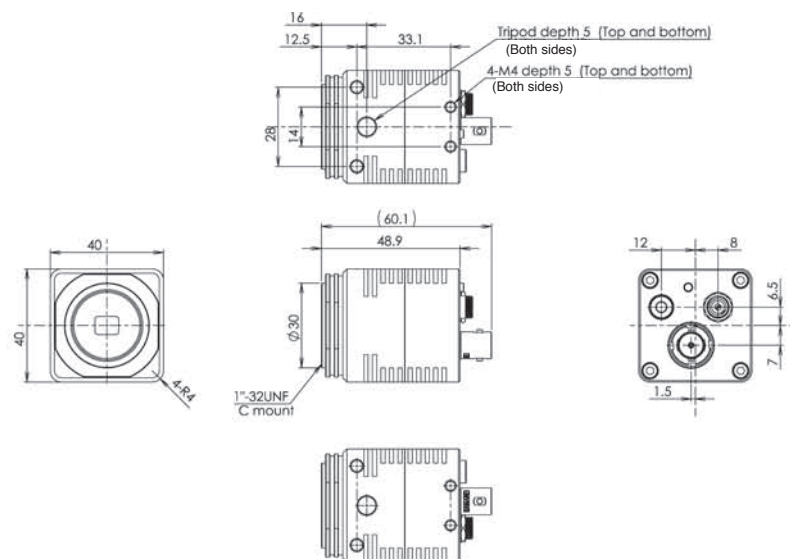
Mount Conversion Adapter		
Model	Applicable Model	General Specifications
CS-C-R	CS Mount Series	

Remote Control Unit		
Model	Applicable Model	General Specifications
RC-HD133	HDMI/DVI/SDI	ø3.5 stereo pin jack

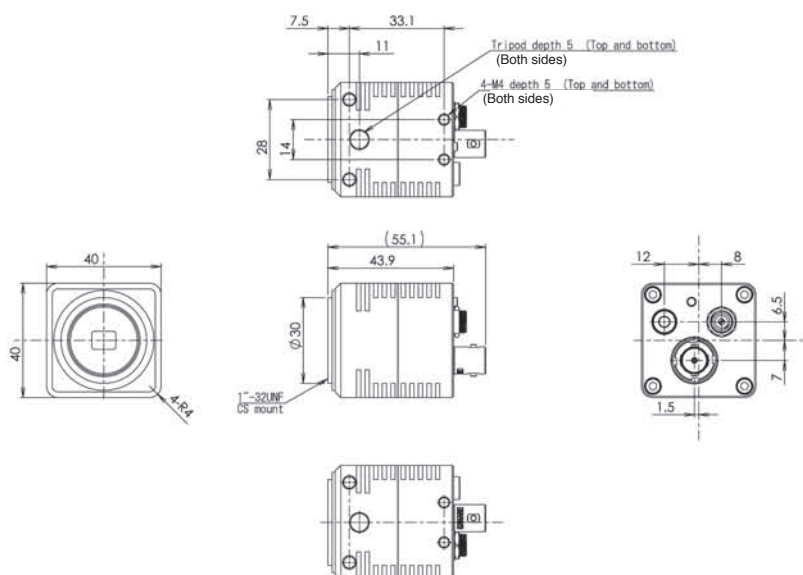


## Drawing dimension

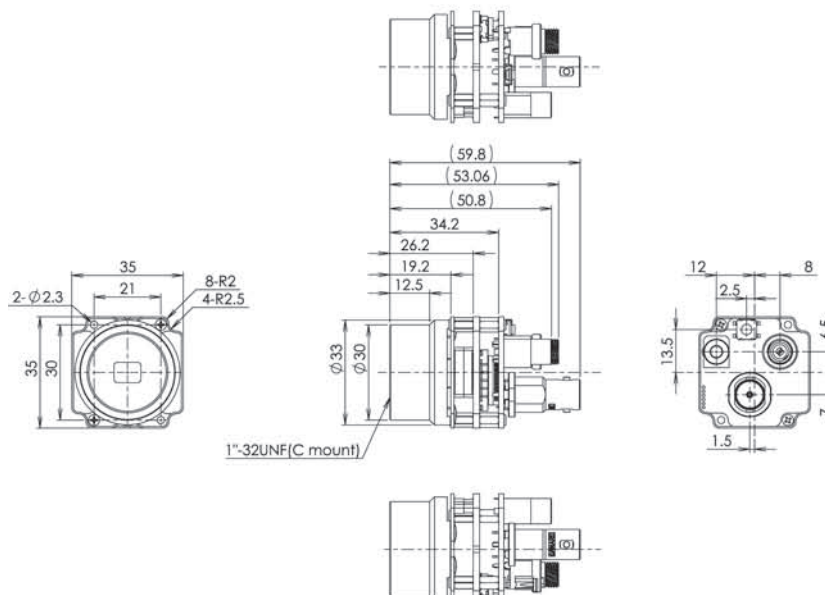
STC-HD213SDI  
STC-HD213SDIN



STC-HD213SDI-CS  
STC-HD213SDIN-CS



STC-HD213SDIN-B



# Analog Progressive Camera



## Description

Progressive Scan Monochrome CCD Camera

## Features

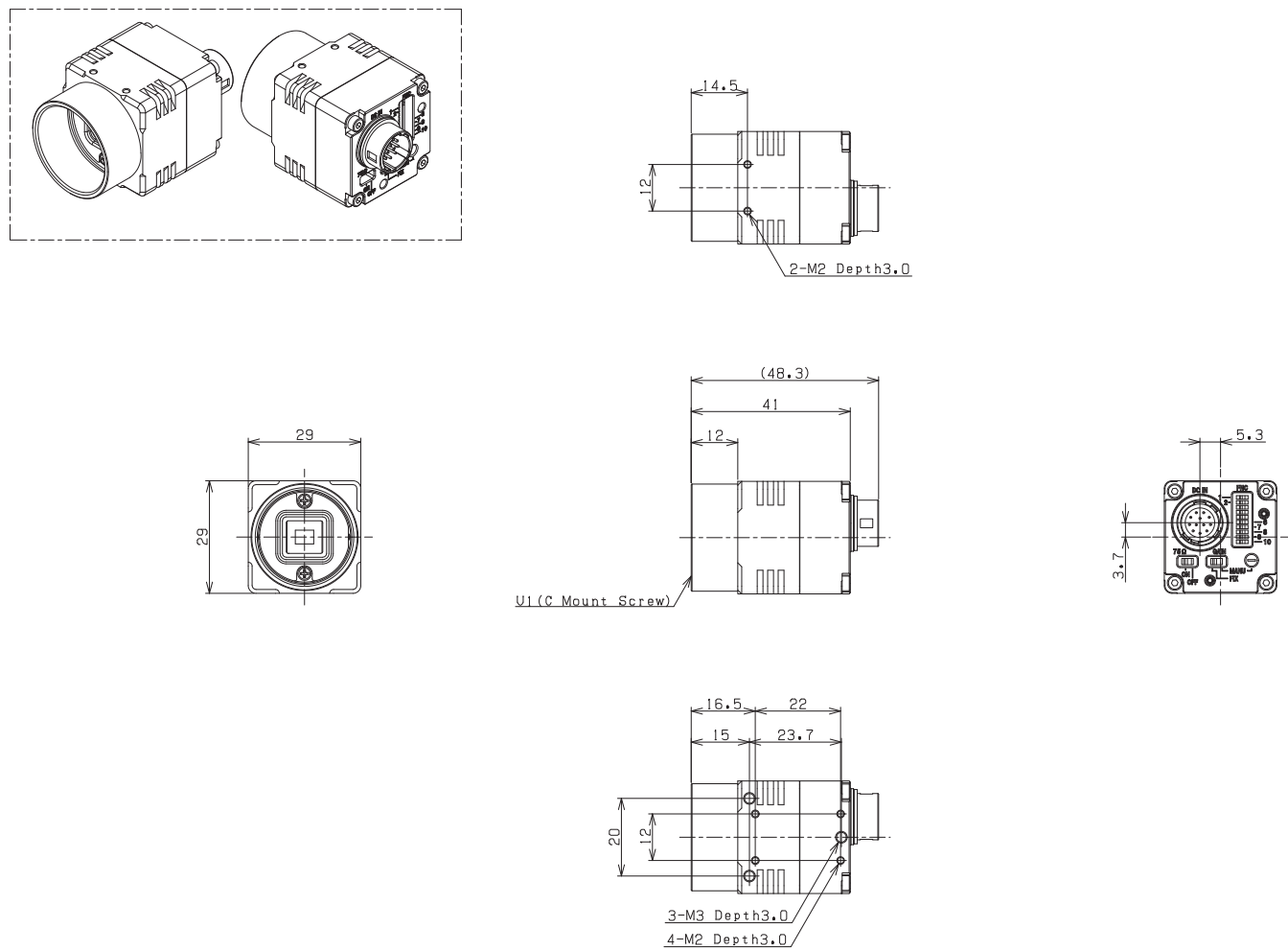
Compact monochrome progressive scan camera with SHARP CCD sensor

## Product Line-up

Model	Monochrome/Color	Resolution	Frame Rate	Effective Pixels (H x V)	Sensor Size	Cell Size (μm)	Sensor	Lens Mount
STC-MB33SS	Monochrome	VGA	60 fps	648 x 494	1/3	7.4 x 7.4	RJ33B4AA0DT	C

Drawing dimension

STC-MB33SS



## TV Format Color Camera S133N-B Series



### Description

1/3.2" 0.65 Mpix TV format color  
CMOS camera

### Features

DC jack type and terminal block type for power input  
Equipped with gain, shutter, color adjustment and many  
other features, whose settings can be adjusted on-screen  
using the OSD (On Screen Character Display) function

### Product Line-up

Model	Monochrome/Color	Resolution	Video Format	Effective Pixels (H × V)	Sensor Size	Cell Size (μm)	Sensor	Lens Mount
STC-S133N-B*	Color	0.65M	NTSC	1280 × 486	1/3.2	3.5 × 3.5	ISX017	CS
STC-S133P-B*			PAL	1211 × 576				

\* Select a model from the Line-up list below when ordering.

### Accessories

Mount Conversion Adapter		
Model	Applicable Model	General Specifications
CS-C-R	CS Mount Series	CS mount → C mount conversion adapter

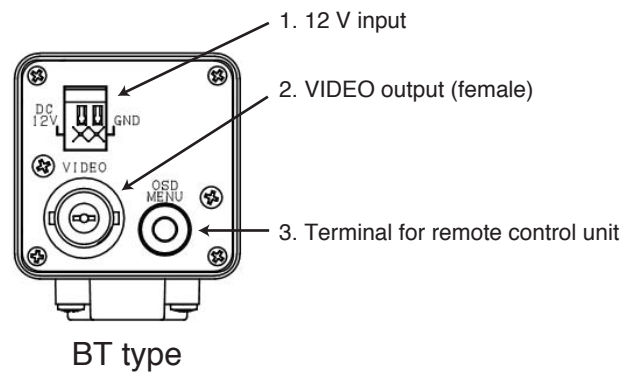
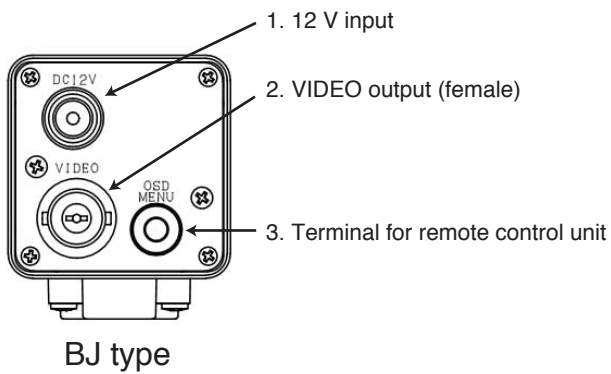
Remote Control Unit		
Model	Applicable Model	General Specifications
RC-S133B	S133N-B Series	

### Line-up

Model	Monochrome/Color	Sensor Size	Lens Mount	Video Format	General Specifications
STC-S133N-BJ	Color	1/3.2	CS	NTSC	Case, output: BNC
STC-S133P-BJ				PAL	
STC-S133N-BT				NTSC	
STC-S133P-BT				PAL	

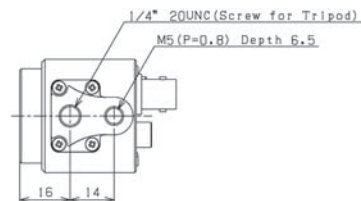
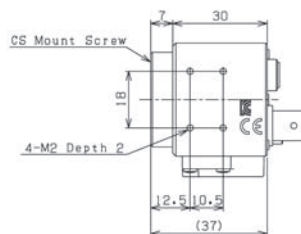
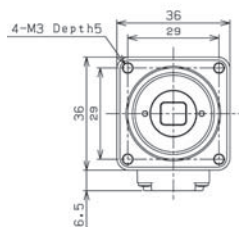
Drawing dimension

[External Connector Specification]

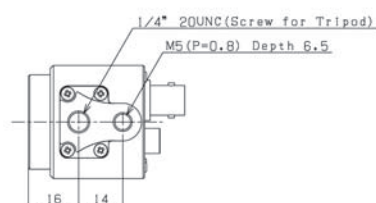
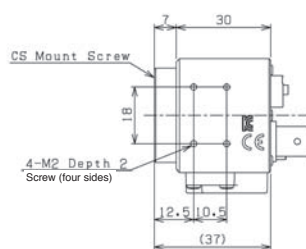
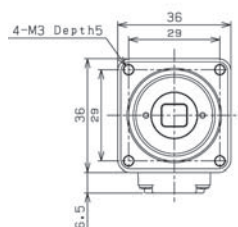


[Drawing dimension]

BJ type



BT type



## Small Board Camera STC-S133 Series



### Description

Small Board Camera

### Features

Compact and lightweight camera for integration into machines

Equipped with high-sensitivity sensors

Users can select TV format, UVC (USB 3.0), or MIPI according to their operating environment

### Product Line-up

Product Line up							
Model	Monochrome/Color	Resolution	Effective Pixels (H × V)	Sensor Size	Cell Size (μm)	Sensor	Interface
STC-S133N-**	Color	0.65M	1280 × 486	1/3.2	3.5 × 3.5	ISX017	TV Format
STC-S133P-**			1211 × 576				
STC-S133UVC-**		1.3M	1280 × 960				MIPI
STC-S133MIP-**							

\* Select a model from the Line-up list below when ordering.

### Line-up

TV Format (NTSC/PAL)						
Model	Monochrome/Color	Frame Rate	Sensor Size	Lens Mount	General Specifications	
STC-S133N	Color	30 fps	1/3.2	---	DPF, Board, Base (without lens mount)	
STC-S133P		25 fps		---	DPF, Board, Base (without lens mount)	
STC-S133N-NF		30 fps		---	Board, Base (without lens mount), No filter	
STC-S133P-NF		25 fps		---	Board, Base (without lens mount), No filter	
STC-S133N-L		30 fps		S	DPF, Board, S Mount	
STC-S133N-LS		30 fps		S	DPF, Board, S Mount, Lens fixing washer	
STC-S133P-L		25 fps		S	DPF, Board, S Mount	
STC-S133N-CS		30 fps		CS	DPF, Board, CS Mount	
STC-S133P-CS		25 fps		CS	DPF, Board, CS Mount	
STC-S133N-I		30 fps		---	IRCF, Board, Base (without lens mount)	
STC-S133P-I		25 fps		---	IRCF, Board, Base (without lens mount)	
STC-S133N-IL		30 fps		S	IRCF, Board, S Mount	
STC-S133P-IL		25 fps		S	IRCF, Board, S Mount	
STC-S133N-ICS		30 fps		CS	IRCF, Board, CS Mount	
STC-S133P-ICS		25 fps		CS	IRCF, Board, CS Mount	
STC-S133N-ILS		30 fps		S	IRCF, Board, S Mount, Lens fixing washer	
STC-S133N-AL		30 fps		S	DPF, Case, S Mount	
STC-S133P-AL		25 fps		S	DPF, Case, S Mount	
STC-S133N-ACS		30 fps		CS	DPF, Case, CS Mount	
STC-S133P-ACS		25 fps		CS	DPF, Case, CS Mount	
STC-S133N-IAL		30 fps		S	IRCF, Case, S Mount	
STC-S133P-IAL		25 fps		S	IRCF, Case, S Mount	
STC-S133N-IACS		30 fps		CS	IRCF, Case, CS Mount	
STC-S133P-IACS		25 fps		CS	IRCF, Case, CS Mount	

Note: DPF: Dual Pass Filter, IRCF: IR Cut Filter

Go to the next page

USB3.0 (UVC)					
Model	Monochrome/Color	Frame Rate	Sensor Size	Lens Mount	General Specifications
STC-S133UVC-BL	Color	60 fps	1/3.2	---	IRCF, Board, Base (without lens mount), Connector from bottom
STC-S133UVC-BLL				S	IRCF, Board, S Mount, Connector from bottom
STC-S133UVC-BLCS				CS	IRCF, Board, CS Mount, Connector from bottom
STC-S133UVC-DBL				---	DPF, Board, Base (without lens mount), Connector from bottom
STC-S133UVC-DBLL				S	DPF, Board, S Mount, Connector from bottom
STC-S133UVC-DBLCS				CS	DPF, Board, CS Mount, Connector from bottom
STC-S133UVC-ALL				S	IRCF, Case, S Mount, Connector from bottom
STC-S133UVC-ALCS				CS	IRCF, Case, CS Mount, Connector from bottom
STC-S133UVC-DALL				S	DPF, Case, S Mount, Connector from bottom
STC-S133UVC-DALCS				CS	DPF, Case, CS Mount, Connector from bottom
STC-S133UVC-BS				---	IRCF, Board, Base (without lens mount), Connector from rear
STC-S133UVC-BSL				S	IRCF, Board, S Mount, Connector from rear
STC-S133UVC-BSCS				CS	IRCF, Board, CS Mount, Connector from rear
STC-S133UVC-DBS				---	DPF, Board, Base (without lens mount), Connector from rear
STC-S133UVC-DBSL				S	DPF, Board, S Mount, Connector from rear
STC-S133UVC-DBSCS				CS	DPF, Board, CS Mount, Connector from rear

Note. DPF: Dual Pass Filter, IRCF: IR Cut Filter

MIPI					
Model	Monochrome/Color	Frame Rate	Sensor Size	Lens Mount	General Specifications
STC-S133MIP	Color	60 fps	1/3.2	---	IRCF, Board, Base (without lens mount)
STC-S133MIP-CS				CS	IRCF, Board, CS Mount
STC-S133MIP-L				S	IRCF, Board, S Mount
STC-S133MIP-NF				---	Board, No filter
STC-S133MIP-D				---	DPF, Board, Base (without lens mount)
STC-S133MIP-DCS				CS	DPF, Board, CS Mount
STC-S133MIP-DL				S	DPF, Board, S Mount
STC-S133MIP-ALL				S	IRCF, Case, S Mount
STC-S133MIP-ALCS				CS	IRCF, Case, CS Mount
STC-S133MIP-DALL				S	DPF, Case, S Mount
STC-S133MIP-DALCS				CS	DPF, Case, CS Mount

Note. DPF: Dual Pass Filter, IRCF: IR Cut Filter  
Harness is included.



## Accessories

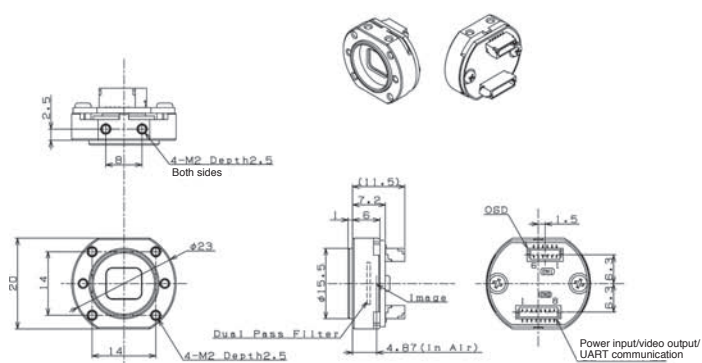
Remote Control Unit	
Model	Applicable Model
RC-S133	S133N(P) Series

Mount Conversion Adapter	
Model	Applicable Model
CS-C-R	CS-Mount Models of all S133 Series

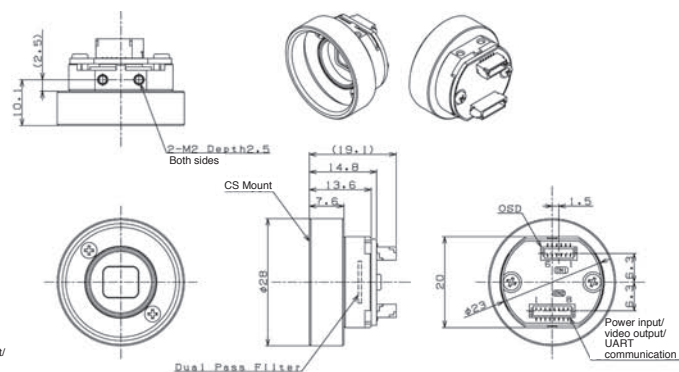
Harness for Power Supply/Signal Output		
Model	Applicable Model	General Specifications
KSAF005	For S133N/P	8-pin connector to power pin jack and BNC connector
KSAF006	For S133N/P	8-pin connector to power pin jack and RCA connector

## Drawing dimension

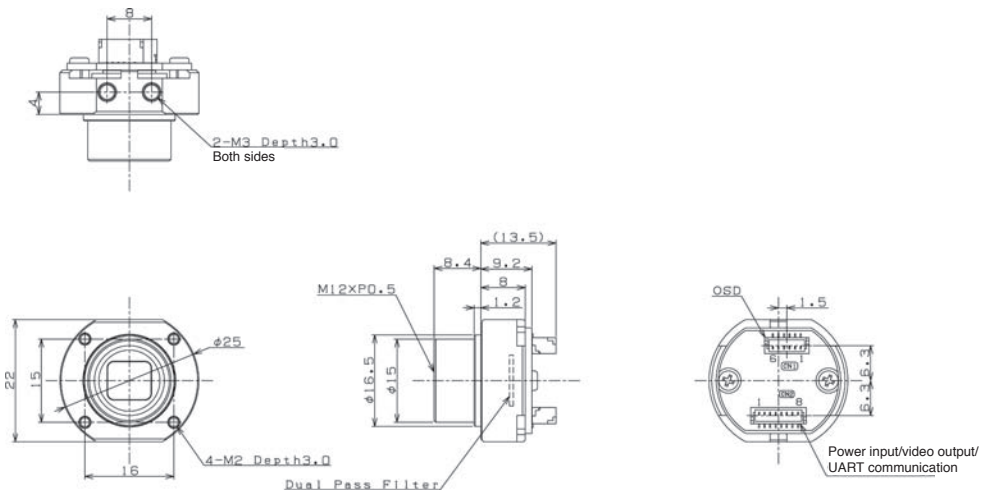
STC-S133N(P)/I



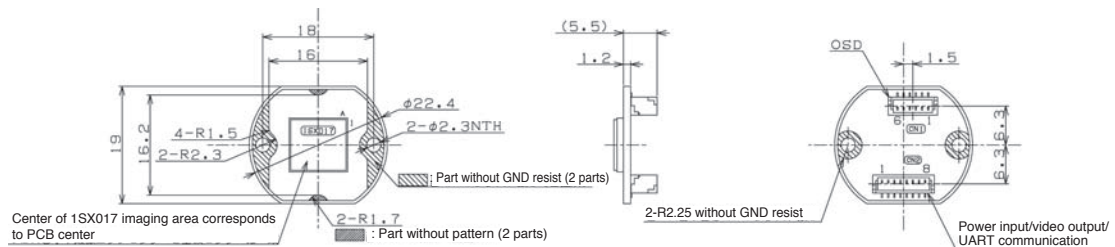
STC-S133N(P)/ICS



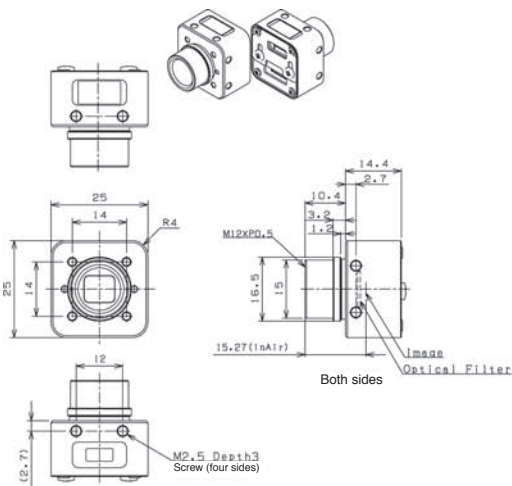
# STC-S133N(P)-L/LS/IL/ILS



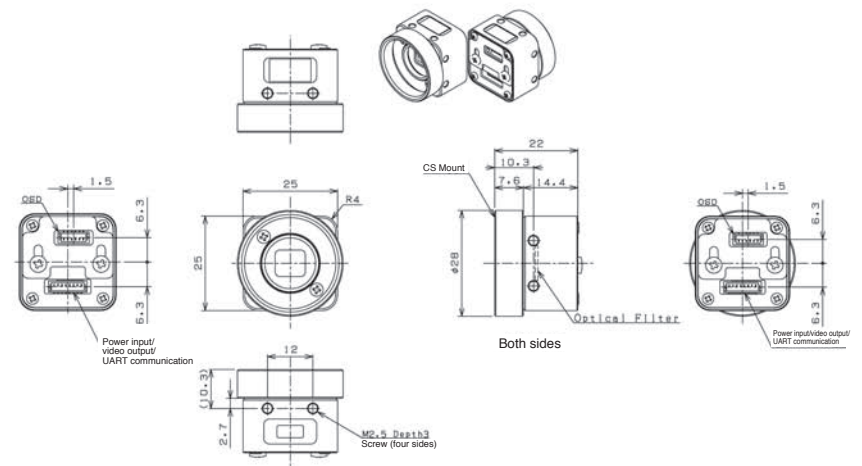
# STC-S133N(P)-NF



# STC-S133N(P)-AL/IAL

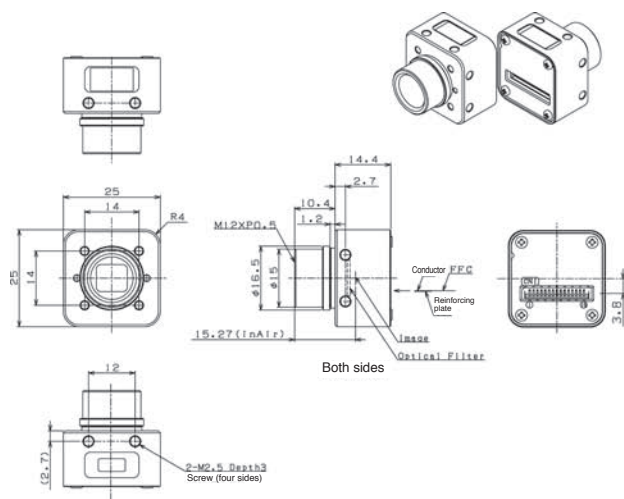


# STC-S133N(P)-ACS/IACS

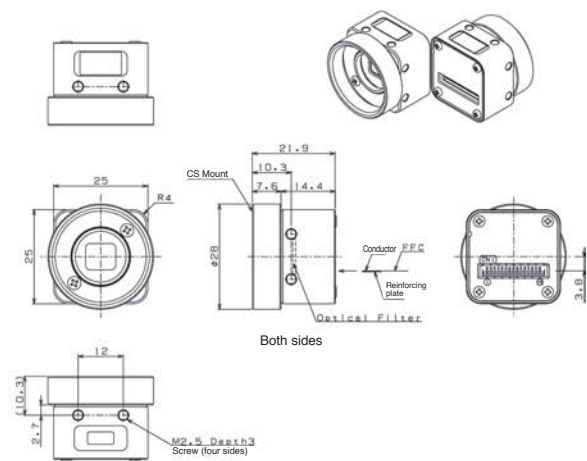




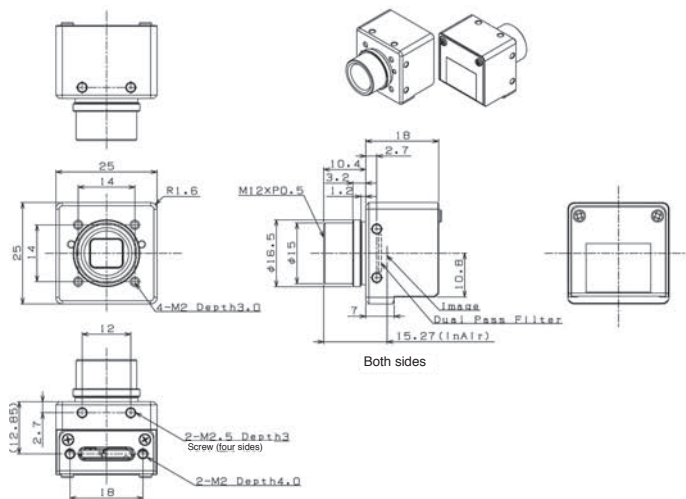
STC-S133MIP-ALL/DALL



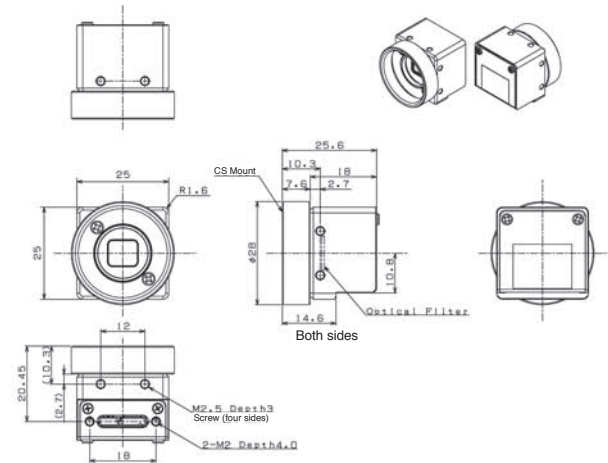
STC-S133MIP-ALCS/DALCS



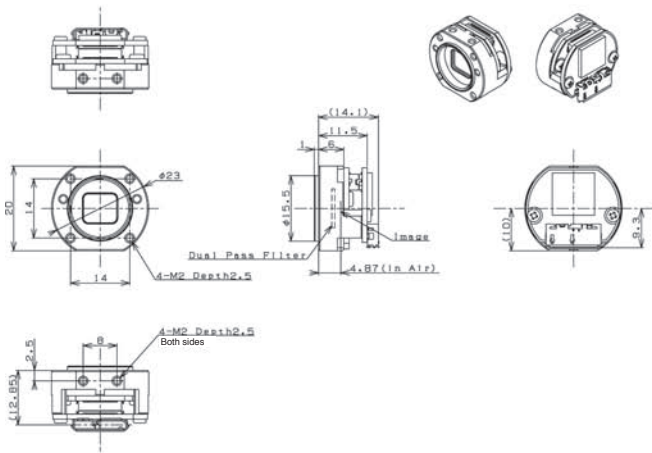
STC-S133UVC-ALL/DALL



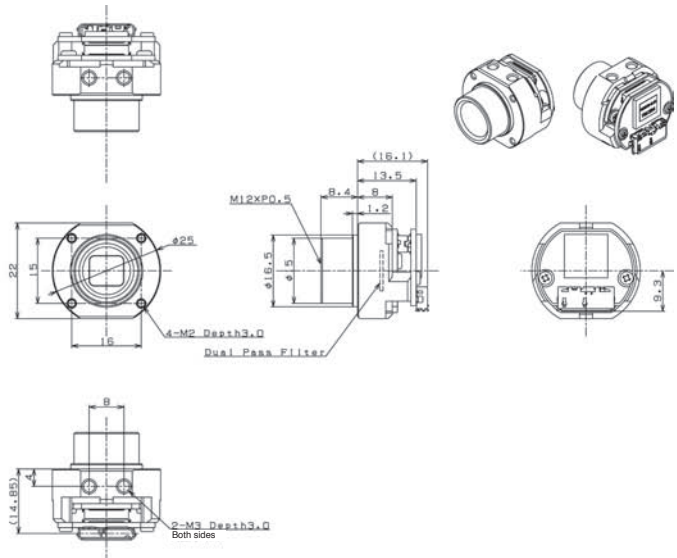
STC-S133UVC-ALCS/DALCS



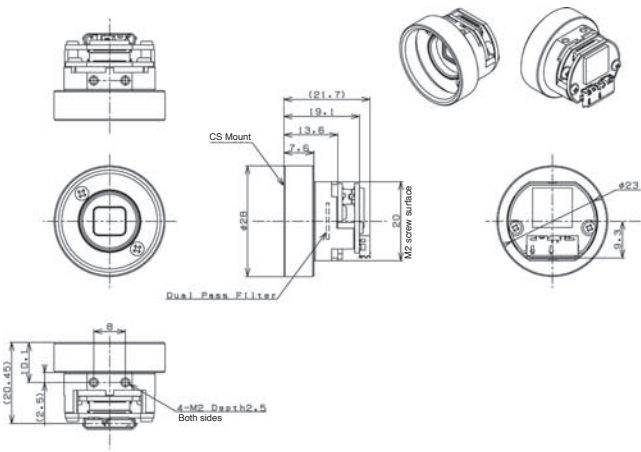
STC-S133UVC-BL(DBL)



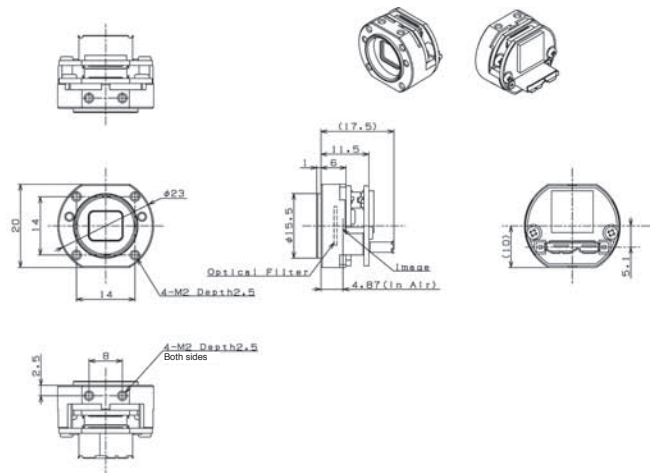
STC-S133UVC-BLL(DBLL)



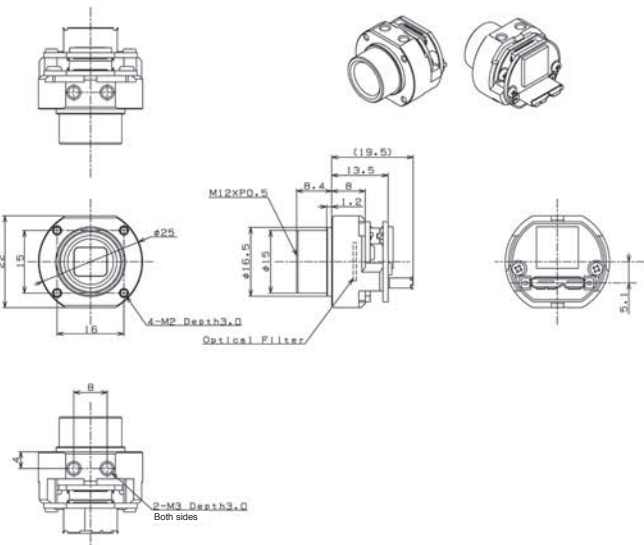
STC-S133UVC-BLCS(DBLCS)



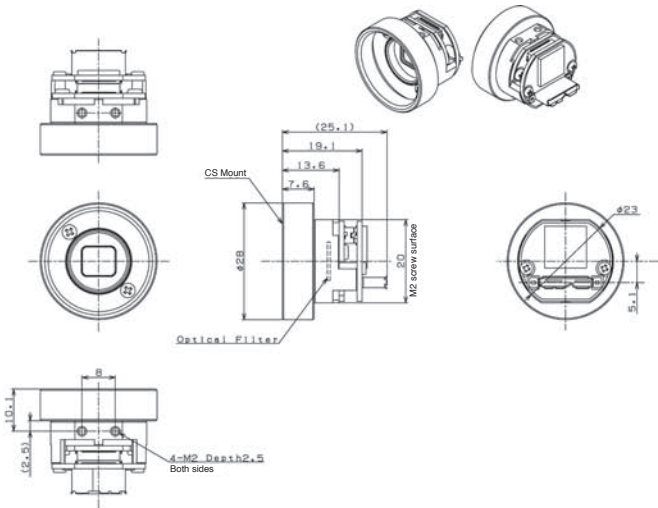
STC-S133UVC-BS(DBS)



STC-S133UVC-BSL(DBSL)



STC-S133UVC-BSCS(DBSCS)



## Accessory, Cable, others



### Description

Optional items for using cameras

### Screw-fastened GigE Cable



OMRON has made available a line of optional screw-fastened cables, responding to many requests for such cables when using GigE cameras in the FA applications.

Screw-Fastened GigE Cables		
Model	Length	Cable Type
CAB-GE-02-RBH	2 m	Bending resistance cables
CAB-GE-03-RBH	3 m	
CAB-GE-05-RBH	5 m	
CAB-GE-10-RBH	10m	
CAB-GE-20-RBH	20 m	
CAB-GE-40-RBH	40 m	
CAB-GE-02-RBX	2 m	Super bending resistance cables
CAB-GE-03-RBX	3 m	
CAB-GE-05-RBX	5 m	
CAB-GE-10-RBX	10 m	
CAB-GE-20-RBX	20 m	
CAB-GE-40-RBX	40 m	

### Power Supply and I/O Cables

Power Supply and I/O Cables	
Model	Length
FJ-VSP2 3M	3 m
FJ-VSP2 5M	5 m
FJ-VSP2 10M	10 m

Note. When wiring a camera, be sure to refer to its specification document to check its external connector specifications. Incorrect wiring can lead to failure.

### Screw-fastened USB3.0 Cable



USB 3.0 Cables (USB 3.0 Micro-B, with Camera-Side Fastening Screws)

Model	Length	Cable Type
CAB-USB3-02	2 m	Normal
CAB-USB3-03	3.5 m	
CAB-USB3-05	5 m	
CAB-USB3-07	7 m	
CAB-USB3-10	10 m	Normal high-transmission cables
CAB-USB3-02-RB	2 m	Robot cables
CAB-USB3-03-RB	3.5 m	
CAB-USB3-05-RB	5 m	
CAB-USB3-07-RB	7 m	

Note. Please make sure in advance that USB 3.0 cables operate correctly under your environment.



## HDMI Cable



### HDMI Cable

Model	Applicable Model	Length
CAB-HDMI-015	4K HD high vision (DVI) cameras	1.5 m
CAB-HDMI-02	4K HD high vision (DVI) cameras	2 m
CAB-HDMI-03	4K HD high vision (DVI) cameras	3 m
CAB-HDMI-05	4K HD high vision (DVI) cameras	5 m

Note. Please make sure in advance that HDMI cables operate correctly under your environment, including power supply capability.

### HDMI Fiber-Optic Cables

Model	Applicable Model	Length
CAB-HDMI-10-OPT	4K HD high vision (DVI) cameras	10 m Provides power supply (with USB)
CAB-HDMI-20-OPT	4K HD high vision (DVI) cameras	20 m Provides power supply (with USB)
CAB-HDMI-30-OPT	4K HD high vision (DVI) cameras	30 m Provides power supply (with USB)
CAB-HDMI-50-OPT	4K HD high vision (DVI) cameras	50 m Provides power supply (with USB)
CAB-HDMI-70-OPT	4K HD high vision (DVI) cameras	70 m Provides power supply (with USB)
CAB-HDMI-100-OPT	4K HD high vision (DVI) cameras	100 m Provides power supply (with USB)

Note. Please make sure in advance that HDMI cables operate correctly under your environment, including power supply capability.

## Coaxial Cable



### BNC-BNC Cables

Model	Applicable Model	Connector Type	Length
BNC-BNC1	TV Format	BNC on both ends	1 m
BNC-BNC2			2 m
BNC-BNC3			3 m
BNC-BNC5			5 m
BNC-BNC10			10 m

### BNC-RCA (Pin Jack) Cables

Model	Applicable Model	Connector Type	Length
BNC-RCA2	TV Format	BNC on one end and RCA on the other	2 m
BNC-RCA3			3 m
BNC-RCA5			5 m
BNC-RCA10			10 m

## Harness for Power Supply/Signal Output



### Harnesses for power supply and signal output for STC-S133N/P


Model	Applicable Model	General Specifications
KSAF005	For S133N/P	8-pin connector to power pin jack and BNC connector
KSAF006		8-pin connector to power pin jack and RCA connector

## Mount Conversion Adapter



Adapter ring necessary when using C-mount lens with CS-mount camera

Adapter for converting M42 P=1 FB=10mm to F-mount when using 12M, 25M, or line sensor cameras



Model	Applicable Model	General Specifications
CS-C-R	CS Mount Series	CS mount → C mount conversion adapter
M42-F-R	12M, 25M, Line Scanning Camera	M42 P=1 FB=10 mm → F mount conversion adapter

## Tripod Mount



Optional adapter for fastening the camera with tripod screws

Model	Applicable Model	General Specifications
TP-HCA	USB3.0: STC-MCE/MBE132U3V, STC-MCA/MBA5MUSB3 Camera Link: SPB/SPC43, 52, 163, 202PCL	
TP-JVA	USB3.0: 0.4M, 1.6M, 2.3M, 3.2M, 4M, 5M (M*S500/510U3V)	
TP-JQA	USB3.0: 7.1M, 8.9M, 12.3M, 12M, 20.4M Camera Link: 2M (CM*200PCL), 3.2M, 4M, 5M (SP*500/510PCL), 8.9M, 12.3M, 25M (GP*250BPCL)	
TP-KWA	GigE Vision M Series	
TP-KWA-IEA	GigE Vision M Series	Use to set M Series at same height as S Series sensor center.
TP-KWA2	STC-MBS/MCS881POE, STC-MBS/MCS122BPOE, STC-MBS/MCS2041POE	

## Remote Control Unit



The unit is connected to the pin jack on the back of the camera allowing various settings to be made with an on-screen display. All DVI/SDI models are applicable.

Model	Applicable Model	General Specifications
RC-HD133	4K HDMI/DVI/SDI	ø3.5 stereo pin jack
RC-S133	S133N/P Series	
RC-S133B	S133N-B Series	ø3.5 stereo pin jack

# Accessory Fixed Focus Lens



## Description


Small-diameter fixed focus lens for small board cameras and remote head camera

## S Mount (M12 P0.5) Lens



Model	Applicable Model	General Specifications
CV0205C	S Mount Series	f=2.5 mm, 1/3", F2.0, for 5M resolution
KVAB009		Lens fixing washer

# USB 3.0 4ch Frame Grabber Board



## Description

4ch Frame Grabber Board for USB 3.0 Camera

## Features

The 4-channel Frame Grabber Board includes the USB3.0 chips on each channel  
Adopting PCI Express Gen 3 × 4 lane connections, operation with greater stability than Gen 2 × 4 lane models can be ensured when using multiple high resolution, high-speed cameras

Product Line-up	
Model	USB3-4ch
No. of ports	USB3.0 Standard A × 4 ports
Host I/F	PCI Express Gen3 × 4 lane
Operating power supply	On-board 5 VDC
Host controller	FL1100-1Q0-EX (FRESCO)
Supported OS	Windows7/8/10 and Linux
Motion camera	Omron Sentech USB3.0 Camera
Dimensions	167 (W) × 111.15 (H) mm (excluding protrusions)

Note. Confirm operation with your PC in advance.  
Note. Use the latest USB driver version provided by FRESCO Logic.

# Factory Drive Recorder

## Description

Efficient identification of problem causes with a video recorder

Simple configuration facilitates installation



Industrial camera

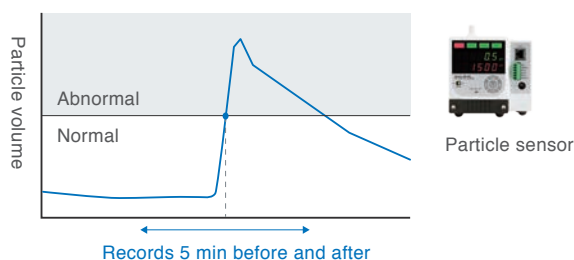
Factory Drive Recorder software

## Features

### Automatic recording of events by trigger input

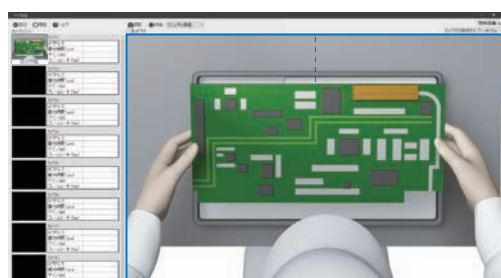
The camera records a video showing the machine state for up to 60 minutes before and after the problem by being triggered by external input from the sensor or PLC or by TCP command input. This allows you to quickly understand what happened by replaying the video.

#### Case Recording triggered by particle volume abnormality



Shows that the operator opened the machine door

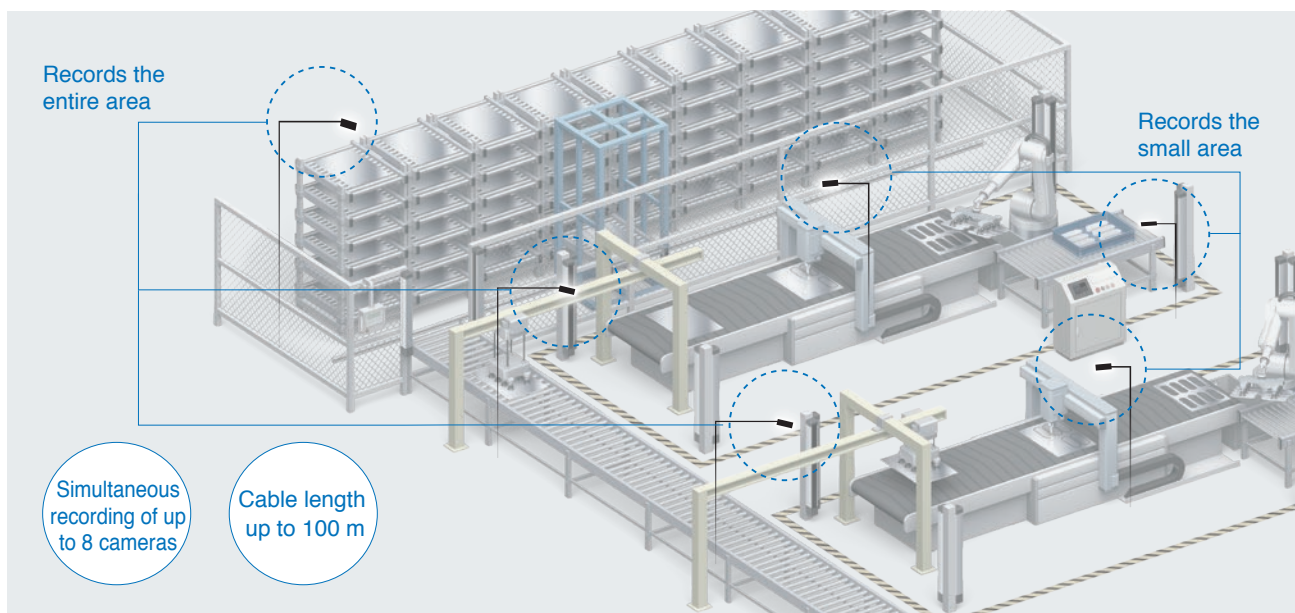
#### Case Recording of work process triggered by inspection fail



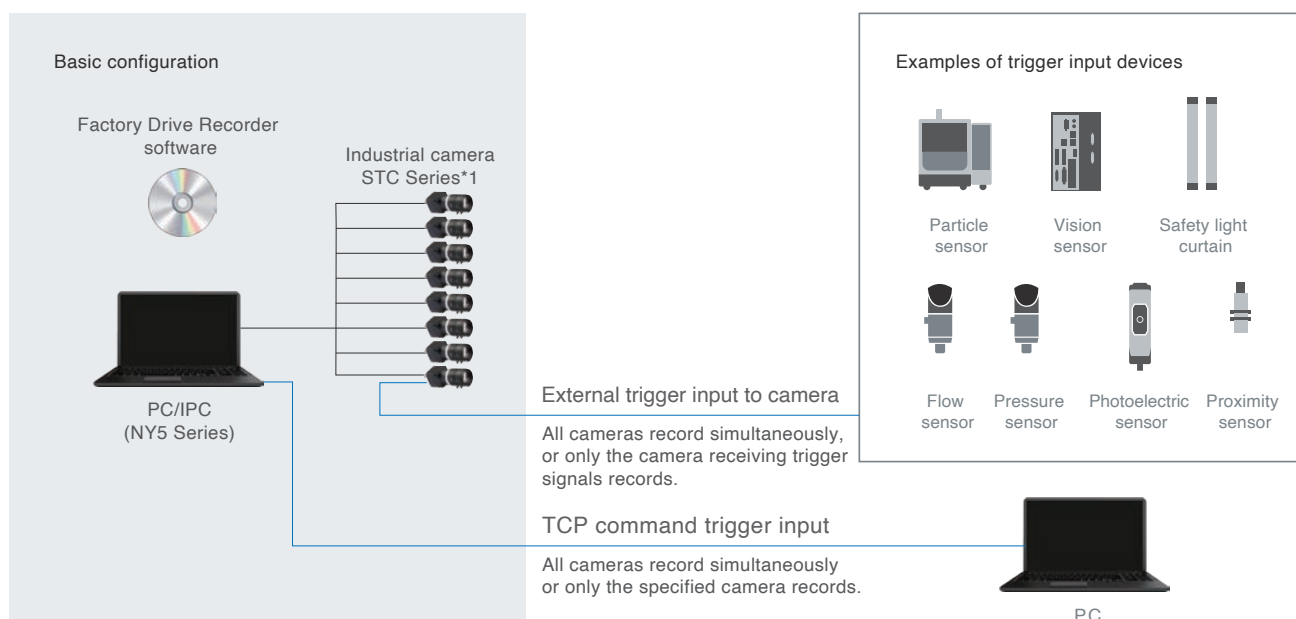
Shows that the operator made a mistake

### Simultaneous recording of wide and narrow areas

Omron's broad portfolio of cameras, including a camera with a long cable required for wide-area recording to shoot the entire manufacturing site, can be freely combined with lenses for different fields of view. These combinations enable capturing wide and narrow areas at the same time, allowing you to accurately analyze problems by replaying the videos.



## System configuration



Note: Up to eight cameras can simultaneously record. A hub is required to connect cameras depending on the PC specifications and the number of connected cameras.  
 \*1. Omron's STC Industrial Cameras can be used. See the following product line-up table for details.

## Product Line-up

### Software

Item	Max. no. of connectable cameras	Model
Factory Drive Recorder	8 per PC	STC-FDR-SW01

### Industrial Camera STC Series

Item		Max. resolution	High-speed*1	Compact	Cable extension (100 m)	Model
GigE Vision Camera	Small CMOS Camera STC-M Series	20.4 Mpix			✓	Refer to page 7
	Small CMOS Board Camera STC-BLS Series	20.4 Mpix		✓	✓	Refer to page 11
USB3 Vision Camera	Small CMOS Camera STC-M Series	20.4 Mpix	✓			Refer to page 17
	Small Remote Head Camera STC-R Series	1.6 Mpix	✓	(Ultra-compact)		Refer to page 23
USB3 (UVC) Camera	Small CMOS Collar Camera STC-S133UVC Series	1.3 Mpix		✓		Refer to page 51

Note: The USB3 Vision or GigE Vision Camera cannot be simultaneously used with the USB3 (UVC) Camera.

\*1. The maximum frame rate depends on your PC performance, the number of connected cameras, and the camera type. Test the products before actual use.

### Recording methods

Recording method	Description	Recording time
Continuous Recording	Records as configured (days and time)	Up to 1 year (366 days)
Manual Recording	Starts and stops recording manually	Up to 60 minutes
Trigger Recording	Time Trigger	Records once a day at specified time
	Motion Detection	Records when the difference between an image and the preceding image exceeds the specified value
	Master Image Comparison	Records when the difference between a predefined still image and a camera image exceeds the specified value
	Trigger Signal (External trigger, I/O)	Records when a trigger signal is input to the camera
	Trigger Signal (TCP command)	Records when a TCP command is input to the camera

\*1. When the recording time before a trigger is long, it takes a long time to create a video file.



For details on the factory drive recorder, refer to its catalog.  
 (Cat. No. Q340)

## Spectral Characteristics Chart

This is the Spectral Characteristics Chart of the sensor (Area Sensor) published in this catalog.

	Model	Type	Page
1	IMX287	Monochrome	67
2	IMX433	Monochrome	67
3	IMX273	Monochrome	67
4	IMX174	Monochrome	68
5	IMX430	Monochrome	68
6	IMX249	Monochrome	68
7	IMX265	Monochrome	68
8	IMX252	Monochrome	68
9	IMX264	Monochrome	68
10	IMX250	Monochrome	68
11	IMX547	Monochrome	69
12	IMX546	Monochrome	69
13	IMX267	Monochrome	69
14	IMX255	Monochrome	69
15	IMX304	Monochrome	69
16	IMX253	Monochrome	69
17	IMX545	Monochrome	70
18	IMX532	Monochrome	70
19	IMX531	Monochrome	70
20	IMX530	Monochrome	70
21	IMX382-0ABR-C	Monochrome	71
22	IMX178	Monochrome	71
23	IMX428	Monochrome	71
24	IMX226	Monochrome	72
25	IMX183	Monochrome	72
26	CMV2000	Monochrome	73
27	CMV4000	Monochrome	73
28	CMV12000	Monochrome	73
29	PYTHON 25K	Monochrome	73
30	GMAX0505	Monochrome	73
31	MT9P031	Monochrome	74
32	AR0521	Monochrome	74
33	MT9J003	Monochrome	74
34	EV76C560ACT	Monochrome	74
35	RJ33B4AA0DT	Monochrome	74
36	CMV2000	NIR	73
37	CMV4000	NIR	73
38	IMX991	SWIR	72
39	IMX990	SWIR	72

	Model	Type	Page
31	IMX287	Color	67
32	IMX433	Color	67
33	IMX273	Color	67
34	IMX174	Color	68
35	IMX430	Color	68
36	IMX249	Color	68
37	IMX265	Color	68
38	IMX252	Color	68
39	IMX264	Color	68
40	IMX250	Color	68
41	IMX547	Color	69
42	IMX546	Color	69
43	IMX267	Color	69
44	IMX255	Color	69
45	IMX304	Color	69
46	IMX253	Color	69
47	IMX545	Color	70
48	IMX532	Color	70
49	IMX531	Color	70
50	IMX530	Color	70
51	IMX382-0AQR-C	Color	71
52	IMX178	Color	71
53	IMX274	Color	71
54	IMX226	Color	72
55	IMX183	Color	72
56	ISX017	Color	72
57	IMX291	Color	72
58	CMV2000	Color	73
59	CMV4000	Color	73
60	CMV12000	Color	73
61	GMAX0505	Color	73
62	MT9P031	Color	74
63	AR0521	Color	74
64	EV76C560ACT	Color	74

This is the Spectral Characteristics Chart of the sensor (Line Scanning Camera) published in this catalog.

	Model	Type	Page
1	DR-2K-7	Monochrome	75
2	DR-4K-7	Monochrome	75
3	DR-4K-3.5	Monochrome	75
4	DR-8K-7	Monochrome	75
5	DR-8K-3.5	Monochrome	75
6	DR-16K-3.5	Monochrome	75
7	DR-2X2K-7-inver	Monochrome	75
8	DR-2X4K-7-inver	Monochrome	75
9	DR-2X8K-7	Monochrome	75

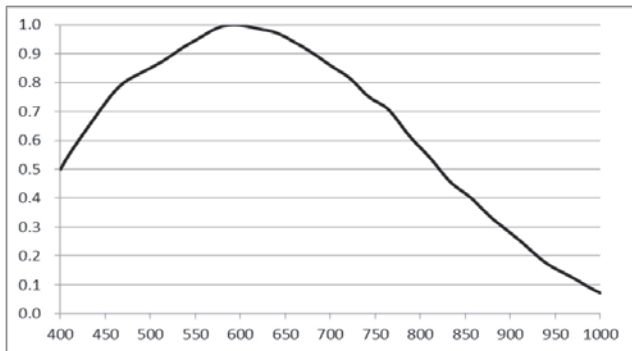
	Model	Type	Page
1	DR-2X2K-7-inver-RGB	Color	75
2	DR-2X4K-7-inver-RGB	Color	75
3	DR-2X8K-7-RGB	Color	75



# Area Sensor Spectral Characteristics Chart

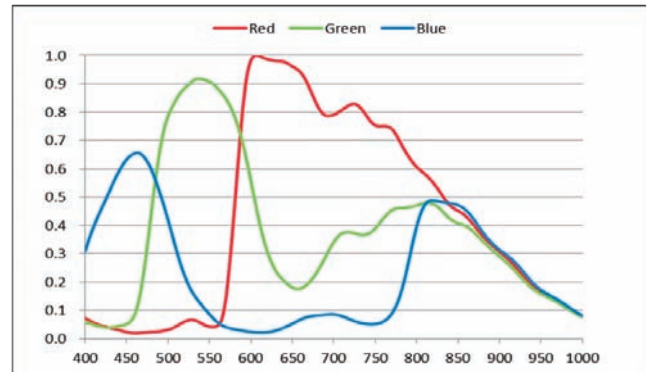
## IMX287

1/2.9" CMOS 0.4M Monochrome



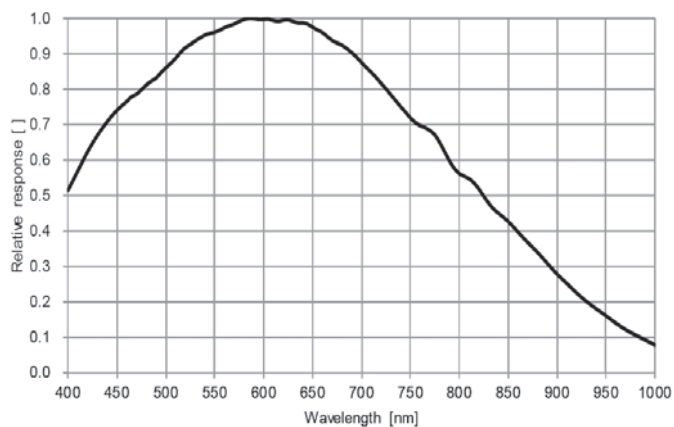
## IMX287

1/2.9" CMOS 0.4M Color



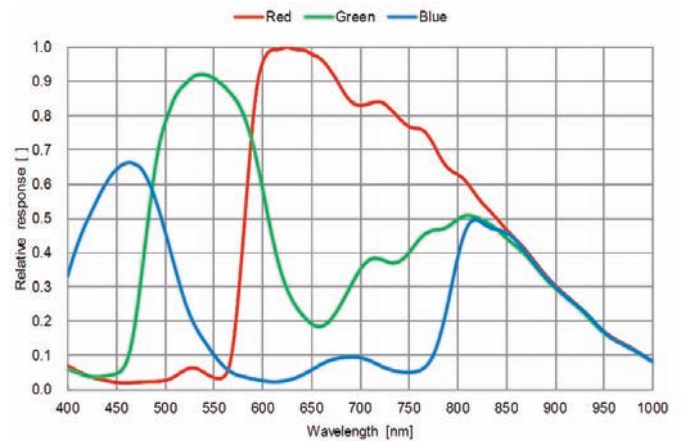
## IMX433

1/1.7" CMOS 0.5M Monochrome



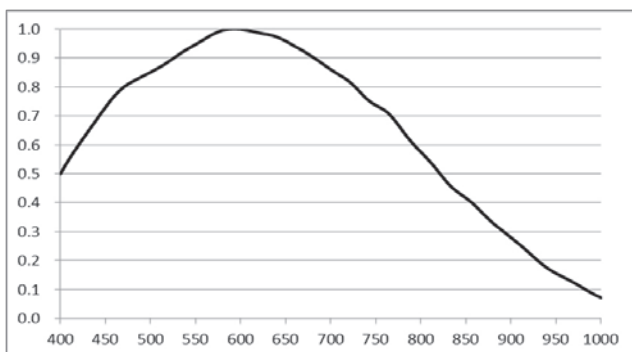
## IMX433

1/1.7" CMOS 0.5M Color



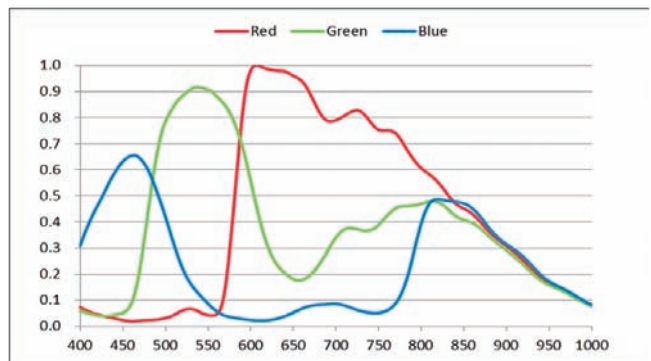
## IMX273

1/2.9" CMOS 1.6M Monochrome



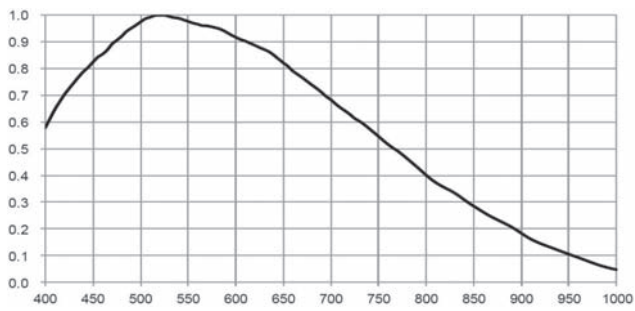
## IMX273

1/2.9" CMOS 1.6M Color



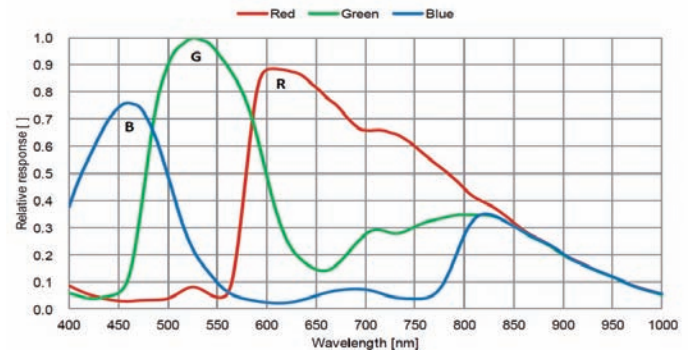
## IMX174, IMX249

1/1.2" CMOS 2.3M Monochrome



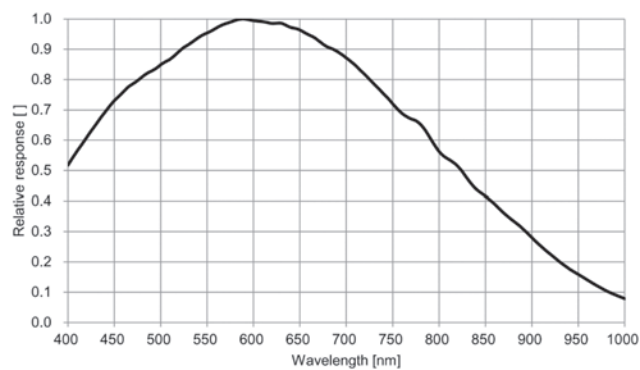
## IMX174, IMX249

1/1.2" CMOS 2.3M Color



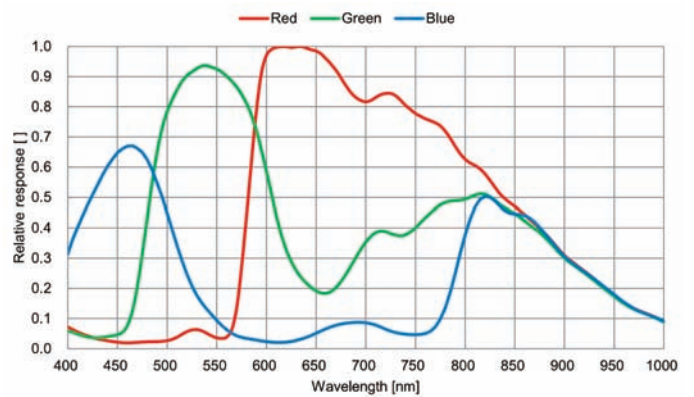
## IMX430

1/1.7" CMOS 2M Monochrome



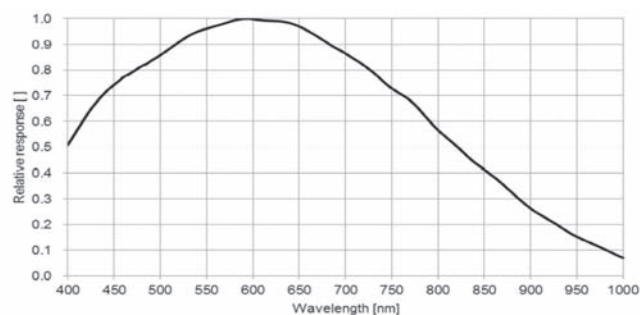
## IMX430

1/1.7" CMOS 2M Color



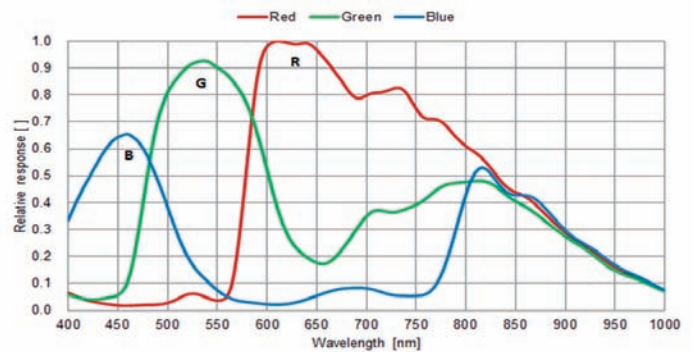
## IMX265, IMX252

1/1.8" CMOS 3.2M Monochrome



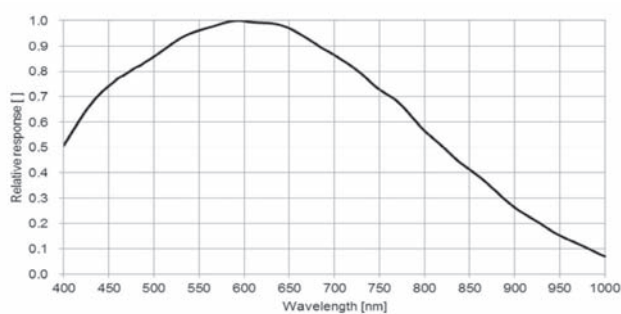
## IMX265, IMX252

1/1.8" CMOS 3.2M Color



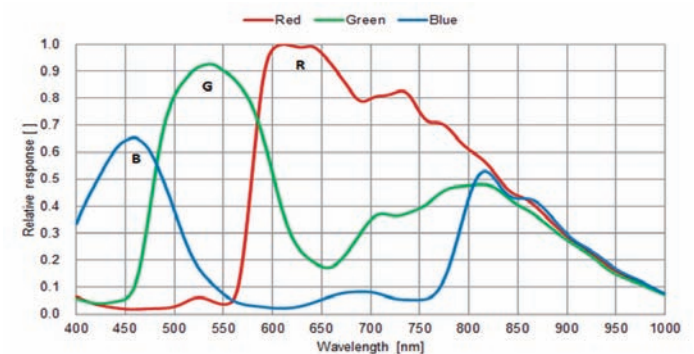
## IMX264, IMX250

2/3" CMOS 5M Monochrome



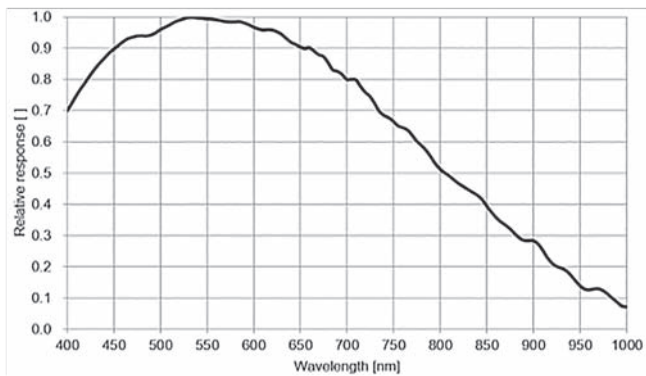
## IMX264, IMX250

2/3" CMOS 5M Color

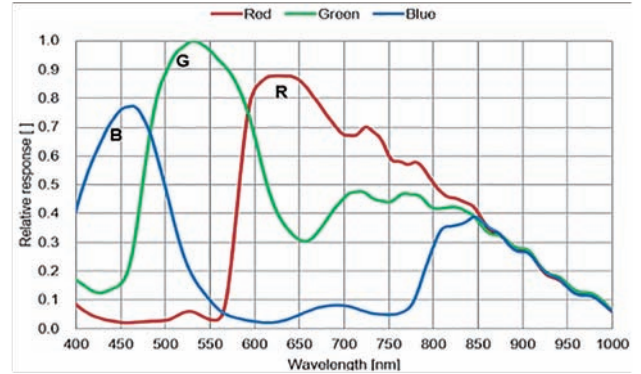


**IMX547**

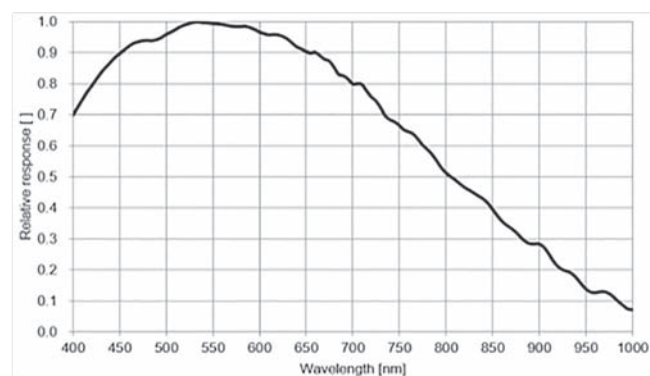
1/1.8" CMOS 5.1M Monochrome

**IMX547**

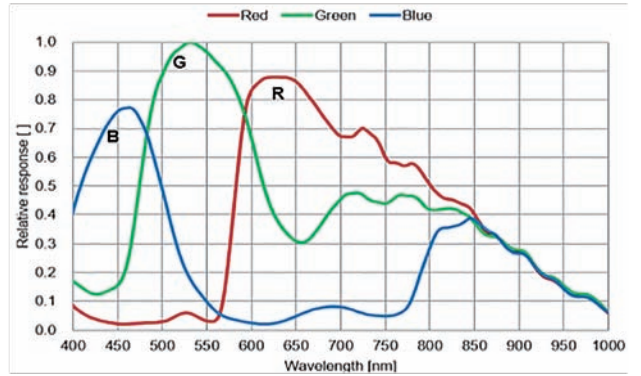
1/1.8" CMOS 5.1M Color

**IMX546**

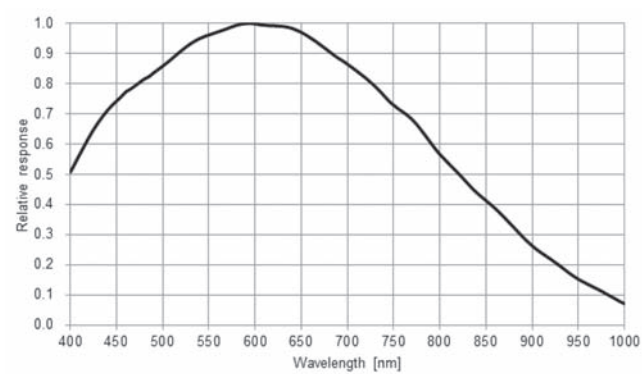
2/3" CMOS 8.1M Monochrome

**IMX546**

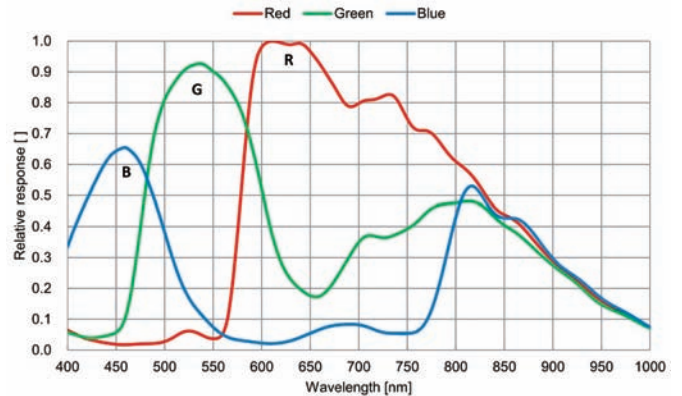
2/3" CMOS 8.1M Color

**IMX267/IMX255**

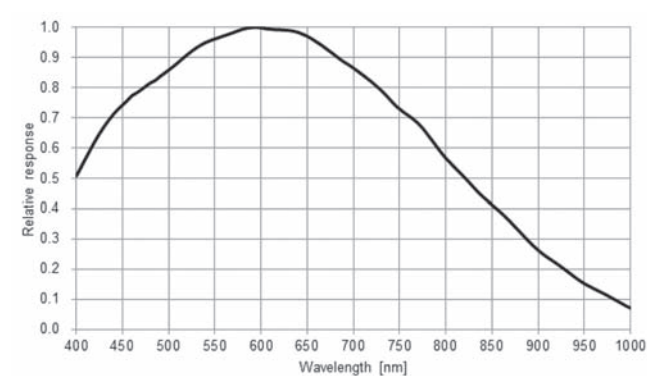
1" CMOS 8.9M Monochrome

**IMX267/IMX255**

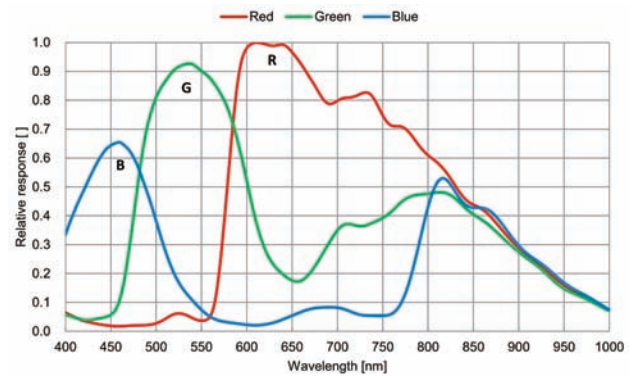
1" CMOS 8.9M Color

**IMX304/IMX253**

1.1" CMOS 12M Monochrome

**IMX304/IMX253**

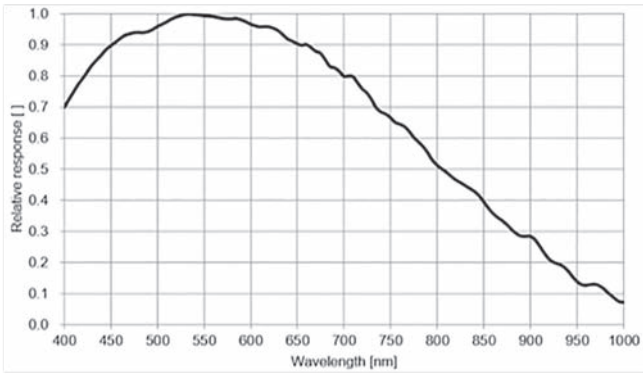
1.1" CMOS 12M Color





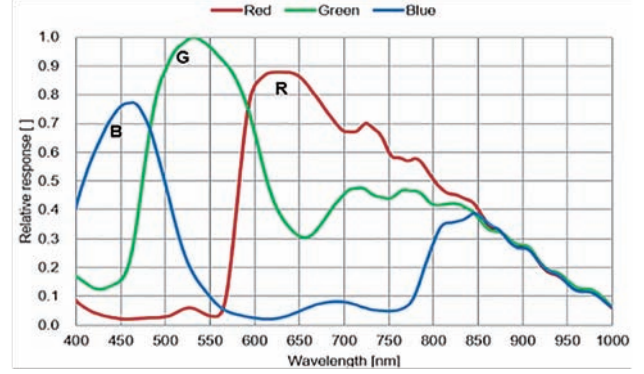
## IMX545

1.1" CMOS 12.4M Monochrome



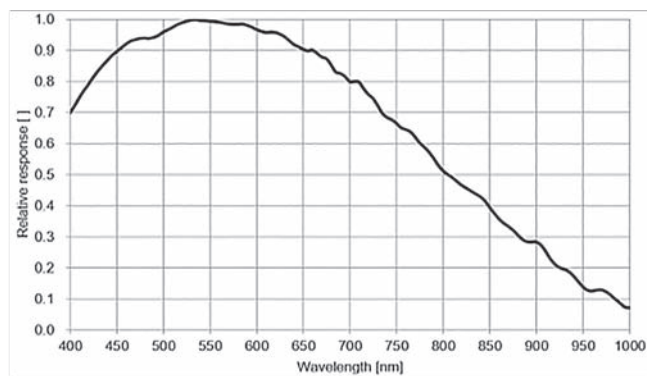
## IMX545

1.1" CMOS 12.4M Color



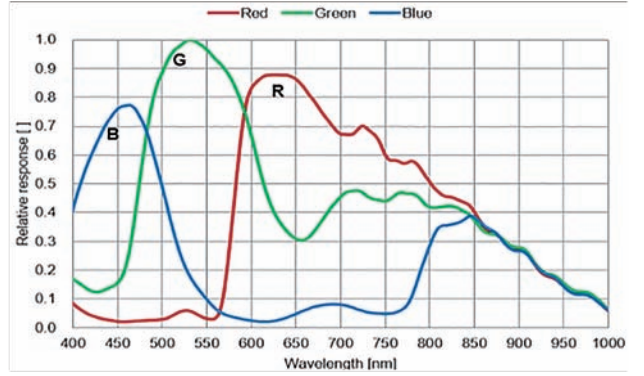
## IMX532

1.1" CMOS 16.4M Monochrome



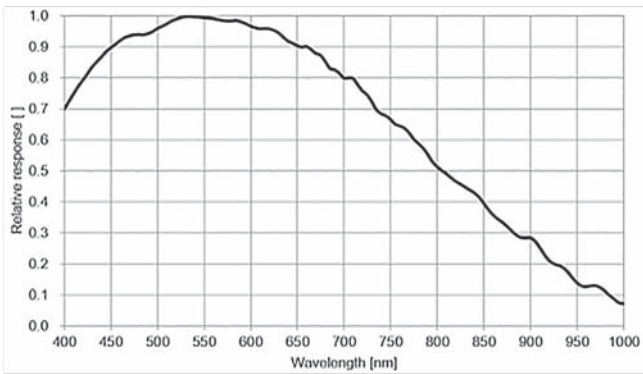
## IMX532

1.1" CMOS 16.4M Color



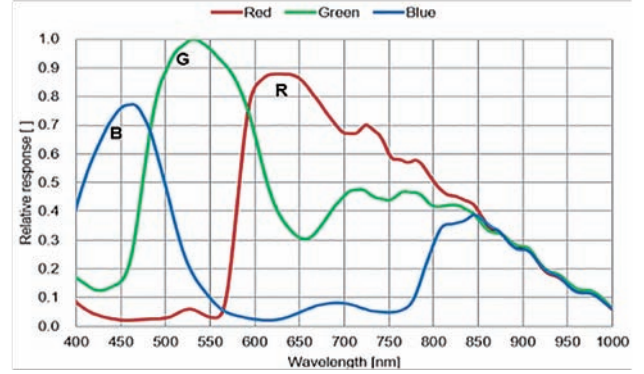
## IMX531

1.1" CMOS 20.4M Monochrome



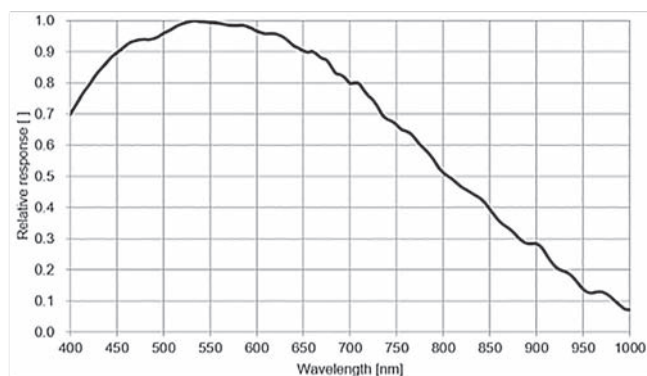
## IMX531

1.1" CMOS 20.4M Color



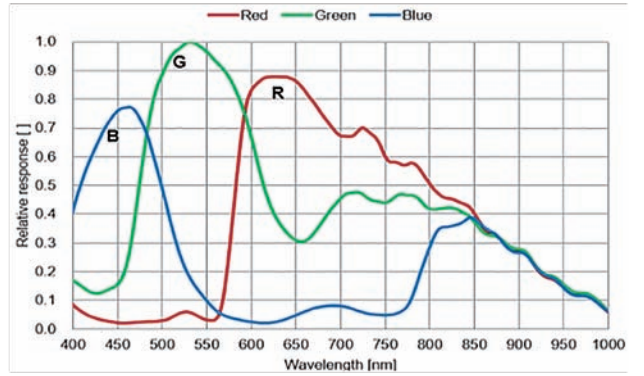
## IMX530

1.2" CMOS 24.6M Monochrome



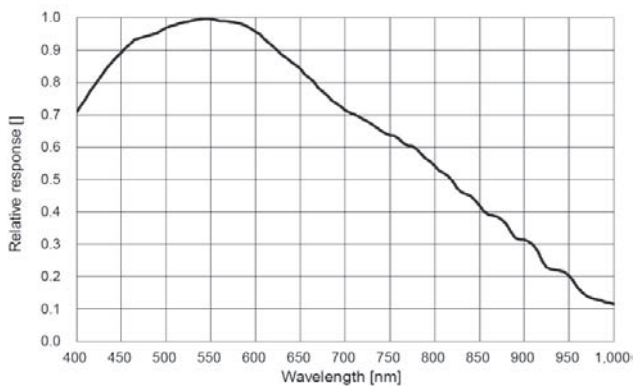
## IMX530

1.2" CMOS 24.6M Monochrome



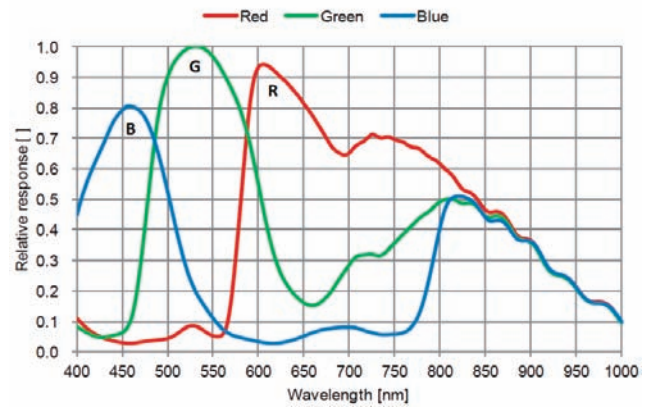
## IMX382-0ABR-C

1/3.2" CMOS 1.3M Monochrome



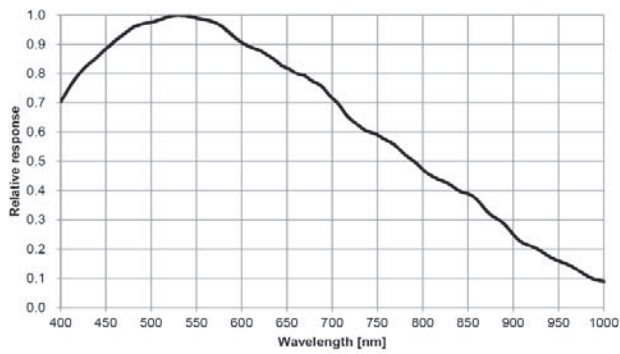
## IMX382-0AQR-C

1/3.2" CMOS 1.3M Color



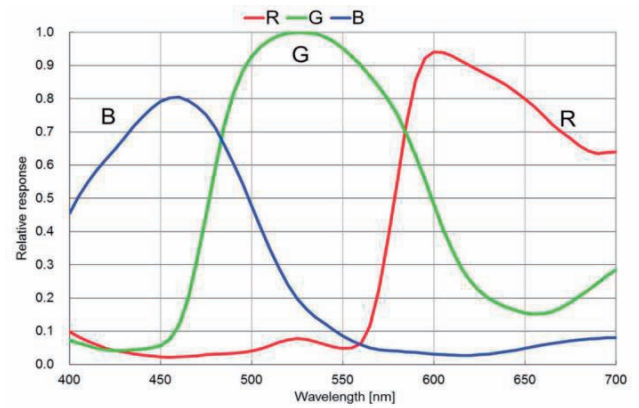
## IMX178

1/1.8" CMOS 6.4M Monochrome



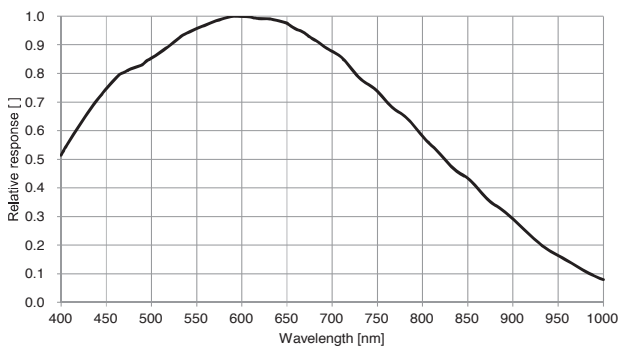
## IMX178

1/1.8" CMOS 6.4M Color



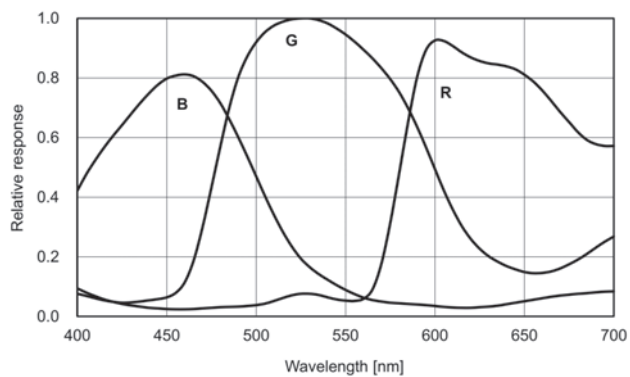
## IMX428

1.1" CMOS 7.1M Monochrome



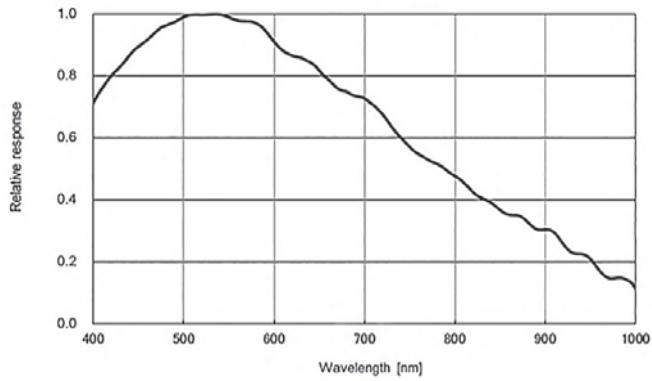
## IMX274

1/2.5" CMOS 8.3M Color



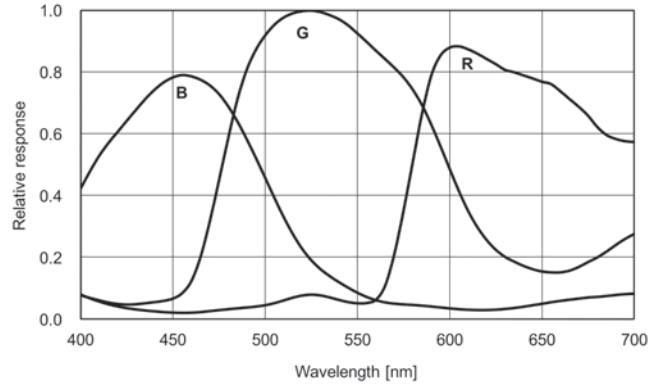
## IMX226

1/1.7" CMOS 12M Monochrome



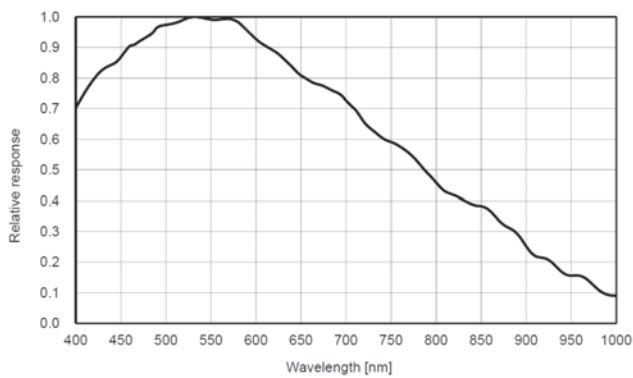
## IMX226

1/1.7" CMOS 12M Color



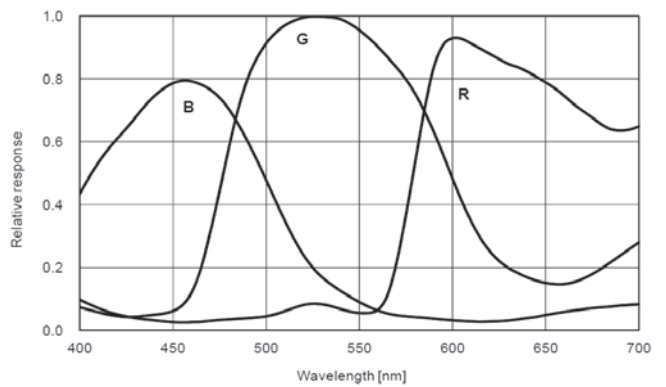
## IMX183

1" CMOS 20M Monochrome



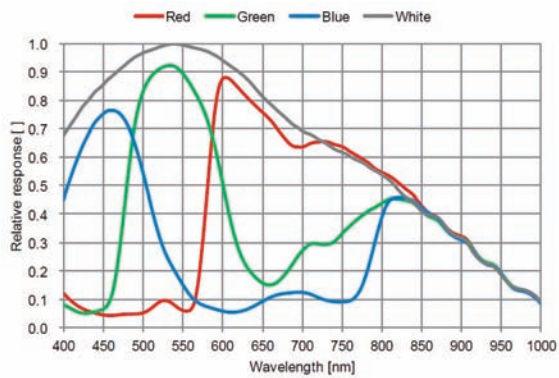
## IMX183

1" CMOS 20M Color



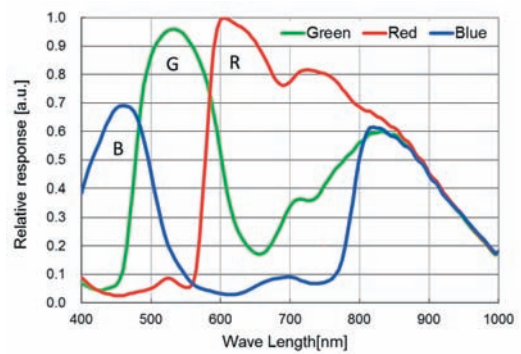
## ISX017

1/3.2" CMOS 0.6M Color



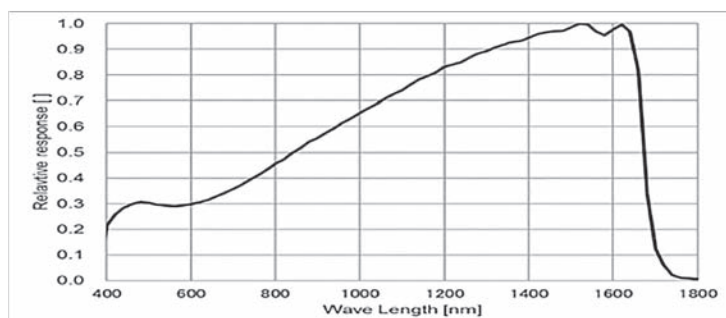
## IMX291

1/2.9" CMOS 1080P FULL High-definition Color



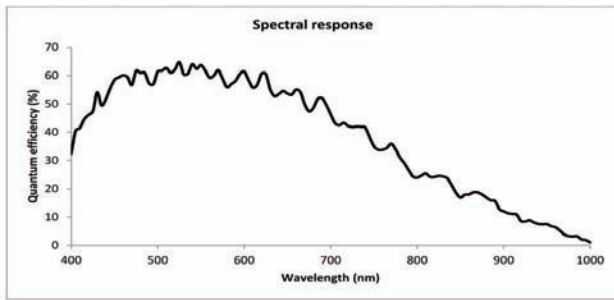
## IMX991/IMX990

1/4" CMOS 0.3M SWIR, 1/2" CMOS 1.3M SWIR



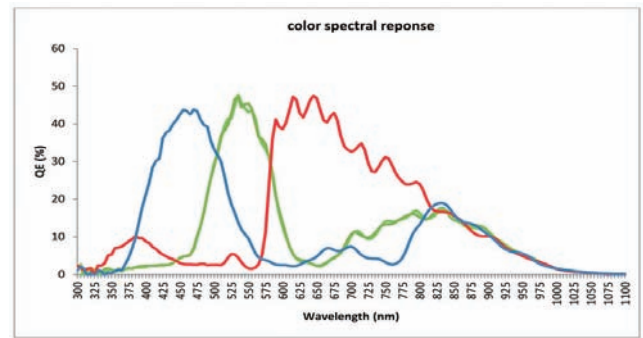
## CMV2000/CMV4000

2/3" CMOS 2M Monochrome / 1" CMOS 4M Monochrome



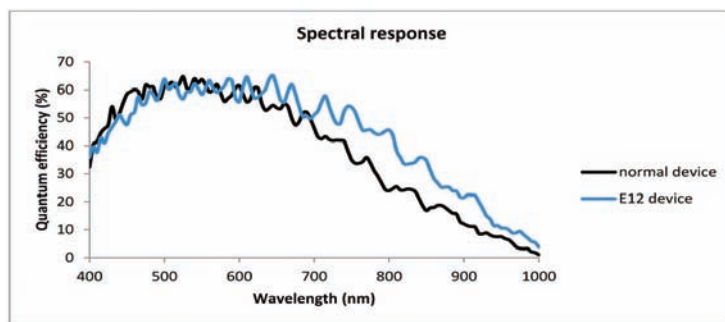
## CMV2000/CMV4000

2/3" CMOS 2M Color / 1" CMOS 4M Color



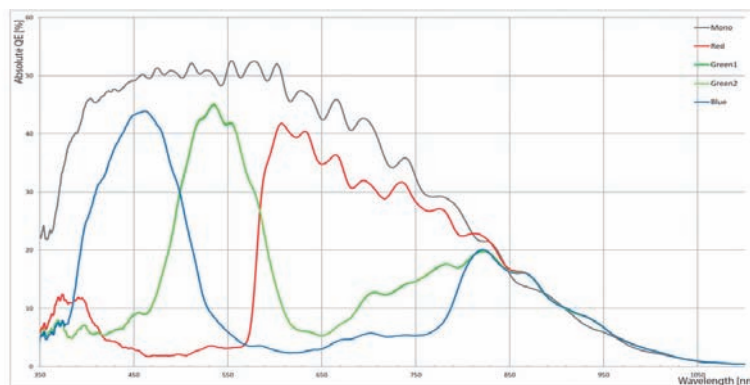
## CMV2000/CMV4000

2/3" CMOS 2M NIR / 1" CMOS 4M NIR



## CMV12000

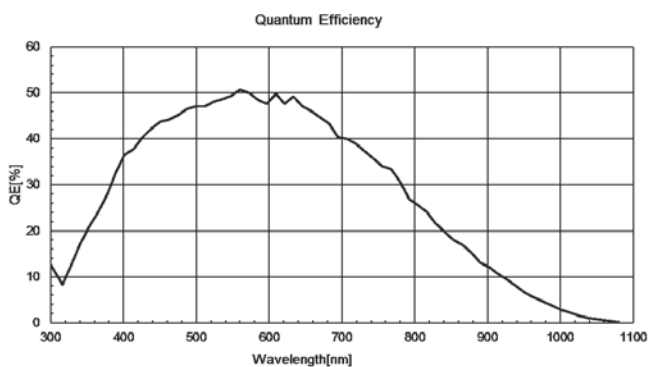
1.76" CMOS 12M Monochrome, Color



## CMV12000

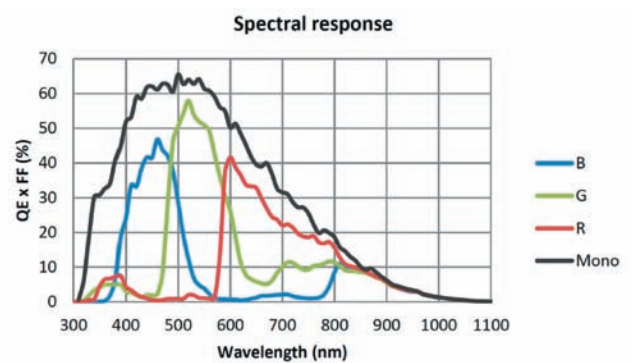
## PYTHON 25K

APS-H CMOS 25M, Monochrome



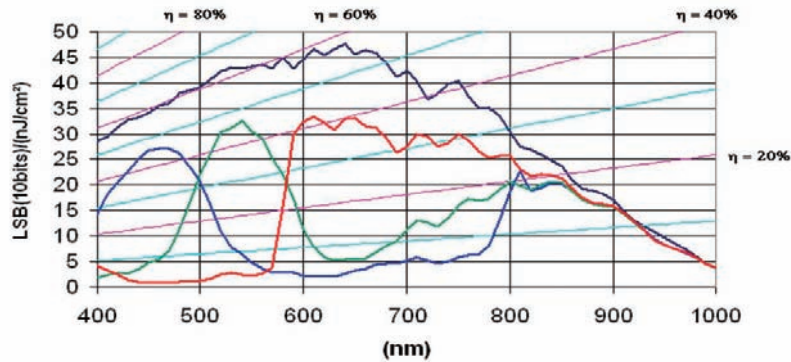
## GMAX0505

1.1" CMOS 25M Monochrome, Color



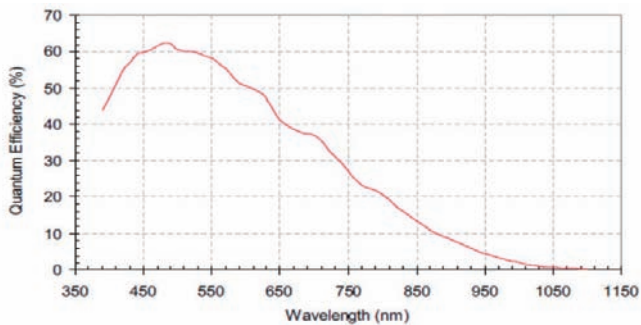


1/1.8" CMOS 1.3M Monochrome, Color



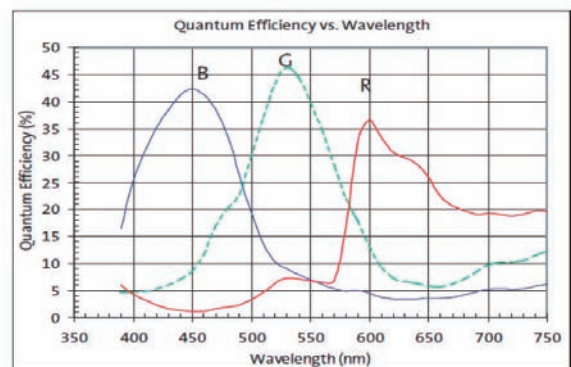
## MT9P031

1/2.5" CMOS 5M Monochrome



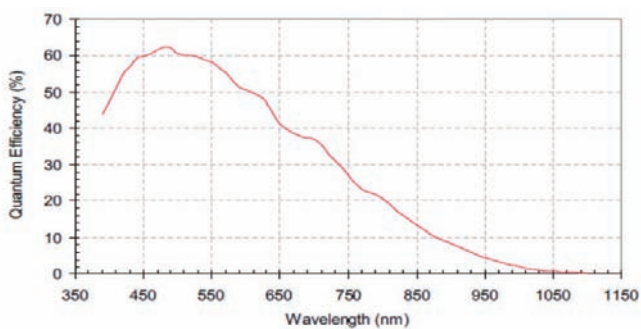
## MT9P031

1/2.5" CMOS 5M Color



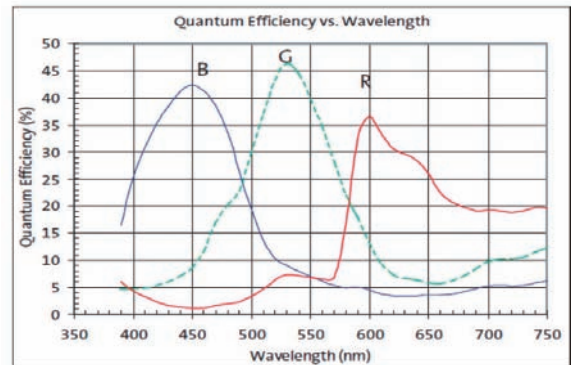
## AR0521

1/2.5" CMOS 5M Monochrome



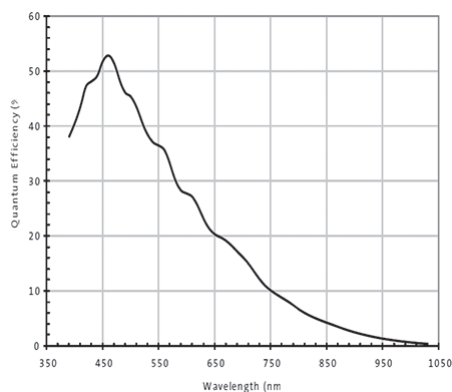
## AR0521

1/2.5" CMOS 5M Color



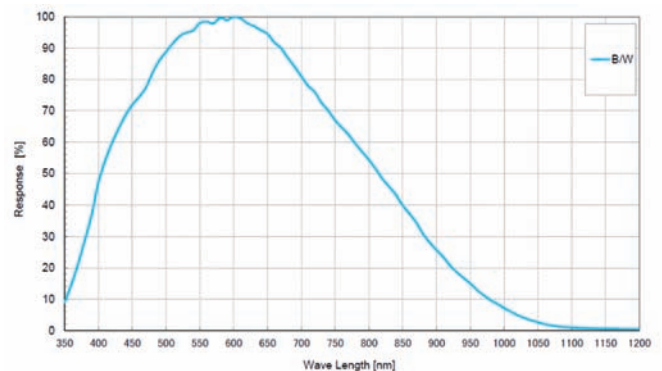
## MT9J003

1/2.3" CMOS 10M Monochrome



## RJ33B4AA0DT

1/3 CCD VGA Monochrome

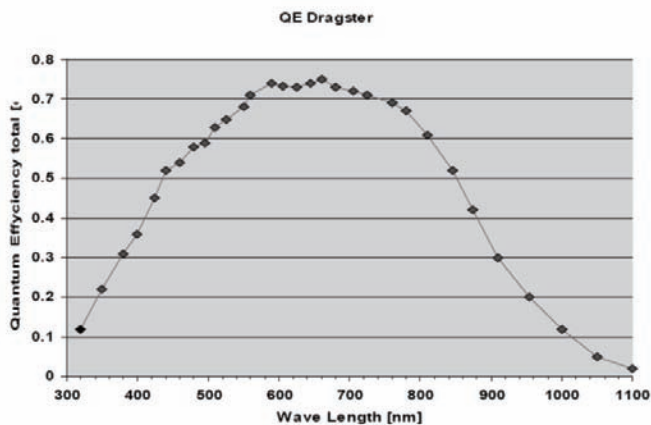




# Line Scanning Camera Spectral Characteristics Chart

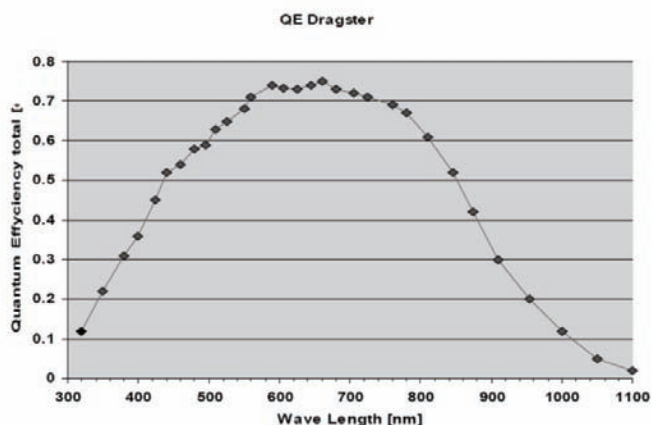
## DR-2K-7, DR-4K-7, DR-4K-3.5

2K / 7  $\mu\text{m}$  / single  
4K / 7  $\mu\text{m}$  / single  
4K / 3.5  $\mu\text{m}$  / single



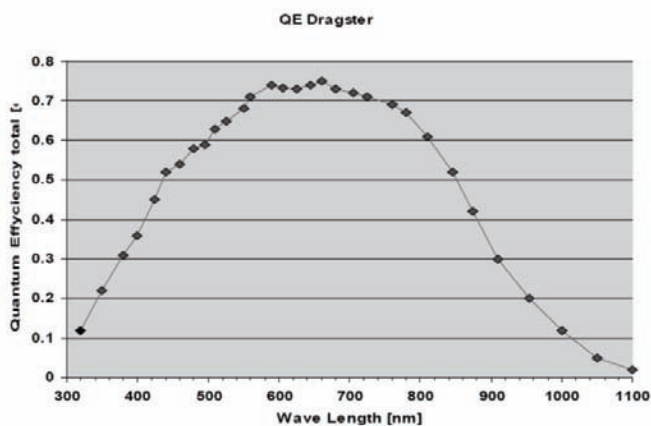
## DR-8K-7, DR-8K-3.5, DR-16K-3.5

8K / 7  $\mu\text{m}$  / single  
8K / 3.5  $\mu\text{m}$  / single  
16K / 3.5  $\mu\text{m}$  / single



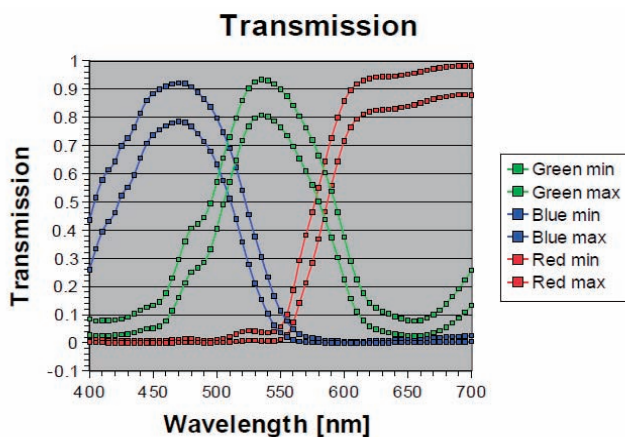
## DR-2X2K-7-inver, DR-2X4K-7-inver, DR-2X8K-7

2K / 7  $\mu\text{m}$  / dual  
4K / 7  $\mu\text{m}$  / dual  
8K / 7  $\mu\text{m}$  / dual



## DR-2X2K-7-inver-RGB, DR-2X4K-7-inver-RGB, DR-2X8K-7-RGB

2K / 7  $\mu\text{m}$  / dual  
4K / 7  $\mu\text{m}$  / dual  
8K / 7  $\mu\text{m}$  / dual



## Trademarks

---

- \* Camera Link, GigE Vision, USB3Vision, and PoCL are trademarks of AIA (Automated Imaging Association).
- \* CoaXPress is a trademark of JIIA (Japan Industrial Imaging Association).
- \* Opt-C:Link is a registered trademark of AVAL DATA CORPORATION.
- \* Windows and Microsoft Visual Studio are either registered trademarks or trademarks of Microsoft Corporation in the United States and/or other countries.
- \* Other company names and product names in this document are the trademarks or registered trademarks of their respective companies.



# Terms and Conditions Agreement

## Read and understand this catalog.

Please read and understand this catalog before purchasing the products. Please consult your OMRON representative if you have any questions or comments.

## Warranties.

- (a) Exclusive Warranty. Omron's exclusive warranty is that the Products will be free from defects in materials and workmanship for a period of twelve months from the date of sale by Omron (or such other period expressed in writing by Omron). Omron disclaims all other warranties, express or implied.
- (b) Limitations. OMRON MAKES NO WARRANTY OR REPRESENTATION, EXPRESS OR IMPLIED, ABOUT NON-INFRINGEMENT, MERCHANTABILITY OR FITNESS FOR A PARTICULAR PURPOSE OF THE PRODUCTS. BUYER ACKNOWLEDGES THAT IT ALONE HAS DETERMINED THAT THE PRODUCTS WILL SUITABLY MEET THE REQUIREMENTS OF THEIR INTENDED USE.

Omron further disclaims all warranties and responsibility of any type for claims or expenses based on infringement by the Products or otherwise of any intellectual property right. (c) Buyer Remedy. Omron's sole obligation hereunder shall be, at Omron's election, to (i) replace (in the form originally shipped with Buyer responsible for labor charges for removal or replacement thereof) the non-complying Product, (ii) repair the non-complying Product, or (iii) repay or credit Buyer an amount equal to the purchase price of the non-complying Product; provided that in no event shall Omron be responsible for warranty, repair, indemnity or any other claims or expenses regarding the Products unless Omron's analysis confirms that the Products were properly handled, stored, installed and maintained and not subject to contamination, abuse, misuse or inappropriate modification. Return of any Products by Buyer must be approved in writing by Omron before shipment. Omron Companies shall not be liable for the suitability or unsuitability or the results from the use of Products in combination with any electrical or electronic components, circuits, system assemblies or any other materials or substances or environments. Any advice, recommendations or information given orally or in writing, are not to be construed as an amendment or addition to the above warranty.

See <http://www.omron.com/global/> or contact your Omron representative for published information.

## Limitation on Liability; Etc.

OMRON COMPANIES SHALL NOT BE LIABLE FOR SPECIAL, INDIRECT, INCIDENTAL, OR CONSEQUENTIAL DAMAGES, LOSS OF PROFITS OR PRODUCTION OR COMMERCIAL LOSS IN ANY WAY CONNECTED WITH THE PRODUCTS, WHETHER SUCH CLAIM IS BASED IN CONTRACT, WARRANTY, NEGLIGENCE OR STRICT LIABILITY.

Further, in no event shall liability of Omron Companies exceed the individual price of the Product on which liability is asserted.

## Suitability of Use.

Omron Companies shall not be responsible for conformity with any standards, codes or regulations which apply to the combination of the Product in the Buyer's application or use of the Product. At Buyer's request, Omron will provide applicable third party certification documents identifying ratings and limitations of use which apply to the Product. This information by itself is not sufficient for a complete determination of the suitability of the Product in combination with the end product, machine, system, or other application or use. Buyer shall be solely responsible for determining appropriateness of the particular Product with respect to Buyer's application, product or system. Buyer shall take application responsibility in all cases.

NEVER USE THE PRODUCT FOR AN APPLICATION INVOLVING SERIOUS RISK TO LIFE OR PROPERTY OR IN LARGE QUANTITIES WITHOUT ENSURING THAT THE SYSTEM AS A WHOLE HAS BEEN DESIGNED TO ADDRESS THE RISKS, AND THAT THE OMRON PRODUCT(S) IS PROPERLY RATED AND INSTALLED FOR THE INTENDED USE WITHIN THE OVERALL EQUIPMENT OR SYSTEM.

## Programmable Products.

Omron Companies shall not be responsible for the user's programming of a programmable Product, or any consequence thereof.

## Performance Data.

Data presented in Omron Company websites, catalogs and other materials is provided as a guide for the user in determining suitability and does not constitute a warranty. It may represent the result of Omron's test conditions, and the user must correlate it to actual application requirements. Actual performance is subject to the Omron's Warranty and Limitations of Liability.

## Change in Specifications.

Product specifications and accessories may be changed at any time based on improvements and other reasons. It is our practice to change part numbers when published ratings or features are changed, or when significant construction changes are made. However, some specifications of the Product may be changed without any notice. When in doubt, special part numbers may be assigned to fix or establish key specifications for your application. Please consult with your Omron's representative at any time to confirm actual specifications of purchased Product.

## Errors and Omissions.

Information presented by Omron Companies has been checked and is believed to be accurate; however, no responsibility is assumed for clerical, typographical or proofreading errors or omissions.

**Note: Do not use this document to operate the Unit.**

**OMRON Corporation Industrial Automation Company**

**Kyoto, JAPAN**

**Contact : [www.ia.omron.com](http://www.ia.omron.com)**

***Regional Headquarters***

**OMRON EUROPE B.V.**

Wegalaan 67-69, 2132 JD Hoofddorp  
The Netherlands  
Tel: (31) 2356-81-300 Fax: (31) 2356-81-388

**OMRON ASIA PACIFIC PTE. LTD.**

438B Alexandra Road, #08-01/02 Alexandra  
Technopark, Singapore 119968  
Tel: (65) 6835-3011 Fax: (65) 6835-2711

**OMRON ELECTRONICS LLC**

2895 Greenspoint Parkway, Suite 200  
Hoffman Estates, IL 60169 U.S.A.  
Tel: (1) 847-843-7900 Fax: (1) 847-843-7787

**OMRON (CHINA) CO., LTD.**

Room 2211, Bank of China Tower,  
200 Yin Cheng Zhong Road,  
PuDong New Area, Shanghai, 200120, China  
Tel: (86) 21-5037-2222 Fax: (86) 21-5037-2200

**Authorized Distributor:**

©OMRON Corporation 2017-2023 All Rights Reserved.  
In the interest of product improvement,  
specifications are subject to change without notice.

**CSM\_6\_2**

**Cat. No. Q259-E1-13 0123 (1117)**

# Mouser Electronics

Authorized Distributor

Click to View Pricing, Inventory, Delivery & Lifecycle Information:

[Omron:](#)

[TP-JVA](#)