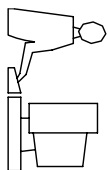
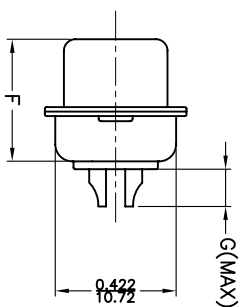
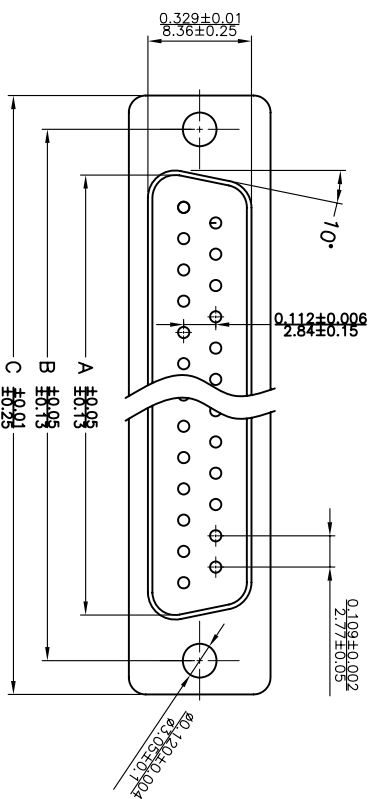


THIS IS A CAD GENERATED DRAWING
 DID NOT MAKE MANUAL REVISIONS TO MASTER.



* UNLESS OTHERWISE SPECIFIED TOLERANCES
 ON DECIMAL IS: .XX ± 0.35
 UNIT: MM



Material & Finish
 Shell:
 Steel
 Nickel or Tin plated
 Pin Contact:
 Brass
 Gold plated over nickel

Insulator:
 PBT glass-fiber reinforced UL 94-V0

Number of contact:
 9, 15, 25, 37, 50

Current rating: 5 amp

Dielectric strength:
 1000V for one minute

Insulator resistance:
 1000MΩ Min at 500V DC

Temperature: -55°C ~ 105°C

MATING FACE

ITEM NO	A	B	C	D	E	F	G	H
MHDM9SP	16.92(0.666)	24.99(0.984)	30.81(1.213)	19.23(0.757)	1.0(0.0394)	10.8(0.425)	2.7(0.106)	5.84(0.23)
MHDM15SP	25.25(0.994)	33.32(1.312)	39.14(1.541)	27.56(1.085)	1.0(0.0394)	10.8(0.425)	2.7(0.106)	5.84(0.23)
MHDM25SP	38.96(1.534)	47.04(1.852)	53.04(2.088)	41.30(1.625)	1.0(0.0394)	10.8(0.425)	2.7(0.106)	5.84(0.23)
MHDM37SP	55.42(2.182)	63.50(2.500)	69.32(2.729)	57.71(2.272)	1.0(0.0394)	10.8(0.425)	2.7(0.106)	5.84(0.23)
MHDM50SP	52.86(2.081)	61.11(2.406)	66.92(2.634)	55.30(2.177)	1.0(0.0394)	10.8(0.425)	2.7(0.106)	5.84(0.23)

THESE DRAWINGS AND SPECIFICATIONS ARE THE
 PROPERTY OF MH CONNECTORS LTD. AND SHALL NOT
 BE REPRODUCED, COPIED OR USED AS THE BASIS FOR
 THE MANUFACTURE OR SALE OF APPARATUS WITHOUT
 WRITTEN PERMISSION.

DRAWN

Johnny

DATE
 07-24-12

APPROVED

DATE

SCALE

1:1

SHEET OF
 1 DF 1

REV:
 1.0

DRAWING No

MHDM SP



THIS SERIES FULLY CONFORMS TO THE
 EUROPEAN UNION DIRECTIVES 2002/95/EC
 AND 2002/96/EC FOR ROHS COMPLIANCY.



MH CONNECTORS LTD.

Mouser Electronics

Authorized Distributor

Click to View Pricing, Inventory, Delivery & Lifecycle Information:

[NorComp:](#)

[MHDM37SP](#) [MHDM15SP](#) [MHDM25SP](#) [MHDM9SP](#)