

E

D

C

B

A

6

5

4

3

2

1

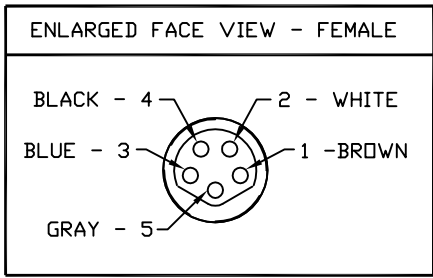
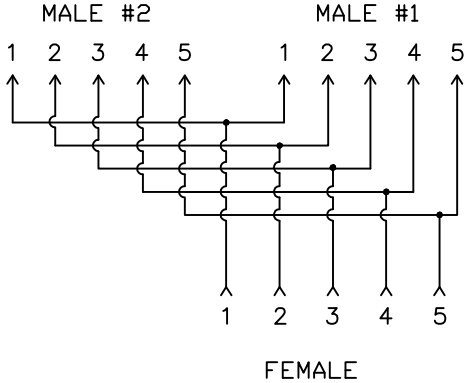
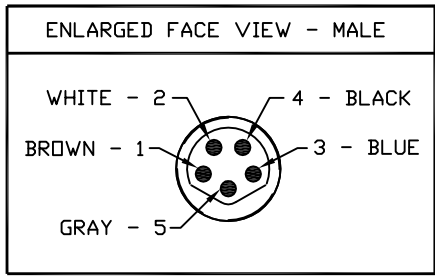
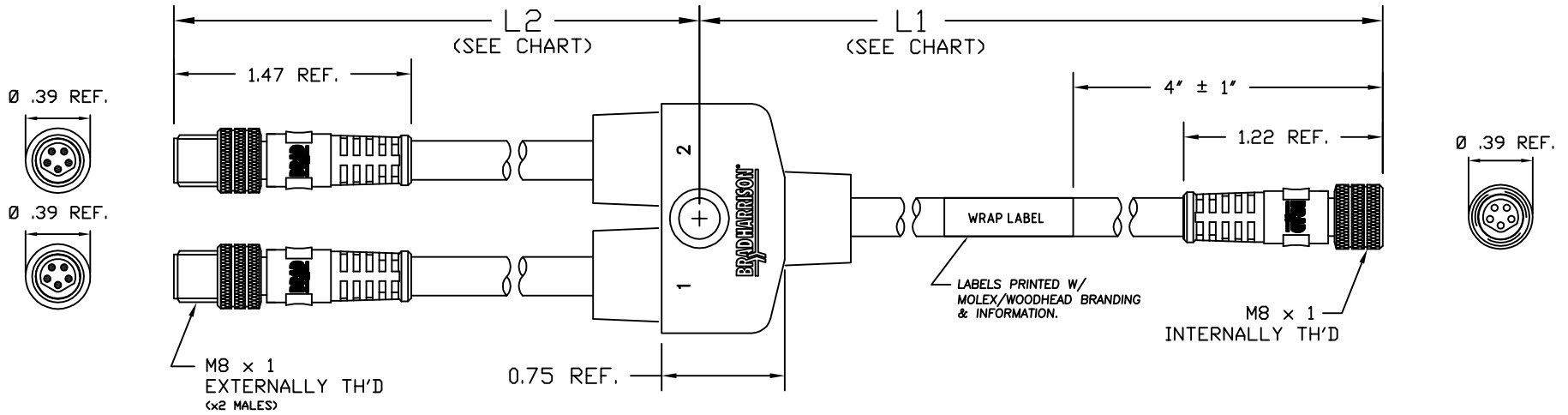
E

D

C

B

A



WIRE DIAGRAM

SPECIFICATIONS:

M8 NANO-CHANGE HEADS:
 COUPLING NUT MATERIAL: NICKEL-PLATED BRASS
 CONTACT MATERIAL: GOLD/NICKEL OVER COPPER ALLOY
 INSERT MATERIAL: BLACK PUR
 OVERMOLD: M8 CONNECTORS = YELLOW TPE
 SPLITTER BODY = YELLOW PVC
 O-RING: VITON

CABLE: #22/5 YELLOW PVC
 RATING: 60VAC 75VDC, 3A

SAP P/N#	L1	L2	TOLERANCE
1200890093	7.87" (0.2M)	7.87" (0.2M)	+0.75"/-0

RELEASE:XRPM A200905172 EC NO: WEL2010-0091 DRWN: VOU 9/1/09 CHKD: TWOLDEGE2009/09/02 APPR: JFMURPHY 2009/10/27	QUALITY SYMBOLS ▽=0 ▽C=0	GENERAL TOLERANCES (UNLESS SPECIFIED)		DIMENSION STYLE		SCALE	DESIGN UNITS	THIRD ANGLE PROJECTION		
			mm	INCH	----		1:1		INCH	
		4 PLACES	±----	±----	DRAWN BY		DATE		TITLE	
		3 PLACES	±----	±0.05	VOU		2009/08/26		NANO-CHANGE SPLITTER 5P FEMALE - 5P MALE (X2) #22/5 PVC CABLE	
2 PLACES	±----	±0.10	CHECKED BY		DATE	MATERIAL NO.				
1 PLACE	±----	±0.20	TWOLDEGE		2009/09/02	DOCUMENT NO.				
ANGULAR ±1°			APPROVED BY		DATE	MOLEX INCORPORATED				
DRAFT WHERE APPLICABLE MUST REMAIN WITHIN DIMENSIONS			JFMURPHY		2009/10/23	SD-120089-001				
			SEE CHART		SHEET NO. 1 OF 1					
1			SIZE A		THIS DRAWING CONTAINS INFORMATION THAT IS PROPRIETARY TO MOLEX INCORPORATED AND SHOULD NOT BE USED WITHOUT WRITTEN PERMISSION					

6

5

4

3

2

1

Mouser Electronics

Authorized Distributor

Click to View Pricing, Inventory, Delivery & Lifecycle Information:

[Molex:](#)

[1200890093](#)