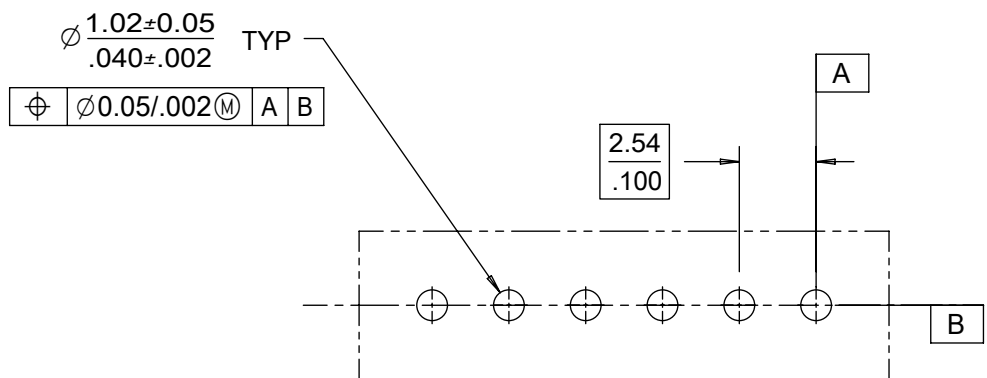
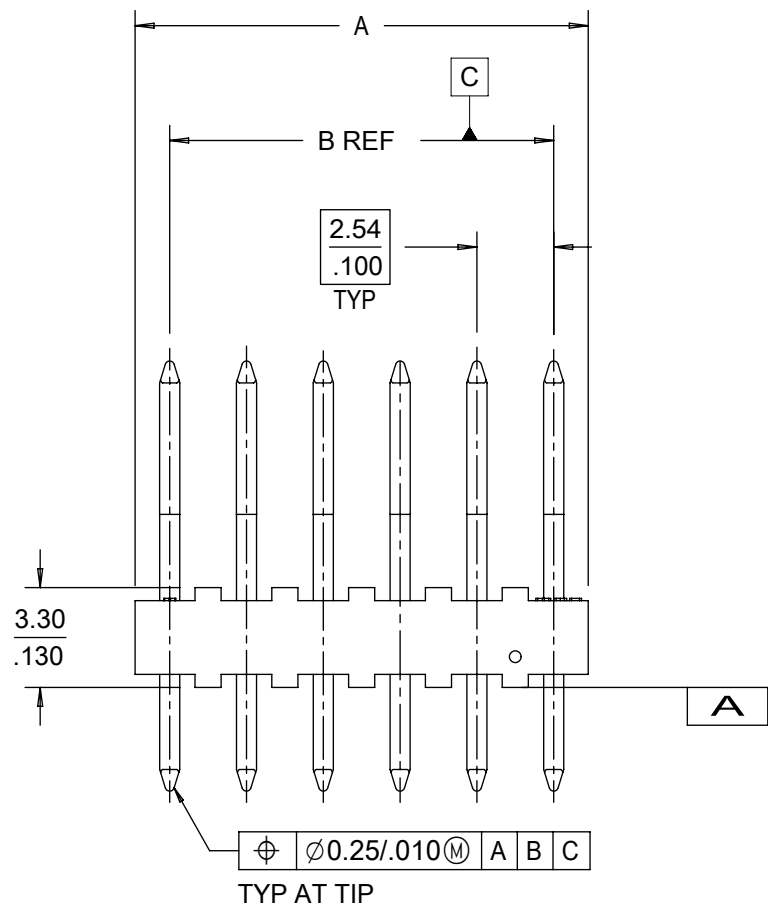
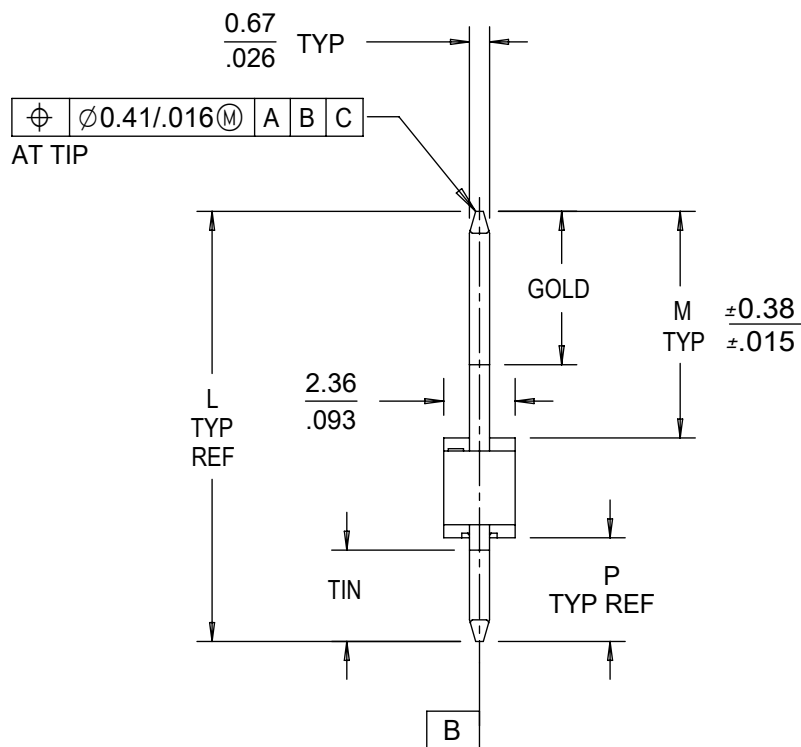


SEE NOTE 8



PCB LAYOUT: COMPONENT SIDE
RECOMMENDED PCB THICKNESS: 1.57/.062



- NOTES:
- MATERIAL: NYLON, UL 94V-0, COLOR: WHITE
 - FINISH:
 - 197 = OVERALL REFLOWED MATTE TIN: 0.00152/.000060 MIN. OVER 0.00127/.000050 MIN. NICKEL
 - 222 = OVERALL MATTE TIN: 0.00254/.000100 MIN. OVER 0.00127/.000050 MIN. NICKEL
 - 241 = SELECT GOLD: 0.00051/.000020 MIN. SELECT MATTE TIN: 0.00254/.000100 MIN. OVERALL NICKEL UNDERPLATE: 0.00127/.000050 MIN.
 - PRODUCT SPEC: PS-10-07
 - PACKAGING SPEC: SEE CHART
 - SOLDERABILITY SPEC: SMES-152
 - PIN PUSHOUT FORCE: 8.9N / 2 LBS MIN
 - PARTS ARE STACKABLE END TO END AND SIDE TO SIDE ON 2.54/.100 CENTERS.
 - THIS PART CONFORMS TO CLASS B REQUIREMENTS OF COSMETIC SPECIFICATION PS-45499-002 EXCEPT THIN WALLS ON STANDOFFS CONFORM TO CLASS C REQUIREMENTS FOR SHORT FILL

CKTS	DIM A	DIM B
02	4.83±0.20 .190±.008	2.54 .100
03	7.37±0.20 .290±.008	5.08 .200
04	9.91±0.20 .390±.008	7.62 .300
05	12.45±0.20 .490±.008	10.16 .400
06	14.99±0.23 .590±.009	12.70 .500
07	17.53±0.23 .690±.009	15.24 .600
08	20.07±0.23 .790±.009	17.78 .700
09	22.61±0.25 .890±.010	20.32 .800
10	25.15±0.25 .990±.010	22.86 .900
11	27.69±0.25 1.090±.010	25.40 1.000
12	30.23±0.28 1.190±.011	27.94 1.100
13	32.77±0.28 1.290±.011	30.48 1.200
14	35.31±0.28 1.390±.011	33.02 1.300
15	37.85±0.28 1.490±.011	35.56 1.400
16	40.39±0.28 1.590±.011	38.10 1.500

QUALITY SYMBOLS ▽ = 0 ▽ = 0 ▽ = 0 ▽ = 0 ▽ = 0 ▽ = 0 ▽ = 0 ▽ = 0 ▽ = 0	THIS DRAWING CONTAINS INFORMATION THAT IS PROPRIETARY TO MOLEX ELECTRONIC TECHNOLOGIES, LLC AND SHOULD NOT BE USED WITHOUT WRITTEN PERMISSION																						
	NOTE 8 UPDATED EC NO: 168043 DRWN: PKH CHK'D: SS06 REV APPR: ISHWARG	GENERAL TOLERANCES (UNLESS SPECIFIED)		DIMENSION UNITS	SCALE																		
		<table border="1"> <tr><th></th><th>MM</th><th>INCH</th></tr> <tr><td>4 PLACES</td><td>±</td><td>±</td></tr> <tr><td>3 PLACES</td><td>±</td><td>± 0.015</td></tr> <tr><td>2 PLACES</td><td>± 0.38</td><td>±</td></tr> <tr><td>1 PLACES</td><td>±</td><td>±</td></tr> <tr><td>0 PLACES</td><td>±</td><td>±</td></tr> </table>			MM	INCH	4 PLACES	±	±	3 PLACES	±	± 0.015	2 PLACES	± 0.38	±	1 PLACES	±	±	0 PLACES	±	±	MM/IN	1:1
			MM	INCH																			
4 PLACES	±	±																					
3 PLACES	±	± 0.015																					
2 PLACES	± 0.38	±																					
1 PLACES	±	±																					
0 PLACES	±	±																					
<table border="1"> <tr><th>DRWN BY</th><th>DATE</th></tr> <tr><td>KSAMIEC</td><td>2011/03/22</td></tr> <tr><th>CHK'D BY</th><th>DATE</th></tr> <tr><td>MKIPPER</td><td>2011/03/21</td></tr> <tr><th>APPR BY</th><th>DATE</th></tr> <tr><td>JCOMERCI</td><td>2011/09/30</td></tr> </table>		DRWN BY	DATE	KSAMIEC	2011/03/22	CHK'D BY	DATE	MKIPPER	2011/03/21	APPR BY	DATE	JCOMERCI	2011/09/30	PRODUCT CUSTOMER DRAWING SERIES: 4030 MATERIAL NUMBER: SEE CHART CUSTOMER: GENERAL MARKET									
DRWN BY	DATE																						
KSAMIEC	2011/03/22																						
CHK'D BY	DATE																						
MKIPPER	2011/03/21																						
APPR BY	DATE																						
JCOMERCI	2011/09/30																						
DRAFT WHERE APPLICABLE MUST REMAIN WITHIN DIMENSIONS		DRAWING SIZE: B	THIRD ANGLE PROJECTION																				
RELEASE STATUS: P1 RELEASE DATE: 17.11.2017 05:12:55		DOCUMENT NUMBER: SD-4030-0002 DOC TYPE: PSD DOC PART: 001 SHEET NUMBER: 1 OF 5																					

E

ASSY NO:	A-4030-NB(197)	ASSY NO:	A-4030-NB(241)	ASSY NO:	A-4030-NA(241)A	ASSY NO:	A-4030-NF(197)
PLATING:	197 OVERALL TIN	PLATING:	241 SELECT GOLD 20 MI	PLATING:	241 SELECT GOLD 20 MI	PLATING:	197 OVERALL TIN
DIM L:	17.53/.690	DIM L:	17.53/.690	DIM L:	14.22/.560	DIM L:	21.34/.840
DIM M:	11.05/.435	DIM M:	11.05/.435	DIM M:	7.49/.295	DIM M:	14.22/.560
GOLD:	NA	GOLD:	5.08/.200	GOLD:	3.56/.140	GOLD:	NA
DIM P:	3.18/.125	DIM P:	3.18/.125	DIM P:	3.43/.135	DIM P:	3.81/.150
TIN:	OVERALL	TIN:	3.43/.135	TIN:	3.43/.135	TIN:	OVERALL
PACK:	PK-4030-001 (BULK)	PACK:	PK-4030-001 (BULK)	PACK:	PK-44743-002 (TUBE)	PACK:	PK-4030-001 (BULK)

D

CKT	PART NO:	ENGINEERING NO:	CKT	PART NO:	ENGINEERING NO:	CKT	PART NO:	ENGINEERING NO:	CKT	PART NO:	ENGINEERING NO:
02	22-03-2022	A-4030-02B(197)	02	22-10-2022	A-4030-02B(241)	02	22-47-9029	A-4030-02A(241)A	02	22-03-2026	A-4030-02F(197)
03	22-03-2032	A-4030-03B(197)	03	22-10-2032	A-4030-03B(241)	03	22-47-9039	A-4030-03A(241)A	03	22-03-2036	A-4030-03F(197)
04	22-03-2042	A-4030-04B(197)	04	22-10-2042	A-4030-04B(241)	04	22-47-9049	A-4030-04A(241)A	04	22-03-2046	A-4030-04F(197)
05	22-03-2052	A-4030-05B(197)	05	22-10-2052	A-4030-05B(241)	05	22-47-9059	A-4030-05A(241)A	05	22-03-2056	A-4030-05F(197)
06	22-03-2062	A-4030-06B(197)	06	22-10-2062	A-4030-06B(241)	06	22-47-9069	A-4030-06A(241)A	06	22-03-2066	A-4030-06F(197)
07	22-03-2072	A-4030-07B(197)	07	22-10-2072	A-4030-07B(241)	07	22-47-9079	A-4030-07A(241)A	07	22-03-2076	A-4030-07F(197)
08	22-03-2082	A-4030-08B(197)	08	22-10-2082	A-4030-08B(241)	08	22-47-9089	A-4030-08A(241)A	08	22-03-2086	A-4030-08F(197)
09	22-03-2092	A-4030-09B(197)	09	22-10-2092	A-4030-09B(241)	09	22-47-9099	A-4030-09A(241)A	09	22-03-2096	A-4030-09F(197)
10	22-03-2102	A-4030-10B(197)	10	22-10-2102	A-4030-10B(241)	10	22-47-9109	A-4030-10A(241)A	10	22-03-2106	A-4030-10F(197)
11	22-03-2112	A-4030-11B(197)	11	22-10-2112	A-4030-11B(241)	11	22-47-9119	A-4030-11A(241)A	11	22-03-2116	A-4030-11F(197)
12	22-03-2122	A-4030-12B(197)	12	22-10-2122	A-4030-12B(241)	12	22-47-9129	A-4030-12A(241)A	12	22-03-2126	A-4030-12F(197)
13	22-03-2132	A-4030-13B(197)	13	22-10-2132	A-4030-13B(241)	13	22-47-9139	A-4030-13A(241)A	13	22-03-2136	A-4030-13F(197)
14	22-03-2142	A-4030-14B(197)	14	22-10-2142	A-4030-14B(241)	14	22-47-9149	A-4030-14A(241)A	14	22-03-2146	A-4030-14F(197)
15	22-03-2152	A-4030-15B(197)	15	22-10-2152	A-4030-15B(241)	15	22-47-9159	A-4030-15A(241)A	15	22-03-2156	A-4030-15F(197)
16	22-03-2162	A-4030-16B(197)	16	22-10-2162	A-4030-16B(241)	16	22-47-9169	A-4030-16A(241)A	16	22-03-2166	A-4030-16F(197)

C

B

A

QUALITY SYMBOLS 	THIS DRAWING CONTAINS INFORMATION THAT IS PROPRIETARY TO MOLEX ELECTRONIC TECHNOLOGIES, LLC AND SHOULD NOT BE USED WITHOUT WRITTEN PERMISSION													
	NOTE 8 UPDATED EC NO: 168043 DRWN: PKH CHK'D: SS06 REV APPR: ISHWARG	GENERAL TOLERANCES (UNLESS SPECIFIED)		DIMENSION UNITS		SCALE								
				MM/IN		1:1								
				MM INCH		DRWN BY DATE								
		4 PLACES ± ±		KSAMIEC		2011/03/22								
		3 PLACES ± ± 0.015		CHK'D BY DATE		MKIPPER 2011/03/21								
	2 PLACES ± 0.38 ±		APPR BY DATE		JCOMERCI 2011/09/30									
	1 PLACES ± ±		ANGULAR TOL ± 0.5		DRAWING SIZE		THIRD ANGLE PROJECTION		SERIES		MATERIAL NUMBER		CUSTOMER	
	0 PLACES ± ±		DRAFT WHERE APPLICABLE MUST REMAIN WITHIN DIMENSIONS		B				4030		SEE CHART		GENERAL MARKET	
									DOCUMENT NUMBER		DOC TYPE		DOC PART SHEET NUMBER	
								SD-4030-0002		PSD		001 2 OF 5		

ASSY NO:	A-4030-NAB(197)	ASSY NO:	A-4030-NAF(197)	ASSY NO:	A-4030-NAH(197)	ASSY NO:	A-4030-NBE(197)				
PLATING:	197 OVERALL TIN	PLATING:	197 OVERALL TIN	PLATING:	197 OVERALL TIN	PLATING:	197 OVERALL TIN				
DIM L:	11.94/.470	DIM L:	21.34/.840	DIM L:	23.88/.940	DIM L:	16.00/.630				
DIM M:	5.79/.228	DIM M:	14.94/.588	DIM M:	17.37/.684	DIM M:	9.27/.365				
GOLD:	NA	GOLD:	NA	GOLD:	NA	GOLD:	NA				
DIM P:	2.84/.112	DIM P:	3.10/.122	DIM P:	3.20/.126	DIM P:	3.43/.135				
TIN:	OVERALL TIN	TIN:	OVERALL TIN	TIN:	OVERALL TIN	TIN:	OVERALL TIN				
PACK:	PK-4030-001 (BULK)	PACK:	PK-4030-001 (BULK)	PACK:	PK-4030-001 (BULK)	PACK:	PK-4030-001 (BULK)				
CKT	PART NO:	ENGINEERING NO:	CKT	PART NO:	ENGINEERING NO:	CKT	PART NO:	ENGINEERING NO:	CKT	PART NO:	ENGINEERING NO:
02	22-03-3021	A-4030-02AB(197)	02	22-03-2023	A-4030-02AF(197)	02	22-03-2028	A-4030-02AH(197)	02	22-03-2027	A-4030-02BE(197)
03	22-65-1030	A-4030-03AB(197)	03	22-03-2033	A-4030-03AF(197)	03	22-03-2038	A-4030-03AH(197)	03	22-03-2037	A-4030-03BE(197)
04	22-65-1040	A-4030-04AB(197)	04	22-03-2043	A-4030-04AF(197)	04	22-03-2048	A-4030-04AH(197)	04	22-03-2047	A-4030-04BE(197)
05	22-65-1050	A-4030-05AB(197)	05	22-03-2053	A-4030-05AF(197)	05	22-03-2058	A-4030-05AH(197)	05	22-03-2057	A-4030-05BE(197)
06	22-65-1060	A-4030-06AB(197)	06	22-03-2063	A-4030-06AF(197)	06	22-03-2068	A-4030-06AH(197)	06	22-03-2067	A-4030-06BE(197)
07	22-65-1070	A-4030-07AB(197)	07	22-03-2073	A-4030-07AF(197)	07	22-03-2078	A-4030-07AH(197)	07	22-03-2077	A-4030-07BE(197)
08	22-65-1080	A-4030-08AB(197)	08	22-03-2083	A-4030-08AF(197)	08	22-03-2088	A-4030-08AH(197)	08	22-03-2087	A-4030-08BE(197)
09	22-65-1090	A-4030-09AB(197)	09	22-03-2093	A-4030-09AF(197)	09	22-03-2098	A-4030-09AH(197)	09	22-03-2097	A-4030-09BE(197)
10	22-65-1100	A-4030-10AB(197)	10	22-03-2103	A-4030-10AF(197)	10	22-03-2108	A-4030-10AH(197)	10	22-03-2107	A-4030-10BE(197)
11	22-65-1110	A-4030-11AB(197)	11	22-03-2113	A-4030-11AF(197)	11	22-03-2118	A-4030-11AH(197)	11	22-03-2117	A-4030-11BE(197)
12	22-65-1120	A-4030-12AB(197)	12	22-03-2123	A-4030-12AF(197)	12	22-03-2128	A-4030-12AH(197)	12	22-03-2127	A-4030-12BE(197)
13	22-65-1130	A-4030-13AB(197)	13	22-03-2133	A-4030-13AF(197)	13	22-03-2138	A-4030-13AH(197)	13	22-03-2137	A-4030-13BE(197)
14	22-65-1140	A-4030-14AB(197)	14	22-03-2143	A-4030-14AF(197)	14	22-03-2148	A-4030-14AH(197)	14	22-03-2147	A-4030-14BE(197)
15	22-65-1150	A-4030-15AB(197)	15	22-03-2153	A-4030-15AF(197)	15	22-03-2158	A-4030-15AH(197)	15	22-03-2157	A-4030-15BE(197)
16	22-65-1160	A-4030-16AB(197)	16	22-03-2163	A-4030-16AF(197)	16	22-03-2168	A-4030-16AH(197)	16	22-03-2167	A-4030-16BE(197)

QUALITY SYMBOLS 	THIS DRAWING CONTAINS INFORMATION THAT IS PROPRIETARY TO MOLEX ELECTRONIC TECHNOLOGIES, LLC AND SHOULD NOT BE USED WITHOUT WRITTEN PERMISSION										
	NOTE 8 UPDATED EC NO: 168043 DRWN: PKH CHK'D: SS06 REV APPR: ISHWARG 2017/11/02 2017/11/13 2017/11/17	GENERAL TOLERANCES (UNLESS SPECIFIED)		DIMENSION UNITS		SCALE					
				MM/IN		1:1					
				MM INCH		DRWN BY DATE		KK 100 HEADER ASSEMBLY NON STANDARD OPTIONS			
		4 PLACES ± ±		KSAMIEC 2011/03/22							
		3 PLACES ± ± 0.015		CHK'D BY DATE		PRODUCT CUSTOMER DRAWING					
		2 PLACES ± 0.38 ±		MKIPPER 2011/03/21							
		1 PLACES ± ±		APPR BY DATE		SERIES MATERIAL NUMBER CUSTOMER 4030 SEE CHART GENERAL MARKET					
		0 PLACES ± ±		JCOMERCI 2011/09/30							
		ANGULAR TOL ± 0.5		DRAWING SIZE THIRD ANGLE PROJECTION		DOCUMENT NUMBER DOC TYPE DOC PART SHEET NUMBER SD-4030-0002 PSD 001 3 OF 5					
DRAFT WHERE APPLICABLE MUST REMAIN WITHIN DIMENSIONS		B									

E

D

C

B

A

ASSY NO:	A-4030-NBJ(197)	ASSY NO:	A-4030-NBP(197)	ASSY NO:	A-4030-NEL(197)	ASSY NO:	A-4030-NJH(222)				
PLATING:	197 OVERALL TIN	PLATING:	197 OVERALL TIN	PLATING:	197 OVERALL TIN	PLATING:	222 OVERALL TIN				
DIM L:	17.53/.690	DIM L:	24.38/.960	DIM L:	14.99/.590	DIM L:	11.56/.455				
DIM M:	7.49/.295	DIM M:	18.03/.710	DIM M:	8.26/.325	DIM M:	4.88/.192				
GOLD:	NA	GOLD:	NA	GOLD:	NA	GOLD:	NA				
DIM P:	6.73/.265	DIM P:	3.05/.120	DIM P:	3.43/.135	DIM P:	3.38/.133				
TIN:	OVERALL TIN	TIN:	OVERALL TIN	TIN:	OVERALL TIN	TIN:	OVERALL TIN				
PACK:	PK-4030-001 (BULK)	PACK:	PK-4030-001 (BULK)	PACK:	PK-4030-001 (BULK)	PACK:	PK-4030-001 (BULK)				
CKT	PART NO:	ENGINEERING NO:	CKT	PART NO:	ENGINEERING NO:	CKT	PART NO:	ENGINEERING NO:			
02	22-03-5027	A-4030-02BJ(197)	02	22-03-5023	A-4030-02BP(197)	02	22-47-2029	A-4030-02EL(197)	02	50-29-1613	A-4030-02JH(222)
03	22-03-5037	A-4030-03BJ(197)	03	22-03-5033	A-4030-03BP(197)	03	22-47-2039	A-4030-03EL(197)	03		A-4030-03JH(222)
04	22-03-5047	A-4030-04BJ(197)	04	22-03-5043	A-4030-04BP(197)	04	22-47-2049	A-4030-04EL(197)	04		A-4030-04JH(222)
05	22-03-5057	A-4030-05BJ(197)	05	22-03-5053	A-4030-05BP(197)	05	22-47-2059	A-4030-05EL(197)	05		A-4030-05JH(222)
06	22-03-5067	A-4030-06BJ(197)	06	22-03-5063	A-4030-06BP(197)	06	22-47-2069	A-4030-06EL(197)	06		A-4030-06JH(222)
07	22-03-5077	A-4030-07BJ(197)	07	22-03-5073	A-4030-07BP(197)	07	22-47-2079	A-4030-07EL(197)	07		A-4030-07JH(222)
08	22-03-5087	A-4030-08BJ(197)	08	22-03-5083	A-4030-08BP(197)	08	22-47-2089	A-4030-08EL(197)	08		A-4030-08JH(222)
09	22-03-5097	A-4030-09BJ(197)	09	22-03-5093	A-4030-09BP(197)	09	22-47-2099	A-4030-09EL(197)	09		A-4030-09JH(222)
10	22-03-5107	A-4030-10BJ(197)	10	22-03-5103	A-4030-10BP(197)	10	22-47-2109	A-4030-10EL(197)	10		A-4030-10JH(222)
11	22-03-5117	A-4030-11BJ(197)	11	22-03-5113	A-4030-11BP(197)	11	22-47-2119	A-4030-11EL(197)	11		A-4030-11JH(222)
12	22-03-5127	A-4030-12BJ(197)	12	22-03-5123	A-4030-12BP(197)	12	22-47-2129	A-4030-12EL(197)	12		A-4030-12JH(222)
13	22-03-5137	A-4030-13BJ(197)	13	22-03-5133	A-4030-13BP(197)	13	22-47-2139	A-4030-13EL(197)	13		A-4030-13JH(222)
14	22-03-5147	A-4030-14BJ(197)	14	22-03-5143	A-4030-14BP(197)	14	22-47-2149	A-4030-14EL(197)	14		A-4030-14JH(222)
15	22-03-5157	A-4030-15BJ(197)	15	22-03-5153	A-4030-15BP(197)	15	22-47-2159	A-4030-15EL(197)	15		A-4030-15JH(222)
16	22-03-5167	A-4030-16BJ(197)	16	22-03-5163	A-4030-16BP(197)	16	22-47-2169	A-4030-16EL(197)	16		A-4030-16JH(222)

QUALITY SYMBOLS 	THIS DRAWING CONTAINS INFORMATION THAT IS PROPRIETARY TO MOLEX ELECTRONIC TECHNOLOGIES, LLC AND SHOULD NOT BE USED WITHOUT WRITTEN PERMISSION										
	NOTE 8 UPDATED EC NO: 168043 DRWN: PKH CHK'D: SS06 REV APPR: ISHWARG 2017/11/02 2017/11/13 2017/11/17	GENERAL TOLERANCES (UNLESS SPECIFIED)		DIMENSION UNITS	SCALE						
				MM/IN	1:1						
				MM	INCH	DRWN BY	DATE	KK 100 HEADER ASSEMBLY NON STANDARD OPTIONS			
				4 PLACES ±	±	KSAMIEC	2011/03/22				
				3 PLACES ±	± 0.015	CHK'D BY	DATE	PRODUCT CUSTOMER DRAWING			
				2 PLACES ± 0.38	±	MKIPPER	2011/03/21				
				1 PLACES ±	±	APPR BY	DATE	SERIES MATERIAL NUMBER CUSTOMER 4030 SEE CHART GENERAL MARKET			
				0 PLACES ±	±	JCOMERCI	2011/09/30				
				ANGULAR TOL ± 0.5		DRAWING SIZE	THIRD ANGLE PROJECTION	DOCUMENT NUMBER DOC TYPE DOC PART SHEET NUMBER SD-4030-0002 PSD 001 4 OF 5			
		DRAFT WHERE APPLICABLE MUST REMAIN WITHIN DIMENSIONS		B							

E
D
C
B
A

ASSY NO:	A-4030-NA(197)A	ASSY NO:	A-4030-NF(241)	ASSY NO:		ASSY NO:	
PLATING:	197 OVERALL TIN	PLATING:	241 SELECT GOLD 20 MI	PLATING:		PLATING:	
DIM L:	14.22/.560	DIM L:	21.34/.840	DIM L:		DIM L:	
DIM M:	7.49/.295	DIM M:	14.22/.560	DIM M:		DIM M:	
GOLD:	NA	GOLD:	5.08/.200	GOLD:		GOLD:	
DIM P:	3.43/.135	DIM P:	3.81/.150	DIM P:		DIM P:	
TIN:	OVERALL TIN	TIN:	5.08/.200	TIN:		TIN:	
PACK:	PK-44743-002 (TUBE)	PACK:	PK-4030-001 (BULK)	PACK:		PACK:	
CKT	PART NO:	ENGINEERING NO:	CKT	PART NO:	ENGINEERING NO:	CKT	
02	22-47-4023	A-4030-02A(197)A	02	22-10-2024	A-4030-02F(241)	02	
03	22-47-4033	A-4030-03A(197)A	03	22-10-2034	A-4030-03F(241)	03	
04	22-47-4043	A-4030-04A(197)A	04	22-10-2044	A-4030-04F(241)	04	
05	22-47-4053	A-4030-05A(197)A	05	22-10-2054	A-4030-05F(241)	05	
06	22-47-4063	A-4030-06A(197)A	06	22-10-2064	A-4030-06F(241)	06	
07	22-47-4073	A-4030-07A(197)A	07	22-10-2074	A-4030-07F(241)	07	
08	22-47-4083	A-4030-08A(197)A	08	22-10-2084	A-4030-08F(241)	08	
09	22-47-4093	A-4030-09A(197)A	09	22-10-2094	A-4030-09F(241)	09	
10	22-47-4103	A-4030-10A(197)A	10	22-10-2104	A-4030-10F(241)	10	
11	22-47-4113	A-4030-11A(197)A	11	22-10-2114	A-4030-11F(241)	11	
12	22-47-4123	A-4030-12A(197)A	12	22-10-2124	A-4030-12F(241)	12	
13	22-47-4133	A-4030-13A(197)A	13	22-10-2134	A-4030-13F(241)	13	
14	22-47-4143	A-4030-14A(197)A	14	22-10-2144	A-4030-14F(241)	14	
15	22-47-4153	A-4030-15A(197)A	15	22-10-2154	A-4030-15F(241)	15	
16	22-47-4163	A-4030-16A(197)A	16	22-10-2164	A-4030-16F(241)	16	

QUALITY SYMBOLS 	THIS DRAWING CONTAINS INFORMATION THAT IS PROPRIETARY TO MOLEX ELECTRONIC TECHNOLOGIES, LLC AND SHOULD NOT BE USED WITHOUT WRITTEN PERMISSION												
	NOTE 8 UPDATED EC NO: 168043 DRWN: PKH CHK'D: SS06 REV APPR: ISHWARG	GENERAL TOLERANCES (UNLESS SPECIFIED)				DIMENSION UNITS MM/IN		SCALE 1:1					
		MM		INCH		DRWN BY		DATE					
		4 PLACES ±		±		KSAMIEC		2011/03/22		KK 100 HEADER ASSEMBLY NON STANDARD OPTIONS			
		3 PLACES ±		± 0.015		CHK'D BY		DATE					
		2 PLACES ± 0.38		±		MKIPPER		2011/03/21					
	1 PLACES ±		±		APPR BY		DATE		PRODUCT CUSTOMER DRAWING				
	0 PLACES ±		±		JCOMERCI		2011/09/30						
	ANGULAR TOL ± 0.5				DRAWING SIZE		THIRD ANGLE PROJECTION		SERIES: 4030 MATERIAL NUMBER: SEE CHART CUSTOMER: GENERAL MARKET				
	DRAFT WHERE APPLICABLE MUST REMAIN WITHIN DIMENSIONS				B				DOCUMENT NUMBER: SD-4030-0002 DOC TYPE: PSD DOC PART: 001 SHEET NUMBER: 5 OF 5				

A

Mouser Electronics

Authorized Distributor

Click to View Pricing, Inventory, Delivery & Lifecycle Information:

[Molex:](#)

[22-47-4023](#)