


# NeoMesh Click - 915MHz



PID: MIKROE-6007

**NeoMesh Click - 915MHz** is a compact add-on board with a low-power, long-range transceiver, ideal for Mesh wireless networking. This board features the [NC1000C-9](#), a wireless Mesh network module from NeoCortec. With an additional antenna that MIKROE offers connected to the module's u.FI connector, you can create a fully functional wireless Mesh network node that will work in the Sub-GHz frequency band of 915MHz. The module has a generic application layer that can be configured to suit applications. This Click board™ makes the perfect solution for the development of wireless sensor networks, automatic meter reading, advanced metering architecture, industrial automation, agricultural and forest monitoring, and more.

NeoMesh Click - 915MHz is fully compatible with the mikroBUS™ socket and can be used on any host system supporting the [mikroBUS™](#) standard. It comes with the [mikroSDK](#) open-source libraries, offering unparalleled flexibility for evaluation and customization. What sets this Click board™ apart is the groundbreaking [ClickID](#) feature, enabling your host system to seamlessly and automatically detect and identify this add-on board.

## How does it work?

NeoMesh Click - 915MHz is based on the NC1000C-9, a wireless Mesh network module from NeoCortec. Besides being controlled by the host MCU, NeoMesh Click can be used as a standalone device. You can configure the module over the System API (SAPI), a UART-based interface with hardware flow control. This interface is configured to ensure direct compatibility with the FTDI serial to USB cable. When using the NeoMesh Click as a standalone board, the application interface of the NeoMesh module can be easily accessed through the pin header located at the side of the module. There are eight pins, six in the header labeled P2-7, which

Mikroe produces entire development toolchains for all major microcontroller architectures.

Committed to excellency, we are dedicated to helping engineers bring the project development up to speed and achieve outstanding results.




ISO 27001: 2013 certification of informational security management system.  
ISO 14001: 2015 certification of environmental management system.  
OHSAS 18001: 2008 certification of occupational health and safety management system.



ISO 9001: 2015 certification of quality management system (QMS).

allows you to use up to 6 channels of 12-bit ADC, GPIOs, I2C sensors, and UART application APIs. Specific pins of this header can be used to interface with an external microcontroller through UART.



The module also can be configured wirelessly. At the bottom side, there is an unconnected WES jumper. You can use the Wireless Encrypted Setup by connecting it, but only if it is already configured through the WES procedure. Every WES channel has a specified AES 128 encryption key. Just beside is another jumper, VCC, this one connected. The NeoMesh is optimized for ultra-low power operation and allows operation on small batteries for several years. If you want to make an ultra-low power node, consider using the NeoMesh Click with some low-power development board with battery management, such as the Clicker 2 series or similar. This scenario is ideal where the node can send data infrequently and the payload size is small.

NeoMesh is a wireless system designed with versatility in mind, allowing users to build products in many different application areas. This system can handle data transmission, lost neighbor nodes, moving nodes, and more. Data transmission through the network is done sequentially from node to node until the data reaches its destination. There are three types of NeoMesh devices: coordinator, router, and end device. You can configure your device according to your needs.

NeoMesh uses a standard UART serial interface to communicate with the host MCU, with commonly used UART RX and TX pins and a transfer speed of 115200bps. Hardware control flow is available through the CTS pin. You can also use an I2C interface as a virtual UART. There are unpopulated pull-up resistors on I2C lines. The I2C interface can be enabled over the I2C SEL jumper. While disabled, you can use the WUP pin to indicate the WakeUp activity state of the module; otherwise, the WUP function is unavailable. The module can be reset over the RST pin. The generic application activity is indicated over the APP pin with a logic LOW state when active. If the Wireless Encrypted Setup JP2 jumper is closed, you can enable the WES client over the WES pin.

The board features one u.FI connector for the main LTE antenna that MIKROE offers, like the [WiFi 2.4GHz/5.4GHz Active FPC Antenna](#) for efficient connectivity.

This Click board™ can be operated only with a 3.3V logic voltage level. The board must perform appropriate logic voltage level conversion before using MCUs with different logic levels. Also, it comes equipped with a library containing functions and an example code that

Mikroe produces entire development toolchains for all major microcontroller architectures.

Committed to excellency, we are dedicated to helping engineers bring the project development up to speed and achieve outstanding results.



ISO 27001: 2013 certification of informational security management system.  
ISO 14001: 2015 certification of environmental management system.  
OHSAS 18001: 2008 certification of occupational health and safety management system.



ISO 9001: 2015 certification of quality management system (QMS).


can be used as a reference for further development.

## Specifications

Type	Mesh Network, Sub-1 GHz Transceivers
Applications	Can be used for the development of wireless sensor networks, automatic meter reading, advanced metering architecture, industrial automation, agricultural and forest monitoring, and more
On-board modules	NC1000C-9 - wireless Mesh network module from NeoCortec
Key Features	Full system in module, fully functional wireless Mesh network node, generic application layer which can be configured to suit product needs, NeoMesh protocol stack optimized for ultra-low power and reliability, and more
Interface	I2C, UART
Feature	ClickID
Compatibility	mikroBUS™
Click board size	M (42.9 x 25.4 mm)
Input Voltage	3.3V

## Pinout diagram

This table shows how the pinout on NeoMesh Click - 915MHz corresponds to the pinout on the mikroBUS™ socket (the latter shown in the two middle columns).

Notes	Pin					Pin	Notes
Generic APP Activity	<b>APP</b>	1	AN	PWM	16	<b>CTS</b>	External sync
Reset / ID SEL	<b>RST</b>	2	RST	INT	15	<b>WUP</b>	Interrupt
WES Client / ID COMM	<b>WES</b>	3	CS	RX	14	<b>TX</b>	UART TX
	NC	4	SCK	TX	13	<b>RX</b>	UART RX
	NC	5	MISO	SCL	12	<b>SCL</b>	I2C Clock
	NC	6	MOSI	SDA	11	<b>SDA</b>	I2C Data
Power Supply	<b>3.3V</b>	7	3.3V	5V	10	NC	
Ground	<b>GND</b>	8	GND	GND	9	<b>GND</b>	Ground

## Onboard settings and indicators

Label	Name	Default	Description
LD1	PWR	-	Power LED Indicator
JP1	VCC	Closed	Low-power application usage when opened
JP2	WES	Open	Wireless Encryption Setup enabled when

Mikroe produces entire development toolchains for all major microcontroller architectures.

Committed to excellency, we are dedicated to helping engineers bring the project development up to speed and achieve outstanding results.



ISO 27001: 2013 certification of informational security management system.  
ISO 14001: 2015 certification of environmental management system.  
OHSAS 18001: 2008 certification of occupational health and safety management system.



ISO 9001: 2015 certification of quality management system (QMS).

			closed
JP3	I2C SEL	Left	I2C Interface Selection OFF/ON: Left position OFF, Right position ON

## NeoMesh Click - 915MHz electrical specifications

Description	Min	Typ	Max	Unit
Supply Voltage	-	3.3	-	V
Operating Frequency	-	915	-	MHz
Output Power	-10	-	+30	dBm

## Software Support

We provide a library for the NeoMesh 915MHz Click as well as a demo application (example), developed using MIKROE [compilers](#). The demo can run on all the main MIKROE [development boards](#).

Package can be downloaded/installed directly from NECTO Studio Package Manager(recommended), downloaded from our [LibStock™](#) or found on [Mikroe github account](#).

## Library Description

This library contains API for NeoMesh 915MHz Click driver.

Key functions

- neomesh915mhz\_send\_aapi\_frame This function sends a desired AAPI frame by using UART serial interface.
- neomesh915mhz\_read\_aapi\_frame This function reads an AAPI frame by using UART serial interface.
- neomesh915mhz\_send\_sapi\_frame This function sends a desired SAPI frame by using UART serial interface.

## Example Description

This example demonstrates the use of NeoMesh 915MHz Click board™ by showing the communication between the two click boards.

The full application code, and ready to use projects can be installed directly from NECTO Studio Package Manager(recommended), downloaded from our [LibStock™](#) or found on [Mikroe github account](#).

Other Mikroe Libraries used in the example:

- MikroSDK.Board
- MikroSDK.Log
- Click.NeoMesh915MHz

## Additional notes and informations

Mikroe produces entire development toolchains for all major microcontroller architectures.  
Committed to excellency, we are dedicated to helping engineers bring the project development up to speed and achieve outstanding results.



ISO 27001: 2013 certification of informational security management system.  
ISO 14001: 2015 certification of environmental management system.  
OHSAS 18001: 2008 certification of occupational health and safety management system.



ISO 9001: 2015 certification of quality management system (QMS).

Depending on the development board you are using, you may need [USB UART click](#), [USB UART 2 Click](#) or [RS232 Click](#) to connect to your PC, for development systems with no UART to USB interface available on the board. UART terminal is available in all MIKROE [compilers](#).

## mikroSDK

This Click board™ is supported with [mikroSDK](#) - MIKROE Software Development Kit. To ensure proper operation of mikroSDK compliant Click board™ demo applications, mikroSDK should be downloaded from the [LibStock](#) and installed for the compiler you are using.

For more information about mikroSDK, visit the [official page](#).

## Resources

[mikroBUS™](#)

[mikroSDK](#)

[Click board™ Catalog](#)

[Click boards™](#)

[ClickID](#)

## Downloads

[NC1000 datasheet](#)

[NeoMesh Click - 915MHz 2D and 3D files](#)

[NeoMesh Click - 915MHz schematic](#)

[NeoMesh Click - 915MHz example on Libstock](#)

Mikroe produces entire development toolchains for all major microcontroller architectures.

Committed to excellency, we are dedicated to helping engineers bring the project development up to speed and achieve outstanding results.



ISO 27001: 2013 certification of informational security management system.  
ISO 14001: 2015 certification of environmental management system.  
OHSAS 18001: 2008 certification of occupational health and safety management system.



ISO 9001: 2015 certification of quality management system (QMS).

# Mouser Electronics

Authorized Distributor

Click to View Pricing, Inventory, Delivery & Lifecycle Information:

[Mikroe:](#)

[MIKROE-6007](#)