

Features

- For Surface Mount Applications
- Halogen Free. "Green" Device (Note 1)
- Moisture Sensitivity Level 1
- Epoxy Meets UL 94 V-0 Flammability Rating
- Lead Free Finish/RoHS Compliant (Note2) ("P" Suffix Designates RoHS Compliant. See Ordering Information)

Maximum Ratings(@ 25°C Unless Otherwise Specified)

Parameter	Symbol	Rating	Unit
DC Power Dissipation at $T_L = 75^\circ\text{C}$	PD	1	W
Maximum Instantaneous Forward Voltage@ $I_F = 200\text{mA}$	VF	1.2	V
Operating Junction Temperature Range	TJ	-55~150	°C
Storage Temperature Range	Tstg	-55~150	°C

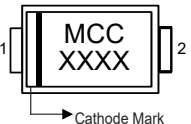
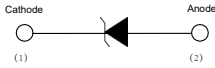
Thermal Characteristics(@ 25°C Unless Otherwise Specified)

Parameter	Symbol	Rating	Unit
Typical Thermal Resistance Junction to Lead	$R_{\theta JL}$	25	°C/W
Typical Thermal Resistance Junction to Ambient	$R_{\theta JA}$	120	°C/W

Note:

1. Halogen free "Green" products are defined as those which contain <900ppm bromine, <900ppm chlorine (<1500ppm total Br + Cl) and <1000ppm antimony compounds.
2. High Temperature Solder Exemption Applied, see EU Directive Annex 7a.
3. Thermal resistance from junction to ambient and from junction to lead mounted on P.C.B. with 0.2" x 0.2" (5 mm x 5 mm) copper pad areas

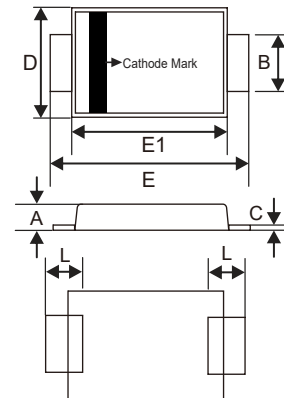
Internal Structure

Description	Simplified outline	Graphic symbol
Uni-directional		

XXXX = Marking code

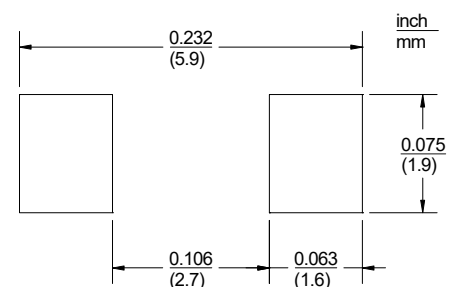
1.0 Watt Zener Diodes 6.2V to 100V

DO-221AC(SMA-FL)



DIM	INCHES		MM		NOTE
	MIN	MAX	MIN	MAX	
A	0.035	0.049	0.90	1.25	
B	0.049	0.065	1.25	1.65	
C	0.004	0.016	0.10	0.40	
D	0.089	0.116	2.25	2.95	
E	0.173	0.220	4.40	5.60	
E1	0.126	0.181	3.20	4.60	
L	0.020	0.059	0.50	1.50	

Suggested Solder Pad Layout



Electrical Characteristics @ 25°C Unless Otherwise Specified

Part Number	Nominal Zener Voltage			Test Current	Maximum Dynamic Impedance Resistance			Maximum Reverse leakage Current		Maximum DC Zener Current	Marking Code
	VZ@IZT				IZT	ZZT @ IZT	ZZK @t IZK	IZK	IR		
	Min(V)	Nom(V)	Max(V)	mA						Ω	
SMAF4735A	5.89	6.2	6.51	41	2	700	1	10	3.0	146	F35A
SMAF4736A	6.46	6.8	7.14	37	3.5	700	1	10	4.0	133	F36A
SMAF4737A	7.13	7.5	7.88	34	4	700	0.5	10	5.0	121	F37A
SMAF4738A	7.79	8.2	8.61	31	4.5	700	0.5	10	6.0	110	F38A
SMAF4739A	8.65	9.1	9.56	28	5	700	0.5	10	7.0	100	F39A
SMAF4740A	9.50	10.0	10.50	25	7	700	0.25	10	7.6	91	F40A
SMAF4741A	10.45	11.0	11.55	23	8	700	0.25	5	8.4	83	F41A
SMAF4742A	11.40	12.0	12.60	21	9	700	0.25	5	9.1	76	F42A
SMAF4743A	12.35	13.0	13.65	19	10	700	0.25	5	9.9	69	F43A
SMAF4744A	14.25	15.0	15.75	17	14	700	0.25	5	11.4	61	F44A
SMAF4745A	15.20	16.0	16.80	15.5	16	700	0.25	5	12.2	57	F45A
SMAF4746A	17.10	18.0	18.90	14.0	20	750	0.25	5	13.7	50	F46A
SMAF4747A	19.00	20.0	21.00	12.5	22	750	0.25	5	15.2	45	F47A
SMAF4748A	20.90	22.0	23.10	11.5	23	750	0.25	5	16.7	41	F48A
SMAF4749A	22.80	24.0	25.20	10.5	25	750	0.25	5	18.2	38	F49A
SMAF4750A	25.65	27.0	28.35	9.5	35	750	0.25	5	20.6	34	F50A
SMAF4751A	28.50	30.0	31.50	8.5	40	1000	0.25	5	22.8	30	F51A
SMAF4752A	31.35	33.0	34.65	7.5	45	1000	0.25	5	25.1	27	F52A
SMAF4753A	34.20	36.0	37.80	7	50	1000	0.25	5	27.4	25	F53A
SMAF4754A	37.05	39.0	40.95	6.5	60	1000	0.25	5	29.7	23	F54A
SMAF4755A	40.85	43.0	45.15	6	70	1500	0.25	5	32.7	22	F55A
SMAF4756A	44.65	47.0	49.35	5.5	80	1500	0.25	5	35.8	19	F56A
SMAF4757A	48.45	51.0	53.55	5	95	1500	0.25	5	38.8	18	F57A
SMAF4758A	53.20	56.0	58.80	4.5	110	2000	0.25	5	42.6	16	F58A
SMAF4759A	58.90	62.0	65.10	4	125	2000	0.25	5	47.1	14	F59A
SMAF4760A	64.60	68.0	71.40	3.7	150	2000	0.25	5	51.7	13	F60A
SMAF4761A	71.25	75.0	78.75	3.3	175	2000	0.25	5	56.0	12	F61A
SMAF4762A	77.90	82.0	86.10	3	200	3000	0.25	5	62.2	11	F62A
SMAF4763A	86.45	91.0	95.55	2.8	250	3000	0.25	5	69.2	10	F63A
SMAF4764A	95.00	100.0	105.00	2.5	350	3000	0.25	5	76.0	9	F64A

Curve Characteristics

Fig. 1 - Pulse Derating Curve

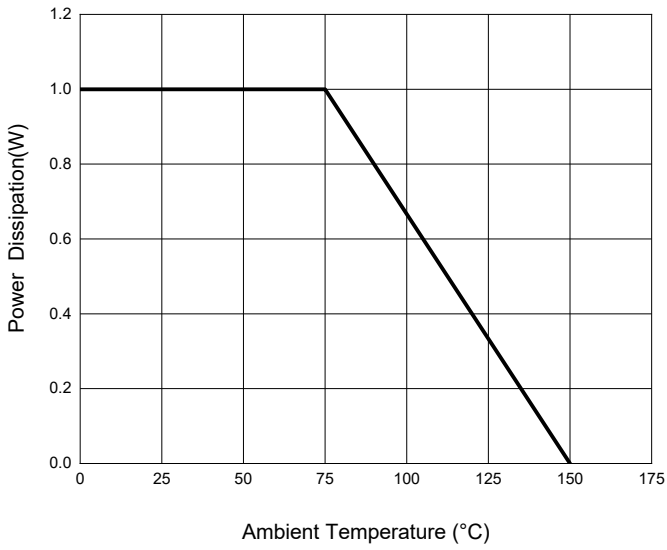


Fig. 2 - Typical Zener Breakdown Characteristics

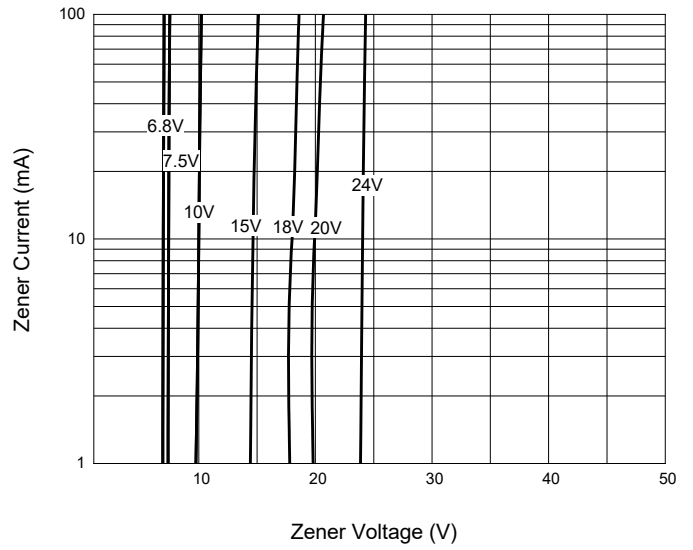


Fig.3- Typical Zener Breakdown Characteristics

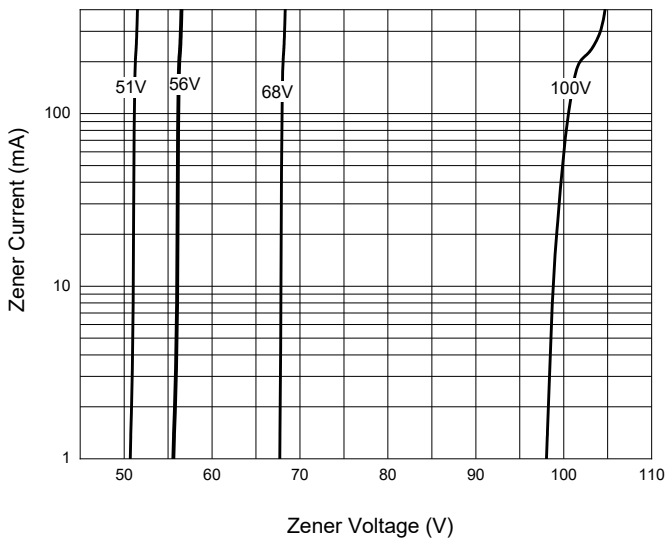
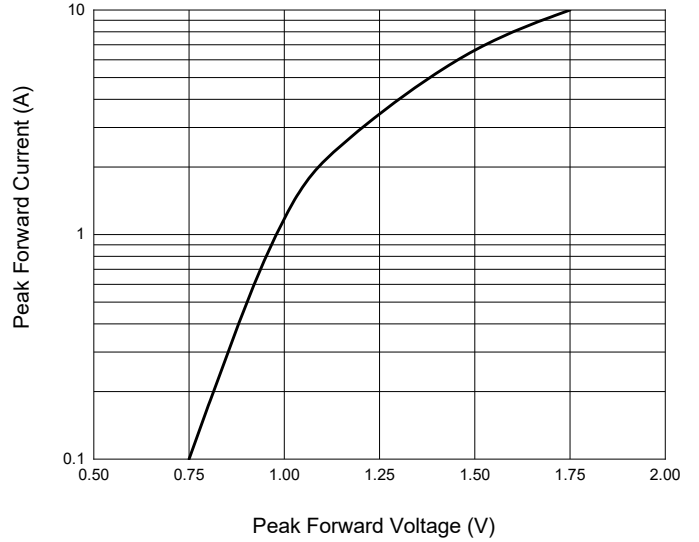


Fig.4- Typical Forward Characteristics



Ordering Information

Device	Packing
Part Number-TP	Tape&Reel:10Kpcs/Reel

IMPORTANT NOTICE

Micro Commercial Components Corp. reserves the right to make changes without further notice to any product herein to make corrections, modifications , enhancements , improvements , or other changes . **Micro Commercial Components Corp** . does not assume any liability arising out of the application or use of any product described herein; neither does it convey any license under its patent rights ,nor the rights of others . The user of products in such applications shall assume all risks of such use and will agree to hold **Micro Commercial Components Corp** . and all the companies whose products are represented on our website, harmless against all damages. **Micro Commercial Components Corp.** products are sold subject to the general terms and conditions of commercial sale, as published at <https://www.mccsemi.com/Home/TermsAndConditions>.

LIFE SUPPORT

MCC's products are not authorized for use as critical components in life support devices or systems without the express written approval of Micro Commercial Components Corporation.

CUSTOMER AWARENESS

Counterfeiting of semiconductor parts is a growing problem in the industry. Micro Commercial Components (MCC) is taking strong measures to protect ourselves and our customers from the proliferation of counterfeit parts. MCC strongly encourages customers to purchase MCC parts either directly from MCC or from Authorized MCC Distributors who are listed by country on our web page cited below. Products customers buy either from MCC directly or from Authorized MCC Distributors are genuine parts, have full traceability, meet MCC's quality standards for handling and storage. **MCC will not provide any warranty coverage or other assistance for parts bought from Unauthorized Sources.** MCC is committed to combat this global problem and encourage our customers to do their part in stopping this practice by buying direct or from authorized distributors.

Mouser Electronics

Authorized Distributor

Click to View Pricing, Inventory, Delivery & Lifecycle Information:

[Micro Commercial Components \(MCC\):](#)

[SMAF4753A-TP](#) [SMAF4764A-TP](#) [SMAF4752A-TP](#) [SMAF4755A-TP](#) [SMAF4740A-TP](#) [SMAF4763A-TP](#)
[SMAF4757A-TP](#) [SMAF4762A-TP](#) [SMAF4744A-TP](#) [SMAF4741A-TP](#) [SMAF4758A-TP](#) [SMAF4759A-TP](#) [SMAF4739A-](#)
[TP](#) [SMAF4746A-TP](#) [SMAF4749A-TP](#) [SMAF4737A-TP](#) [SMAF4748A-TP](#) [SMAF4742A-TP](#) [SMAF4760A-TP](#)
[SMAF4735A-TP](#) [SMAF4750A-TP](#) [SMAF4754A-TP](#) [SMAF4756A-TP](#) [SMAF4745A-TP](#) [SMAF4761A-TP](#) [SMAF4736A-](#)
[TP](#) [SMAF4738A-TP](#) [SMAF4747A-TP](#) [SMAF4751A-TP](#) [SMAF4743A-TP](#)