

	<b>E502650</b>
---	----------------

**Features**

- Halogen Free Available Upon Request By Adding Suffix "-HF"
- Lead Free Finish/RoHS Compliant (Note1) ("P" Suffix Designates Compliant. See Ordering Information)
- Epoxy Meets UL 94 V-0 Flammability Rating
- Moisture Sensitivity Level 1
- High Current Capability
- Low Forward Voltage Drop

**Maximum Ratings**

- Operating Junction Temperature Range: -55°C to +150°C
- Storage Temperature Range: -55°C to +150°C
- Typical Thermal Resistance: 1°C/W Junction to Case With Heatsink
- Typical Thermal Resistance: 22°C/W Junction to Ambient With Heatsink

**Mechanical Data**

- Mounting Torque: 5in-lbs

MCC Part Number	Device Marking	Maximum Recurrent Peak Reverse Voltage	Maximum RMS Voltage	Maximum DC Blocking Voltage
GBJ25L06	GBJ25L06	600V	420V	600V

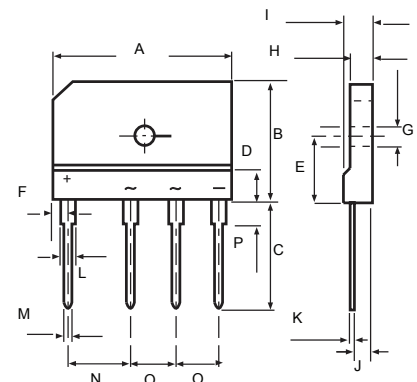
**Electrical Characteristics @ 25°C Unless Otherwise Specified**

Average Forward Current	$I_{F(AV)}$	25A 3.5A	$T_C=115^\circ\text{C}$ , With Heatsink $T_A=25^\circ\text{C}$ , Without Heatsink
Peak Forward Surge Current	$I_{FSM}$	320A 640A	8.3ms, Half Sine Wave 1.0ms, Square Wave
Current Squared Time	$I^2t$	425A <sup>2</sup> s	$1\text{ms} \leq t < 8.3\text{ms}$ , $T_J=25^\circ\text{C}$ , Rating of Per Diode
Maximum Instantaneous Forward Voltage	$V_F$	0.92V 0.87V(Typ.) 0.80V	$I_{FM}=12.5\text{A}$ ; $T_J=25^\circ\text{C}$ $I_{FM}=12.5\text{A}$ ; $T_J=125^\circ\text{C}$
Maximum DC Reverse Current At Rated DC Blocking Voltage	$I_R$	5μA 100μA	$T_J=25^\circ\text{C}$ ; $T_J=125^\circ\text{C}$ ;
Dielectric Strength	$V_{dis}$	2.5KV	Terminals to Case, AC 1 Minute
Typical Junction Capacitance	$C_J$	200pF	Measured at 1.0MHz $V_R=4.0\text{V}$
Maximum Reverse Recovery Time	$t_{rr}$	500ns	$I_F=0.5\text{A}$ ; $I_R=1.0\text{A}$ ; $I_{rr}=0.25\text{A}$

Note: 1. High Temperature Solder Exemption Applied, See EU Directive Annex 7a.

**25 Amp  
Low VF Bridge  
Rectifier 600  
Volts**

**GBJ**



DIM	DIMENSIONS				NOTE
	INCHES		MM		
	MIN	MAX	MIN	MAX	
A	1.170	1.190	29.70	30.30	
B	0.780	0.800	19.70	20.30	
C	0.670	0.710	17.00	18.00	
D	0.190	0.190	4.70	4.90	
E	0.430	0.440	10.80	11.20	
F	0.090	0.110	2.30	2.70	
G	0.120	0.130	3.10	3.40	
H	0.130	0.150	3.40	3.80	
I	0.170	0.190	4.40	4.80	
J	0.100	0.110	2.50	2.90	
K	0.020	0.030	0.60	0.80	
L	0.080	0.090	2.00	2.40	
M	0.040	0.040	0.90	1.10	
N	0.390	0.400	9.80	10.20	
O	0.290	0.300	7.30	7.70	
P	0.150	0.170	3.80	4.20	

**Curve Characteristics**

Fig. 1 - Forward Current Derating Curve

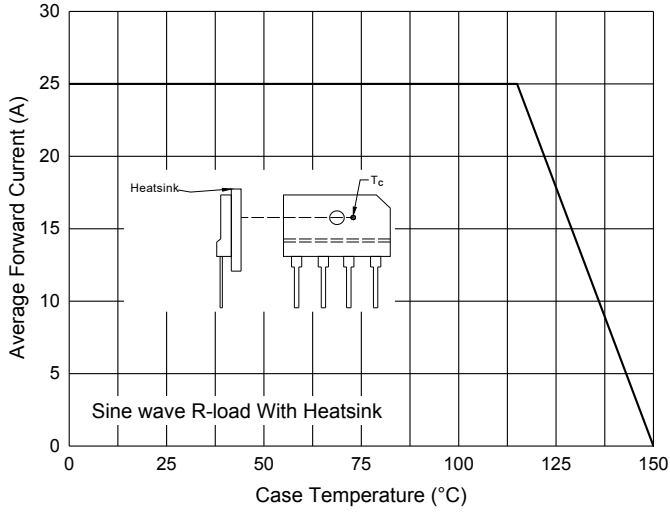


Fig. 2 - Maximum Non-Repetitive Peak Forward Surge Current

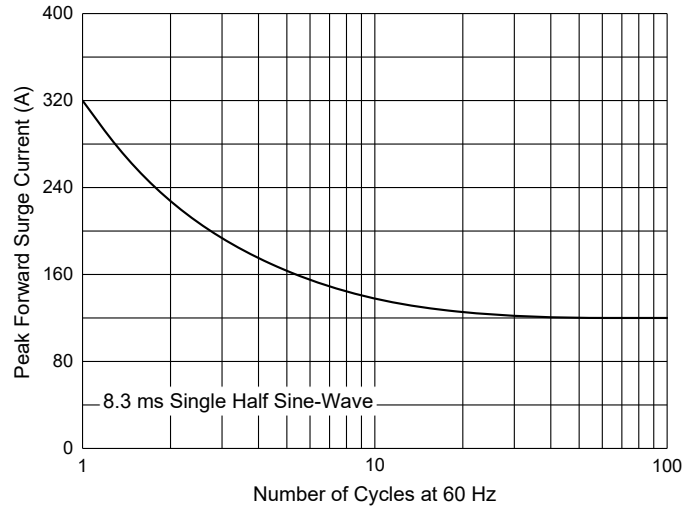


Fig. 3 - Forward Characteristics

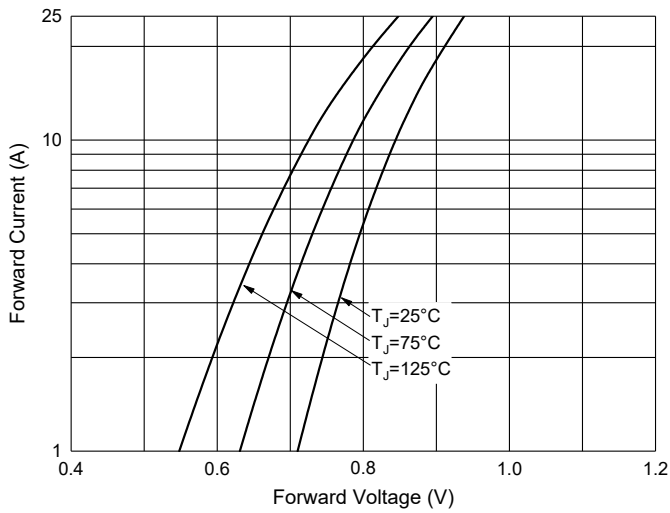
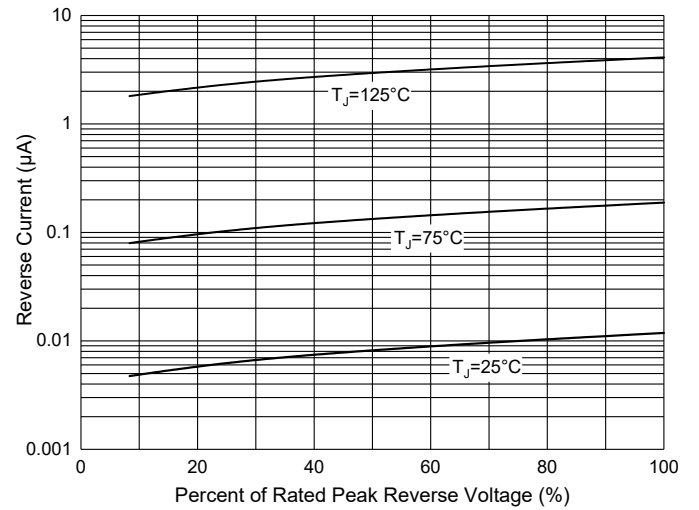


Fig. 4 - Reverse Characteristics



## Ordering Information

Device	Packing
Part Number-BP	Bulk:15pcs/Tube,750pcs/Box,1500pcs/Carton

Note : Adding "-HF" Suffix For Halogen Free, eg. Part Number-BP-HF

### \*\*\*IMPORTANT NOTICE\*\*\*

**Micro Commercial Components Corp.** reserves the right to make changes without further notice to any product herein to make corrections, modifications , enhancements , improvements , or other changes . **Micro Commercial Components Corp** . does not assume any liability arising out of the application or use of any product described herein; neither does it convey any license under its patent rights ,nor the rights of others . The user of products in such applications shall assume all risks of such use and will agree to hold **Micro Commercial Components Corp** . and all the companies whose products are represented on our website, harmless against all damages. **Micro Commercial Components Corp.** products are sold subject to the general terms and conditions of commercial sale, as published at <https://www.mccsemi.com/Home/TermsAndConditions>.

### \*\*\*LIFE SUPPORT\*\*\*

MCC's products are not authorized for use as critical components in life support devices or systems without the express written approval of Micro Commercial Components Corporation.

### \*\*\*CUSTOMER AWARENESS\*\*\*

Counterfeiting of semiconductor parts is a growing problem in the industry. Micro Commercial Components (MCC) is taking strong measures to protect ourselves and our customers from the proliferation of counterfeit parts. MCC strongly encourages customers to purchase MCC parts either directly from MCC or from Authorized MCC Distributors who are listed by country on our web page cited below. Products customers buy either from MCC directly or from Authorized MCC Distributors are genuine parts, have full traceability, meet MCC's quality standards for handling and storage. **MCC will not provide any warranty coverage or other assistance for parts bought from Unauthorized Sources.** MCC is committed to combat this global problem and encourage our customers to do their part in stopping this practice by buying direct or from authorized distributors.

# Mouser Electronics

Authorized Distributor

Click to View Pricing, Inventory, Delivery & Lifecycle Information:

[Micro Commercial Components \(MCC\):](#)

[GBJ25L06-BP](#)