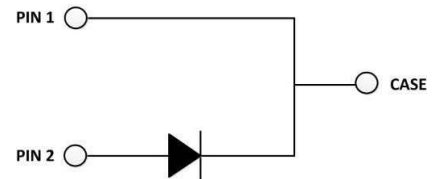


3rd Generation 1200V/3A SiC Schottky Barrier Diode

Features

- Revolutionary semiconductor material - Silicon Carbide (SiC)
- No reverse recovery
- High-speed switching performance
- Temperature-independent switching behavior
- System cost / size savings due to reduced cooling requirements
- Junction temperature range from -55°C to 175°C
- RoHS compliant



Package Type: TO-252-2L

Potential Applications

- Industrial power supplies: Industrial UPS
- Battery chargers
- Solar inverters
- Switch mode power supplies



Description

The SDS120J003D3 SiC Schottky Barrier Diode (SBD) has been developed using Sanan’s advanced 3rd generation SiC SBD technology with the highest performance and reliability. It registers higher efficiency, higher operation temperature and lower loss and can be operated at higher frequency than Si-based solutions. As to the Schottky structure, it shows no recovery at turn-off and allows a low leakage current with reverse voltage up to 1200V. It can contribute to system miniaturization and achieve lightweight system design. Using RoHS compliant components, it is qualified for use in industrial application.

Product Specifications

Device	V _{RRM}	I _F (135°C)	V _F (25°C)	Q _C	Marking
SDS120J003D3	1200V	6.8A	1.35V	17nC	DS120003D3

CONTENTS

Features.....	1
Potential Applications.....	1
Description.....	1
Product Specifications	1
Table 1 Maximum Ratings.....	3
Table 2 Thermal Resistance.....	3
Table 3 Static Electrical Characteristics.....	4
Table 4 Dynamic Electrical Characteristics	4
Electrical Characteristic Diagrams.....	5
Package Information	7
Recommended Solder Pad Layout.....	8
Ordering Information	8
Important Notices – Read Carefully	9
Warning	9

Table 1. Maximum Ratings

(Tc = 25°C, unless otherwise specified)

Parameter	Symbol	Value	Unit	Test conditions
Repetitive peak reverse voltage	V_{RRM}	1200	V	$T_C = 25^\circ C$
Surge peak reverse voltage	V_{RSM}	1200		$T_C = 25^\circ C$
DC reverse voltage	V_{DC}	1200		$T_C = 25^\circ C$
Continuous forward current	I_F	14	A	$T_C = 25^\circ C$
		6.8		$T_C = 135^\circ C$
		3.0		$T_C = 155^\circ C$
Surge non-repetitive forward current	I_{FSM}	38	A	$T_C = 25^\circ C$, $t_p = 10ms$, half sine pulse
Surge repetitive forward current	I_{FRM}	20	A	$T_C = 25^\circ C$, $t_p = 10ms$, half sine wave $D = 0.1$
Power dissipation	P_{tot}	96	W	$T_C = 25^\circ C$
i^2t value	$\int i^2 dt$	3.6	A^2s	$T_C = 25^\circ C$, $t_p = 10ms$
Operating junction temperature	T_j	-55~175	$^\circ C$	
Storage temperature	T_{stg}	-55~175	$^\circ C$	

Table 2. Thermal Resistance

Parameter	Symbol	Values			Unit	Test condition
		Min.	Typ.	Max.		
Thermal resistance from junction to case	$R_{th(j-c)}$	/	1.55	/	$^\circ C/W$	

Table 3. Static Electrical Characteristics

(T_j = 25°C, unless otherwise specified)

Parameter	Symbol	Values			Unit	Test conditions
		Min.	Typ.	Max.		
DC blocking voltage	V _{DC}	1200	/	/	V	I _R = 100 μA
Forward voltage	V _F	/	1.35	1.50	V	I _F = 3A, T _j = 25°C
		/	1.85	2.20		I _F = 3A, T _j = 175°C
Reverse current	I _R	/	1	12	μA	V _R = 1200V, T _j = 25°C
		/	10	48		V _R = 1200V, T _j = 175°C

Table 4. Dynamic Electrical Characteristics

(T_j = 25°C, unless otherwise specified)

Parameter	Symbol	Values			Unit	Test conditions
		Min.	Typ.	Max.		
Total capacitance	C	/	238	/	pF	V _R = 0V, f = 1MHz
		/	16	/		V _R = 400V, f = 1MHz
		/	12	/		V _R = 800V, f = 1MHz
Total capacitive charge	Q _C	/	17	/	nC	V _R = 800V
Capacitance stored energy	E _C	/	4.9	/	μJ	V _R = 800V

Electrical Characteristic Diagrams

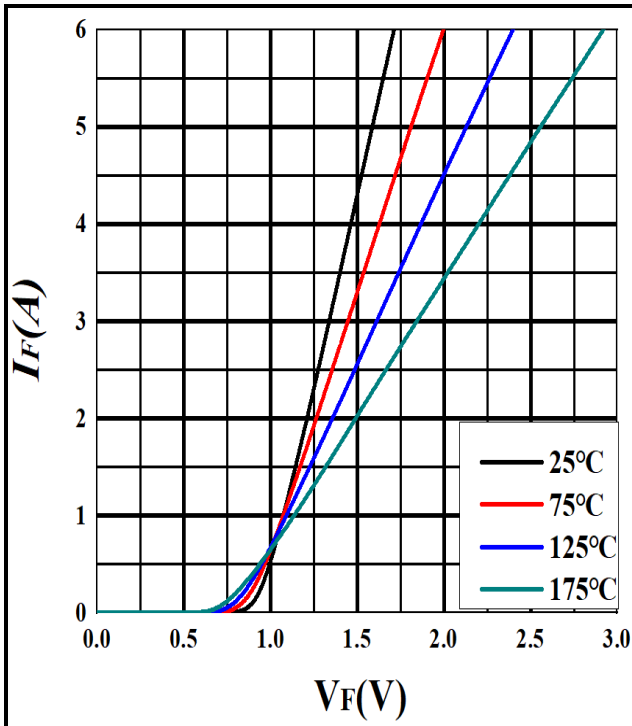


Figure 1. Forward characteristics

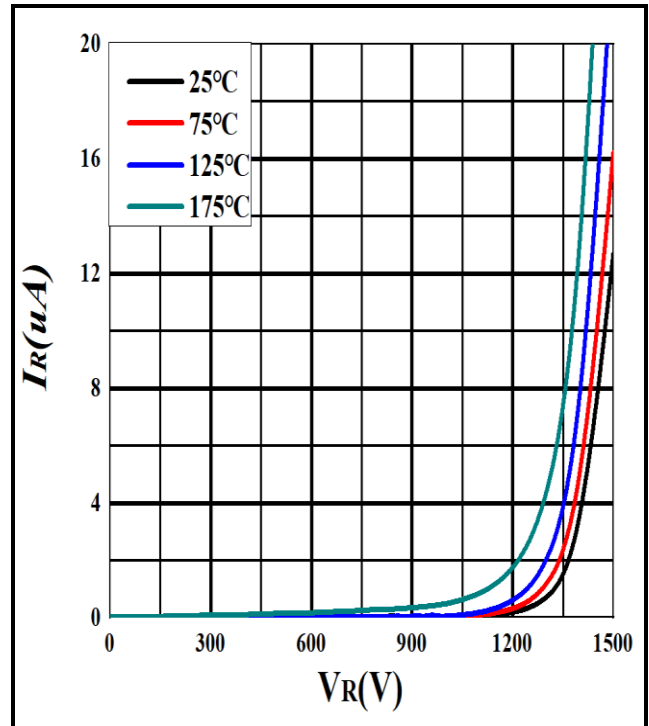


Figure 2. Reverse characteristics

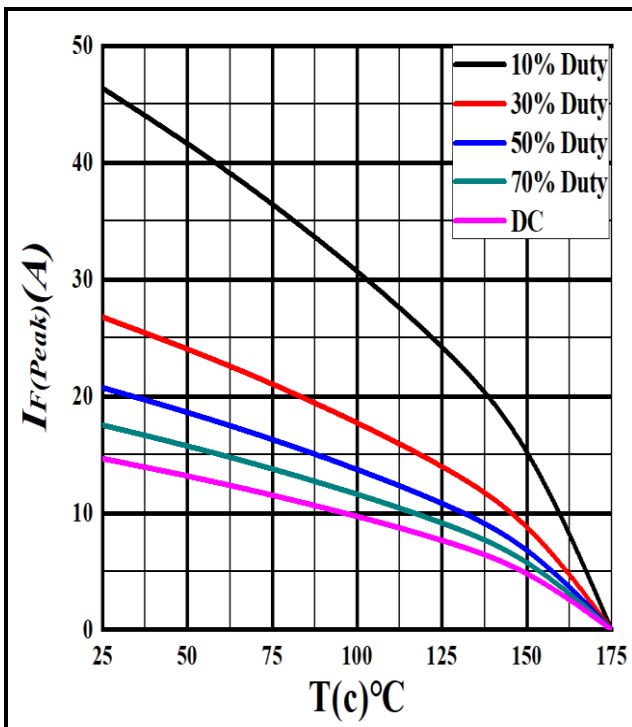


Figure 3. Current derating

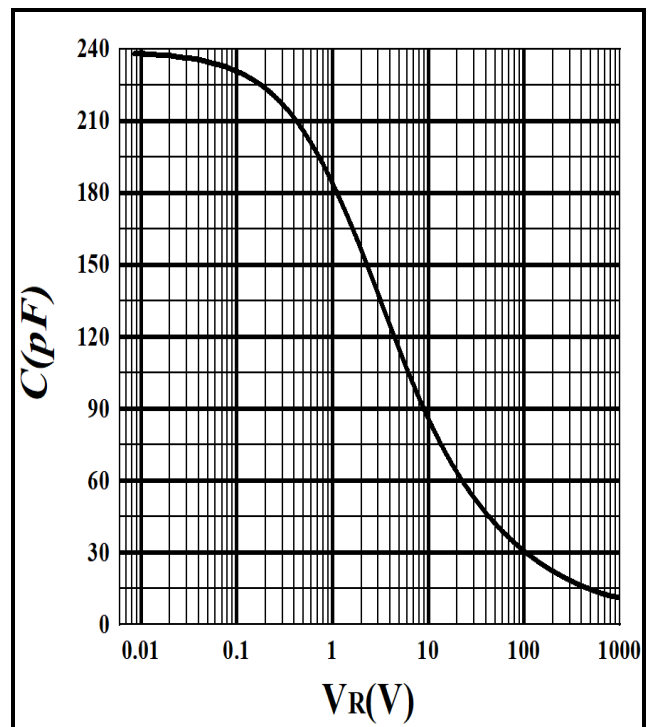


Figure 4. Capacitance vs. reverse voltage

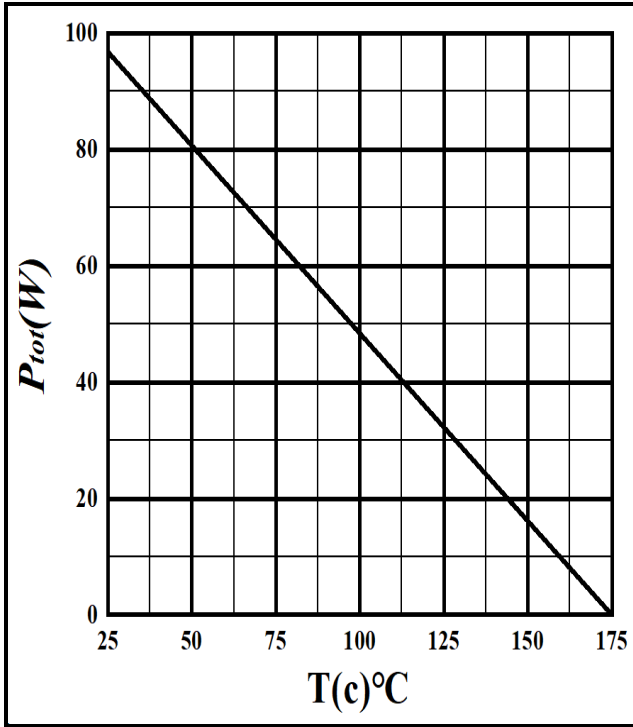


Figure 5. Power derating

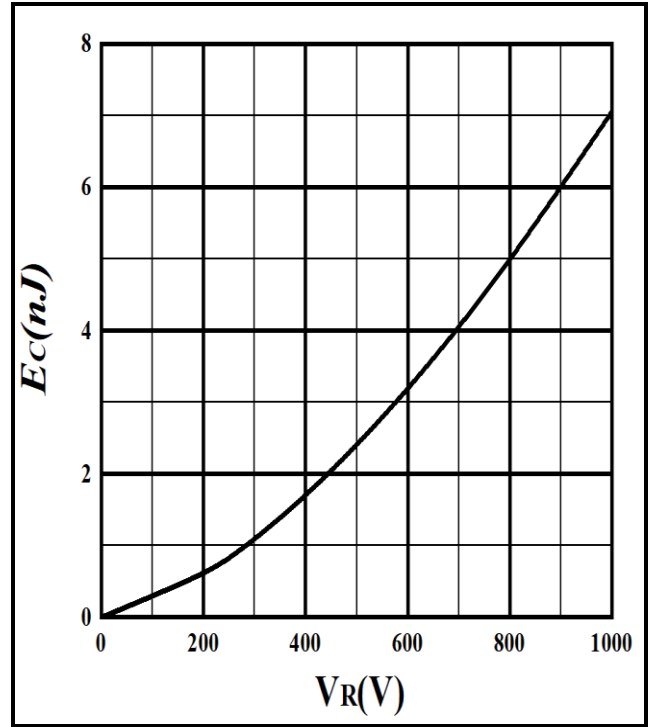


Figure 6. Capacitance stored energy

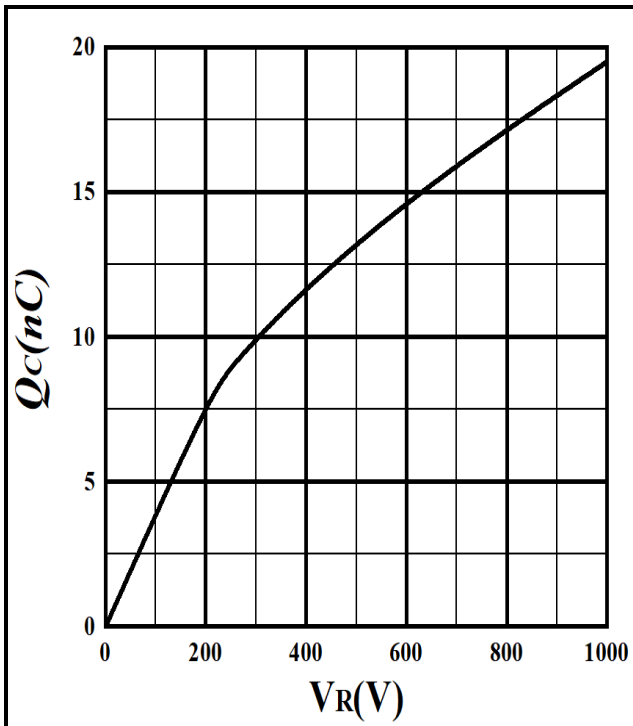
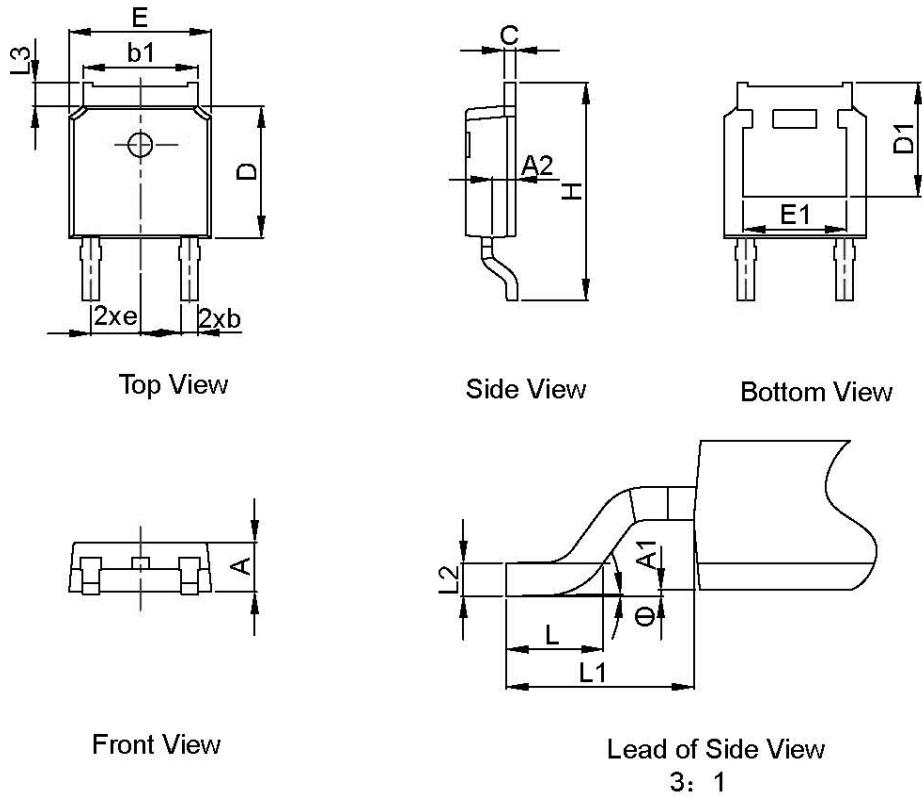


Figure 7. Total capacitance charge vs. reverse voltage

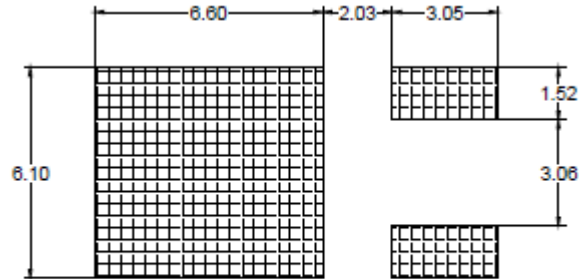
Package Information



Dimension unit: [mm]			
Symbol	Min	Nom	Max
A	2.20	2.30	2.38
A1	0	-	0.127
A2	0.97	1.07	1.17
b	0.68	0.78	0.90
b1	5.20	5.33	5.46
c	0.43	0.53	0.61
D	5.98	6.10	6.22
D1	5.30 REF		
E	6.40	6.60	6.73
E1	4.63	-	-
e	2.286 BSC		
H	9.40	10.10	10.50
L	1.38	1.50	1.75
L1	2.743 REF		
L2	0.51 BSC		
L3	0.88	-	1.28
θ	0°	-	8°

Recommended Solder Pad Layout

Note: All dimensions are in mm



TO-252-2L

Ordering Information

Part number	SDS120J003D3-ISARH
Package	TO-252-2L
Unit quantity	2500 EA
Packing type	Tape & Reel

Important Notices – Read Carefully

Before you use our products, you are requested to carefully read this document and fully understand its contents. Hunan Sanan Semiconductor Co., Ltd. (Hunan Sanan) shall not be in any way responsible or liable for failure, malfunction or accident arising from the use of Hunan Sanan's products.

Hunan Sanan Semiconductor Datasheets are subject to change. Information presented in this document is from the characterization of engineering lots. Hunan Sanan reserves the right to change limits, test conditions, and dimensions without notice. Information contained in this document are typical values and shall in no event be regarded as a guarantee of characteristics. With respect to any information regarding the application of the product, Hunan Sanan hereby disclaims all warranties and liabilities of any kind. The information in this document is exclusively for trained technical staff. It is the responsibility of the customer's technical department to decide the suitability of the product in the customer's application and Hunan Sanan assumes no responsibility or liability whatsoever for the use of the information contained in this document.

In case there is any clause in this document or in any other documents which is contradictory to this clause, this clause shall prevail. This clause shall survive after termination of this document.

Warning

Due to technical requirements, Hunan Sanan products may contain dangerous substances. For detailed information about the substance(s), please contact the Hunan Sanan office. Hunan Sanan bears no responsibility for any damage whatsoever due to the substance(s) used in Hunan Sanan products.

Contact info

Website: <https://www.sanan-semiconductor.com/>
<https://www.sanan-semiconductor.com/en>

Mouser Electronics

Authorized Distributor

Click to View Pricing, Inventory, Delivery & Lifecycle Information:

[Sanan Semiconductor:](#)

[SDS120J003D3-ISARH](#)