

# High Voltage Cartridge Fuses

## 10x38mm > 828 Series



### Description

The 828 series fuses are specifically designed and tested to the circuit protection needs of compact auto-electronics applications, which is 1000 Vdc rated with remarkable interrupting rating.

### Features

- Available in Through Hole and Bolt Down version
- RoHS compliant and lead-free

### Benefits

- Small size
- High voltage
- High breaking capacity

### Agency Approvals

Agency	Agency File Number	Ampere Range
	E10480	15 A ~ 30 A

### Electrical Characteristics

% of Ampere Rating	Ampere Rating	Opening Time at 25°C
100%	15 A ~ 30 A	4hrs, Min.
135%	15 A ~ 30 A	3600 seconds, Max.

### Electrical Specifications

Ampere Rating (A)	Amp Code	Max Voltage Rating (V)	Interrupting Rating (AC/DC)	Nominal Code Resistance (mOhm)	Nominal Melting I²t (A²sec)	Agency Approvals
15A	015.	1000Vdc	10KA@1000Vdc	7.65	190	x
20A	020.			4.90	536	x
25A	025.			3.20	1190	x
30A	030.			2.90	1500	x

#### Note

Unless otherwise stated, all specifications are referenced at room ambient temperature.

### Applications

- On-Board Charger
- Power Distribution Unit

### Additional Information



Resources



Accessories

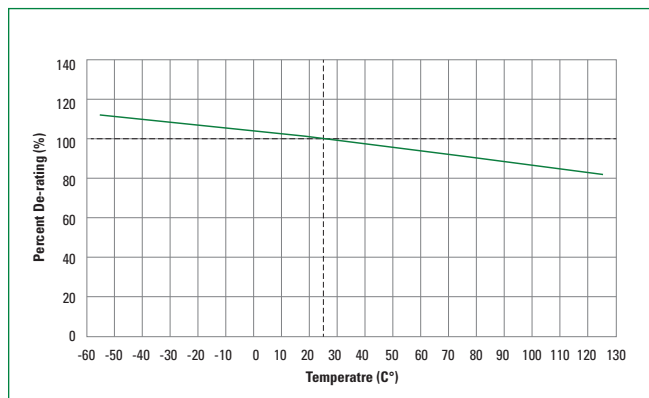


Samples

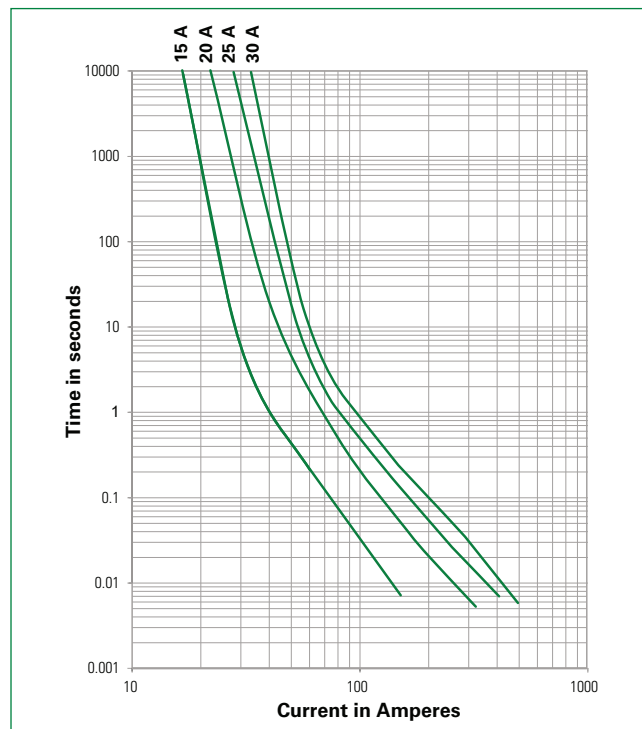
# High Voltage Cartridge Fuses

## 10x38mm > 828 Series

### Temperature Re-rating Curve



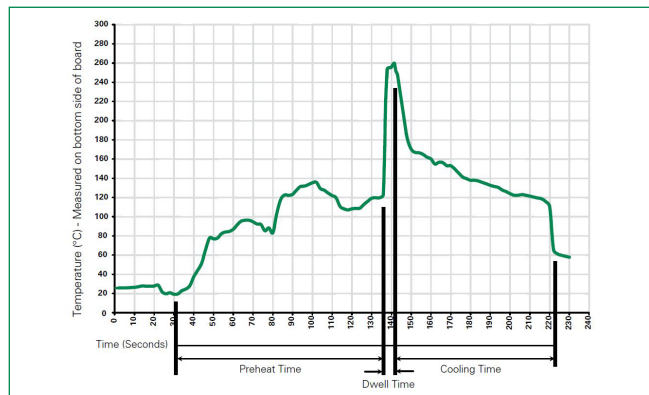
### Average Time Current Curves



### Product Characteristics

<b>Materials</b>	<b>Body:</b> Glass fiber <b>Cap:</b> Tin plated Copper alloy
<b>Mechanical Shock</b>	MIL-STD-202, Method 213, Test Condition I (100 G's peak for 6 milliseconds)
<b>Solderability</b>	Reference MIL-STD-202 method 208
<b>Product Marking</b>	Brand logo, current and voltage ratings
<b>Resistance to Solder Heat</b>	MIL-Std 202 Method 210 Test Condition B (10sec at 260 °C)
<b>Operating Temperature</b>	-55 °C to +125 °C
<b>Vibration</b>	MIL-STD-202G, Method 201A
<b>Salt Spray</b>	MIL-STD-202G, Method 101E, Test condition B

### Soldering Parameters–Wave Soldering



Wave Parameter	Lead-Free Recommendation
<b>Preheat:</b> (Depends on Flex Activation Temperature)	(Typical Industry Recommendation)
Temperature Minimum	100 °C
Temperature Maximum	150 °C
Preheat Time	60–180 seconds
<b>Solder Pot Temperature</b>	260 °C Maximum
<b>Solder Dwell Time</b>	2–5 seconds

#### Recommended Hand-Solder Parameters:

Solder Iron Temperature: 350 °C +/- 5 °C

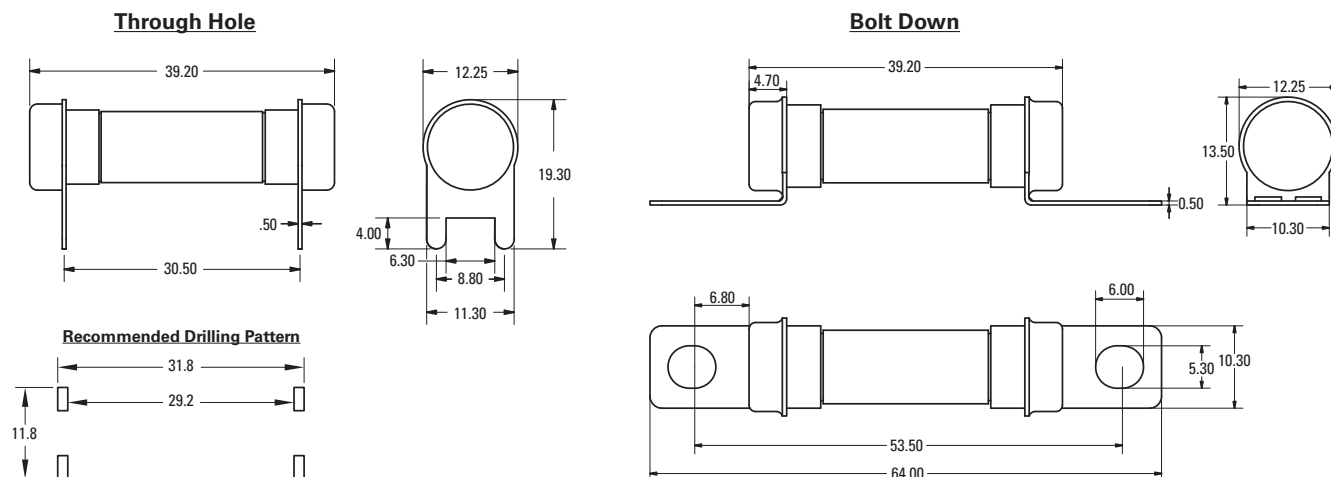
Heating Time: 5 seconds max.

**Note:** These devices are not recommended for IR or Convection Reflow process.

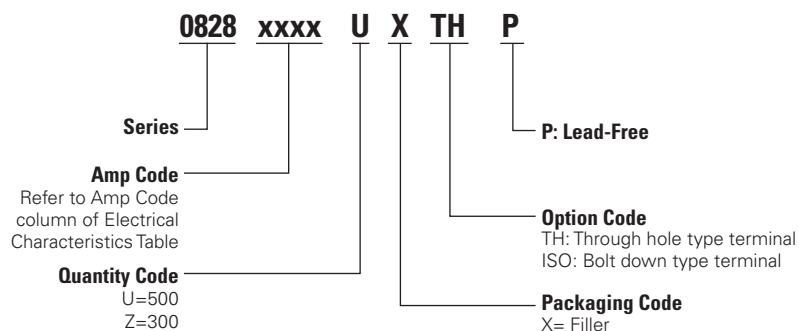
# High Voltage Cartridge Fuses

## 10x38mm > 828 Series

### Dimensions



### Part Numbering System



### Packaging

Packaging Option	Packaging Specification	Quantity	Quantity & Packaging Code	Reel Size
<b>828 Though Hole Version</b>				
Tray	NA	500	UXTH	NA
<b>828 Bolt Down Version</b>				
Tray	NA	300	ZXISO	NA

**Disclaimer Notice** - Information furnished is believed to be accurate and reliable. However, users should independently evaluate the suitability of and test each product selected for their own applications. Littelfuse products are not designed for, and may not be used in, all applications. Read complete Disclaimer Notice at <http://www.littelfuse.com/disclaimer-electronics>.

# Mouser Electronics

Authorized Distributor

Click to View Pricing, Inventory, Delivery & Lifecycle Information:

Littelfuse:

[0828015.UXTHP](#) [0828015.ZXISOP](#) [0828020.UXTHP](#) [0828020.ZXISOP](#) [0828025.UXTHP](#) [0828025.ZXISOP](#)  
[0828030.UXTHP](#) [0828030.ZXISOP](#)