

## SUMMARY

### # Wires

Low voltage 3



*Image is for illustrative purpose only*

Series 2B  
Termination type Female crimp  
IP rating 50  
AWG wire size 18.00 - 14.00  
Cable Ø 4.30 - 5.20 mm  
Status active

### Download

[Request a quote](#)

[Catalog](#)

## TECHNICAL DETAILS

### Mechanics

Shell Style/Model PF\*: Fixed receptacle, with two nuts, cable collet (back panel mounting)  
Keying 1 key (alpha=0, plug: male contacts, receptacle: female contacts)  
Housing Material Brass (chrome plated [SAE AMS 2460]) shell and collet nut, nickel plated [SAE AMS QQ N 290] brass latch sleeve and mid pieces  
Weight 32.43 g

### Performance

Configuration 2B.303 : 3 Low Voltage  
Insulator Y: PEEK for crimp contacts  
Rated Current 17 Amps

### Specifications

Contact Type: Crimp  
Contact Retention: 50 N  
Contact Dia.: 1.6 mm (0.063in)  
Bucket Dia.: 1.9 mm (0.075in)  
Min. Conductor: 1 mm<sup>2</sup> (AWG 18)  
Max. Conductor: 1.5 mm<sup>2</sup> (AWG 14)  
R (max): 3.5 mOhm  
Vtest (contact-shell): 1900 V (AC), 2700 V (DC)

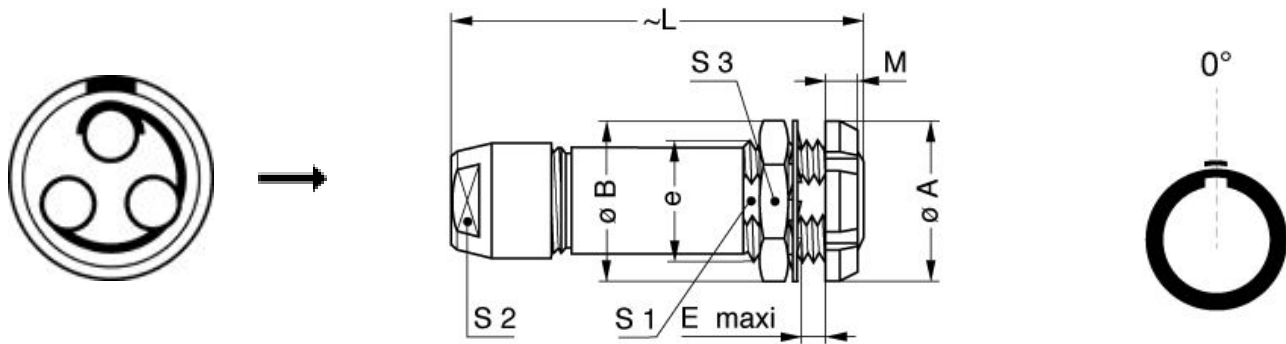
*LEMO products and services are provided "as is". LEMO makes no warranties or representations with regard to LEMO product & services or use of them, express, implied or statutory, including for accuracy, completeness, or security. The user is fully responsible for his products and applications using LEMO components.*

Vtest (contact-contact): 1900 V (AC), 2700 V (DC)

## Others

Endurance (Shell): 5000  
Temp (min / max): -55°C / +250°C  
Humidity (max): <=95% [at 60 deg C / 140 F]  
Vibration: 15 g [10 Hz - 2000 Hz]  
Shock Resistance: 100 g [ 6 ms]  
Climatical Category: 50/175/21  
Shielding (min): 75 dB (10 MHz)  
Shielding (min): 40 dB (1 GHz)  
Salt Spray Corrosion: >1000 hr

## DRAWINGS



## Dimensions

	A	B	E	L	M	S1	S2	S3	e
mm.	20	20	6.5	47	3.5	13.5	12	17	M15x1.0
in.	0,79	0,79	0,26	1,85	0,14	0,53	0,47	0,67	







## RECOMMENDED BY LEMO

### Tools

LEMO products and services are provided "as is". LEMO makes no warranties or representations with regard to LEMO product & services or use of them, express, implied or statutory, including for accuracy, completeness, or security. The user is fully responsible for his products and applications using LEMO components.

Crimp Tool: [DPC.91.101.A](#)  
 Crimp settings: AWG/Selector = 14-16-18/7-6-5  
 Positionner: [DCE.91.162.BVCM](#)  
 Extractor: [DCF.91.162.2LT](#)  
 Replacement contact: EGG.2B.670.ZZM  
 Spanner wrench: [DCD.2B.025.PA120](#)

## Cables

CMN.03.T20.049PGZE		Grey	
CMN.03.T20.049PNZE			
130240	PVC	Black	
130250	PVC	Grey	
30260	PVC	Black	
3220	PVC	Black	
60080	PVC	Grey	

*LEMO products and services are provided "as is". LEMO makes no warranties or representations with regard to LEMO product & services or use of them, express, implied or statutory, including for accuracy, completeness, or security. The user is fully responsible for his products and applications using LEMO components.*

# Mouser Electronics

Authorized Distributor

Click to View Pricing, Inventory, Delivery & Lifecycle Information:

[LEMO:](#)

[PFG.2B.303.CYMD52](#)