

SUMMARY



Image is for illustrative purpose only

Wires

Low voltage 4

Series 3B
Termination type Male solder
IP rating 50
AWG wire size 22.00 - 14.00
Cable Ø 0.00 - 0.00 mm
Status active
Matching parts [FGJ.3B.304.CLLD11](#)

Download

[Request a quote](#)
[Catalog](#)

TECHNICAL DETAILS

Mechanics

Shell Style/Model EE*: Fixed receptacle, nut fixing (back panel mounting)
Keying 2 keys (alpha=37.5, plug: female contacts, receptacle: male contacts)
Housing Material Brass (chrome plated [SAE AMS 2460]) shell and collet nut, nickel plated [SAE AMS QQ N 290] brass latch sleeve and mid pieces
Weight 28.17 g

Performance

Configuration 3B.304 : 4 Low Voltage
Insulator L: PEEK (UL 94 / V-0/1.5)
Rated Current 19 Amps

Specifications

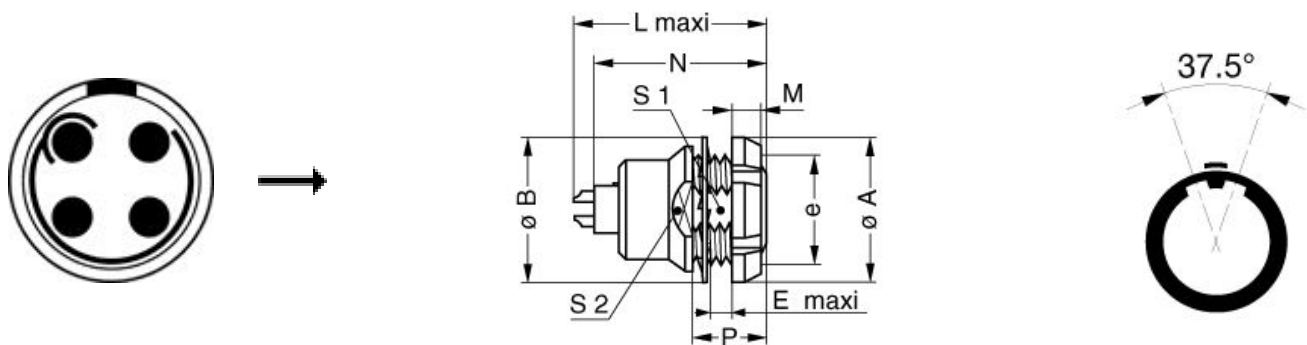
Contact Type: Solder
Contact Dia.: 2 mm (0.079in)
Bucket Dia.: 1.8 mm (0.071in)
Max. Solid Conductor: 1.5 mm² (AWG 14)
Max. Stranded Conductor: 1.5 mm² (AWG 16)
R (max): 3.3 mOhm
Vtest (contact-shell): 1250 V (AC), 1770 V (DC)
Vtest (contact-contact): 1450 V (AC), 2050 V (DC)

LEMO products and services are provided "as is". LEMO makes no warranties or representations with regard to LEMO product & services or use of them, express, implied or statutory, including for accuracy, completeness, or security. The user is fully responsible for his products and applications using LEMO components.

Others

Endurance (Shell): 5000
Temp (min / max): -55°C / +250°C
Humidity (max): <=95% [at 60 deg C / 140 F]
Vibration: 15 g [10 Hz - 2000 Hz]
Shock Resistance: 100 g [6 ms]
Climatical Category: 50/175/21
Shielding (min): 75 dB (10 MHz)
Shielding (min): 40 dB (1 GHz)
Salt Spray Corrosion: >1000 hr

DRAWINGS



Dimensions



























| | A | B | E | L | M | N | P | S1 | S2 | e |
|-----|------|------|------|------|------|------|------|------|------|---------|
| mm. | 24 | 25 | 6.1 | 30.7 | 4.5 | 28.1 | 12 | 16.5 | 20 | M18x1.0 |
| in. | 0,94 | 0,98 | 0,24 | 1,21 | 0,18 | 1,11 | 0,47 | 0,65 | 0,79 | |

RECOMMENDED BY LEMO

Tools

LEMO products and services are provided "as is". LEMO makes no warranties or representations with regard to LEMO product & services or use of them, express, implied or statutory, including for accuracy, completeness, or security. The user is fully responsible for his products and applications using LEMO components.

Cables

| | | | |
|--------------------|---------------|-------|---|
| CMN.04.T14.083PGZE | | Grey |  |
| CMN.04.T14.083PNZE | | |  |
| CMN.04.T20.053PGZE | | Grey |  |
| CMN.04.T20.053PNZE | | |  |
| CMN.04.T20.053QGZE | TPR (medical) | Grey |  |
| CMN.04.T22.047QGC | TPR | Grey | |
| CMN.04.T22.048QGZE | TPR (medical) | Grey |  |
| CMN.04.T28.031PGCE | PVC | GREY |  |
| CMN.04.T28.031PGZE | | Grey |  |
| CMN.04.T28.031PNCE | PVC | Black |  |
| CMN.04.T28.031PNZE | | |  |
| CMN.04.T28.031QGC | TPR | Grey | |
| 140240 | PVC | Black |  |
| 140250 | PVC | Grey |  |
| 240500 | PVC | Grey |  |
| 240750 | PVC | Grey |  |
| 340 150 | PVC | Grey |  |
| 40080 | PVC | Black | |
| 40086 | PVC | Blue | |
| 40140 | PVC | Black |  |
| 40240 | PTFE | White |  |
| 40260 | PVC | Black |  |
| 4041 | PVC | Grey |  |
| 4050 | PVC | Black |  |
| 4080 | PVC | Grey | |
| 417920 | PVC | Grey |  |
| 4220 | PVC | Black |  |
| 4221 | PVC | Black |  |
| 4260 | PTFE | White |  |
| 4280 | PVC | Black |  |
| 80080 | PVC | Grey | |
| 80082 | PVC | Red | |
| 80084 | PVC | Black | |
| CTR.75.030.121870G | PVC | Grey |  |

LEMO products and services are provided "as is". LEMO makes no warranties or representations with regard to LEMO product & services or use of them, express, implied or statutory, including for accuracy, completeness, or security. The user is fully responsible for his products and applications using LEMO components.

Mouser Electronics

Authorized Distributor

Click to View Pricing, Inventory, Delivery & Lifecycle Information:

[LEMO:](#)

[EEJ.3B.304.CLA](#)