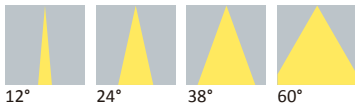




Datasheet

LL01CR-CEOxxL02

Available Distribution



LED



CITIZEN
CLL030 / CLL040
CLU024 / CLU700
CLU710 / CLU720
CLL038



CREE
CXA15xx
CXA1816
CXA30xx



LUMILEDS
L2C5-1204x1300
L2C5-1205x1300
L2C5-1208x1500



SHARP
Mega Zenigata



XICATO
XTM 9mm
XTM 19mm



HONOURTEK
HRA0303
HRA0404
HRA0410

Recommend Applications



Architectural



Commercial



Spotlight

General Information



PC

110°C
-40°C



PC LEV1700KL

V-2
RTI 1.5mm
130°C



400nm~900nm
> 90%



⚠ If necessary, Clean lenses with mild soap, water and soft cloth.



⚠ Never use any commercial cleaning solvents on lenses, like alcohol.

- Lens Material PC LEV1700KL
- Operating Temperature -40°C~+110°C
- UL Flammability V-2 @1.5mm
- UL RTI Elec 130°C @1.5mm
- Light Transmission Rate 400nm~900nm > 90%

⚠ If necessary, Clean lenses with mild soap, water and soft cloth.

⚠ Never use any commercial cleaning solvents on lenses, like alcohol.

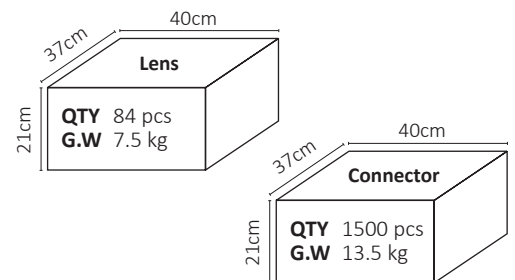
⚠ Please handle or install lenses with wearing gloves, skin oils may damage lens or its optical characteristic.

Dimensions

Part Number	Diameter	Height
LL01CR-CEOxxL02	∅90	19.5

*All dimensions are in millimeters.

Packaging Details (SPQ)



Accessories



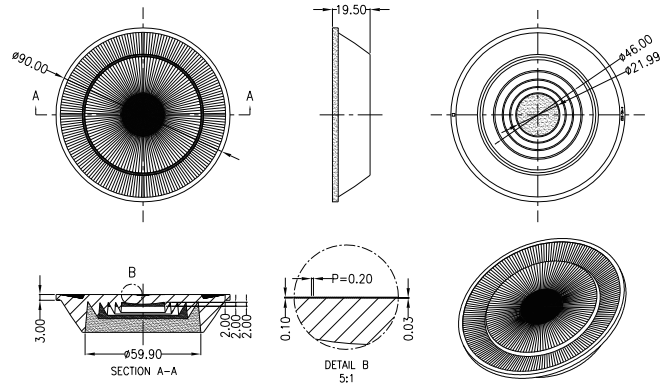
- Available with Solder-Free Connector LL01A00CWEB2

Mechanical Specification

*All dimensions are in millimeters.

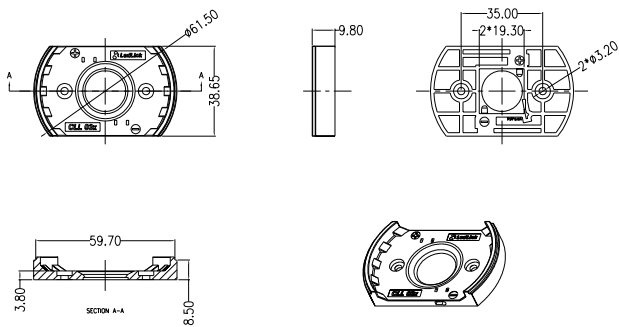
Lens Dimension

LL01CR-CEO12L02



Solder-Free Connector Dimension


LL01A00CWEB2



Assembly Instruction

Part No LL01CR-CEO××L02
 Connector LL01A00CWEB2 (Solder-Free)
 LED CITIZEN CLL030 / CLL038

Fixing Method



Tensile Test with Solder-Free Connector

LL01A00CWEB2

Wire Specification

Wire Diameter 0.32mm²~0.81mm²

Tensile Test

10 AWG	10 pounds
20 AWG	10 pounds
22 AWG	8 pounds

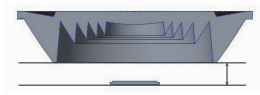
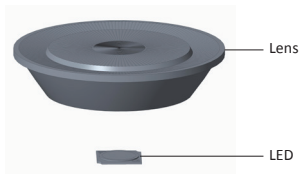
Mechanical Specification

*All dimensions are in millimeters.

Assembly Instruction

Fixing Method

Part No LL01CR-CEO××L02
 LED CITIZEN CLL040 / CLU024 / CLU700 / CLU710 / CLU720
 CREE CXA15xx / CXA30xx / CXA1816
 LUMILEDS Luxeon L2C5-1204x1300 / L2C5-1205x1300 / L2C5-1208x1500
 SHARP Mega Zenigata




Place the bottom of the lens above heat-sink with distance 8.5 mm.

Assembly Instruction

Fixing Method

Part No LL01CR-CEO××L02
 LED XICATO XTM-9mm-LES





Place the bottom of the lens above LED with distance 8.5 mm.

Assembly Instruction

Fixing Method

Part No LL01CR-CEO××L02
 LED XICATO XTM-19mm-LES





Place the bottom of the lens above LED with distance 6.5 mm.

Assembly Instruction

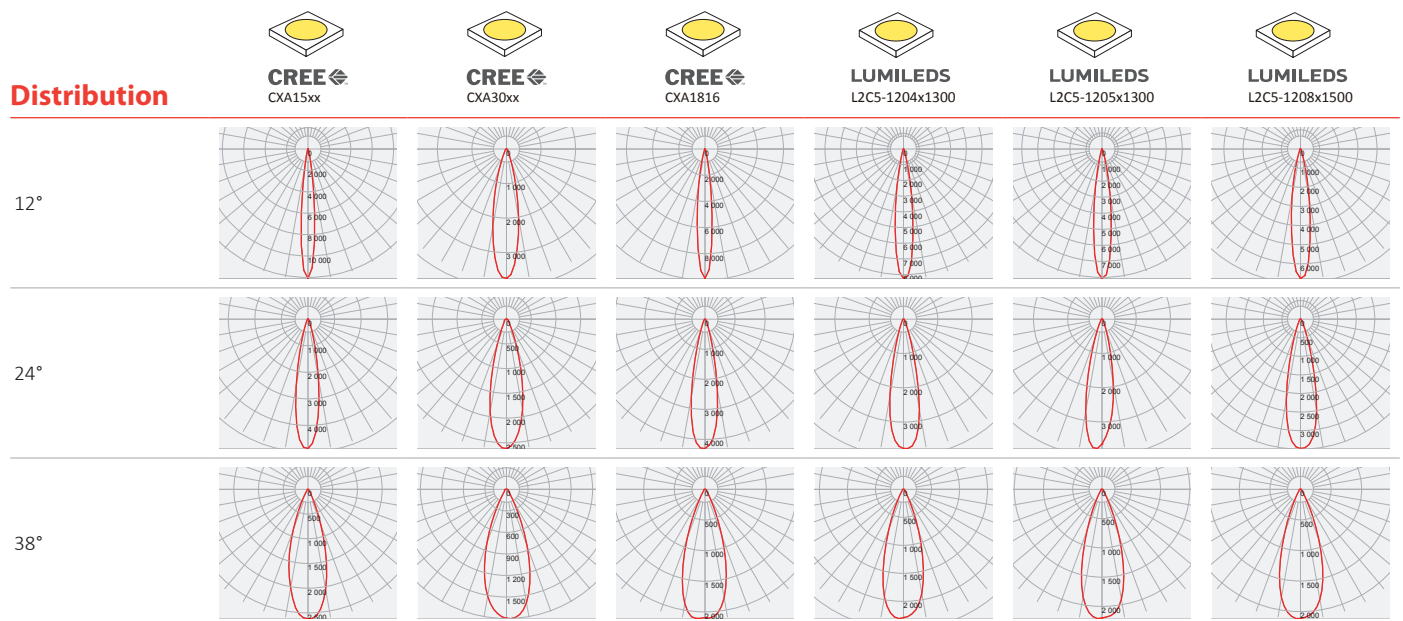
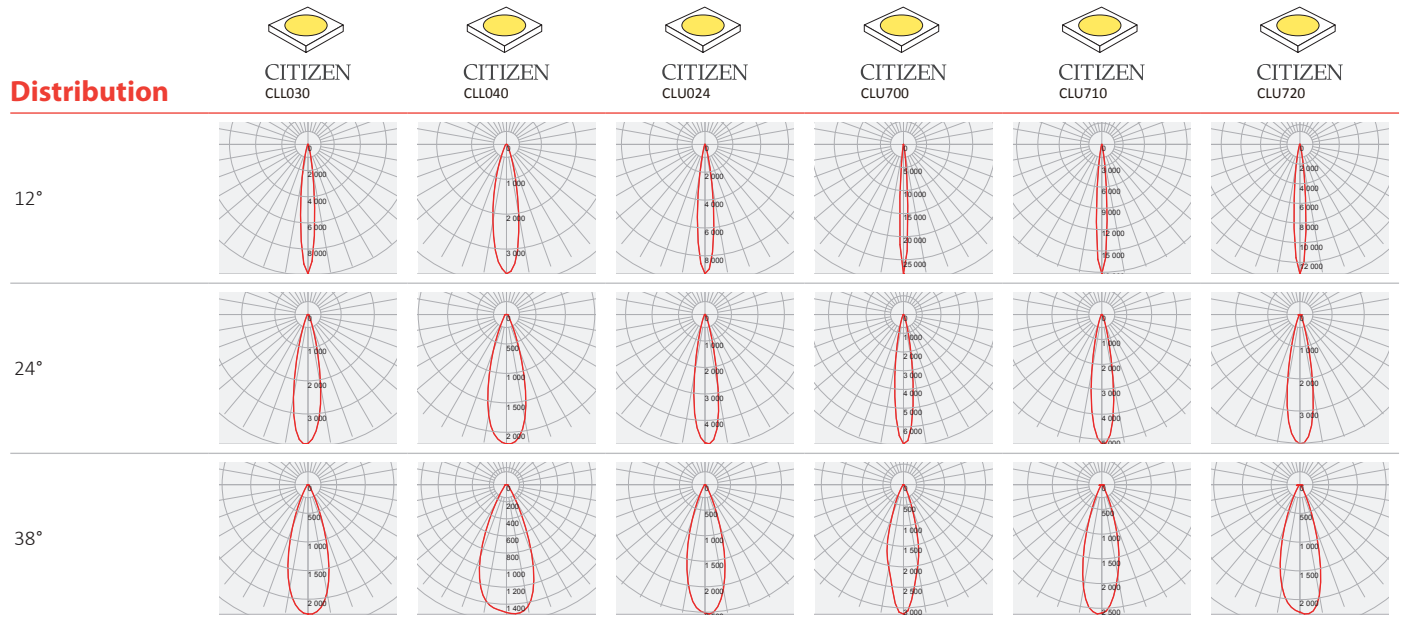
Fixing Method

Part No LL01CR-CEO××L02
 LED HONOURTEK HRA0303 / HRA0404 / HRA0410


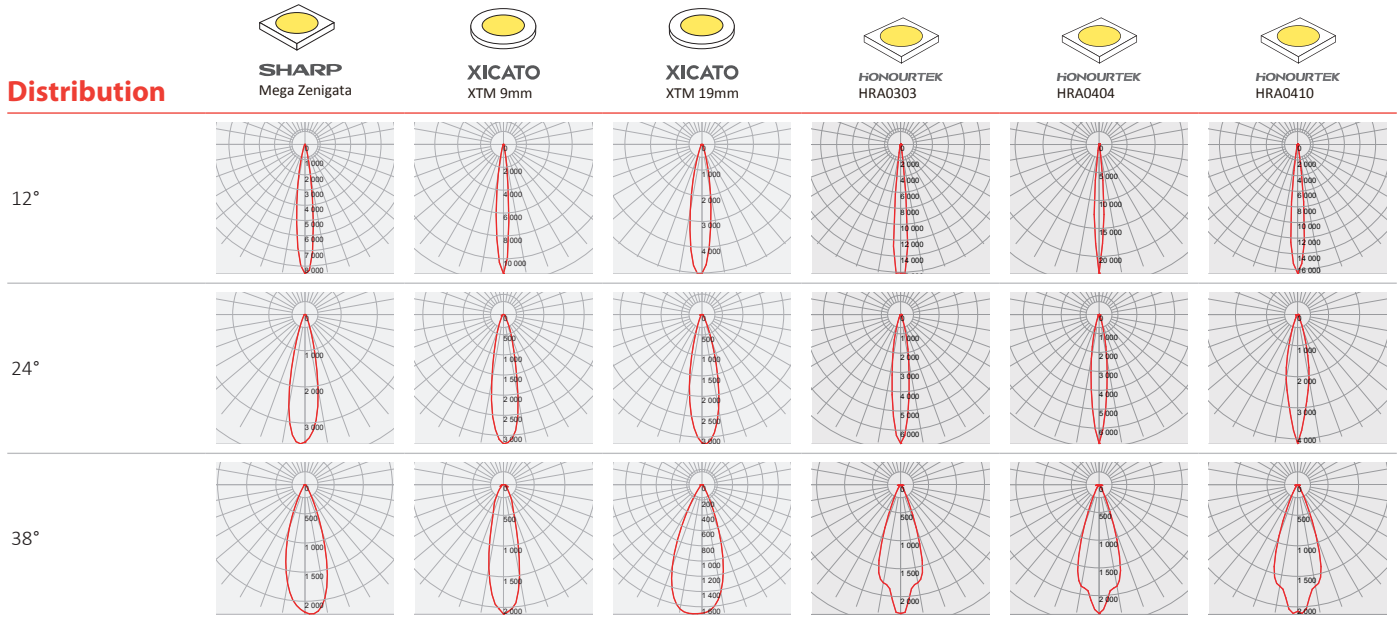


Place the bottom of the lens above LED with distance 7 mm.

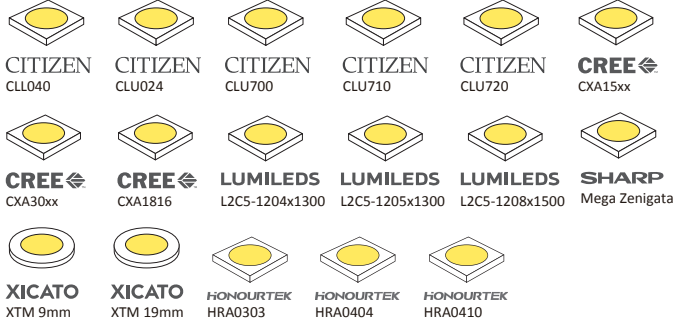
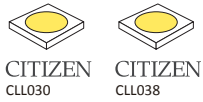


Photometric Distribution













































































Photometric Distribution



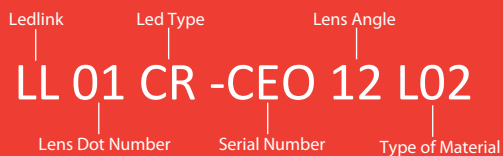
Details by LED

Part No	Connector	LED Package Size	LED
LL01CR-CEOxxL02	-	LES Ø3.5~23	
		LES Ø14.5	
		 	LL01A00CWEB2

LED	Part No	FWHM	cd / lm	IES
 CITIZEN CLL030	LL01CR-CEO12L02	12°	9.8	
	LL01CR-CEO24L02	23°	3.9	
	LL01CR-CEO38L02	34°	2.2	
 CITIZEN CLL038	LL01CR-CEO60L02	56°	0.7	
 CITIZEN CLL040	LL01CR-CEO12L02	22°	3.7	
	LL01CR-CEO24L02	31°	2.1	
	LL01CR-CEO38L02	43°	1.5	
 CITIZEN CLU024	LL01CR-CEO12L02	14°	9.2	
	LL01CR-CEO24L02	20°	4.8	
	LL01CR-CEO38L02	32°	2.5	
 CITIZEN CLU700	LL01CR-CEO12L02	7°	28.0	
	LL01CR-CEO24L02	16°	6.9	
	LL01CR-CEO38L02	28°	3.1	
 CITIZEN CLU710	LL01CR-CEO12L02	9°	18.2	
	LL01CR-CEO24L02	19°	5.1	
	LL01CR-CEO38L02	30°	2.6	
 CITIZEN CLU720	LL01CR-CEO12L02	10°	13.1	
	LL01CR-CEO24L02	21°	4.0	
	LL01CR-CEO38L02	33°	2.2	
 CREE CXA15xx	LL01CR-CEO12L02	11°	12.0	
	LL01CR-CEO24L02	19°	4.8	
	LL01CR-CEO38L02	32°	2.6	
 CREE CXA30xx	LL01CR-CEO12L02	22°	3.7	
	LL01CR-CEO24L02	27°	2.6	
	LL01CR-CEO38L02	37°	1.8	
 CREE CXA1816	LL01CR-CEO12L02	13°	9.8	
	LL01CR-CEO24L02	22°	4.3	
	LL01CR-CEO38L02	35°	2.1	
 LUMILEDS L2CS-1204x1300	LL01CR-CEO12L02	15°	8.2	
	LL01CR-CEO24L02	24°	3.7	
	LL01CR-CEO38L02	33°	2.3	
 LUMILEDS L2CS-1205x1300	LL01CR-CEO12L02	15°	8.0	
	LL01CR-CEO24L02	23°	3.7	
	LL01CR-CEO38L02	34°	2.2	
 LUMILEDS L2CS-1208x1500	LL01CR-CEO12L02	16°	6.7	
	LL01CR-CEO24L02	25°	3.4	
	LL01CR-CEO38L02	35°	2.1	

LED	Part No	FWHM	cd / lm	IES
 SHARP Mega Zenigata	LL01CR-CEO12L02	14°	8.4	
	LL01CR-CEO24L02	24°	3.5	
	LL01CR-CEO38L02	34°	2.2	
 XICATO XTM 9mm	LL01CR-CEO12L02	11°	11.3	
	LL01CR-CEO24L02	22°	3.2	
	LL01CR-CEO38L02	26°	2.1	
 XICATO XTM 19mm	LL01CR-CEO12L02	18°	5.0	
	LL01CR-CEO24L02	25°	3.1	
	LL01CR-CEO38L02	40°	1.6	
 HONOURTEK HRA0303	LL01CR-CEO12L02	10°	16.1	
	LL01CR-CEO24L02	15°	6.6	
	LL01CR-CEO38L02	35°	2.2	
 HONOURTEK HRA0404	LL01CR-CEO12L02	8°	22.9	
	LL01CR-CEO24L02	14°	6.7	
	LL01CR-CEO38L02	34°	2.3	
 HONOURTEK HRA0410	LL01CR-CEO12L02	11°	16.4	
	LL01CR-CEO24L02	20°	4.1	
	LL01CR-CEO38L02	37°	2.1	

Product Nomenclature



Ledlink Optics, Inc Taiwan HQ

15F, No.655, Bannan Rd., Chung-Ho Dist.,
New Taipei City, Taiwan 235

Ledlink Optics (Dongguan) Co., Ltd Dongguan Factory

No.6, Gaoxin Road, Tiankeng, Hengli Town, Dongguan City,
Guangdong Province, China 523478

Ledlink Optics (Yangzhou) Co., Ltd Yangzhou Factory

No.180, LinJiang Rd., Yangzhou City, Jiangsu Province, China 225009

www.ledlink-optics.com

service@ledlink-optics.com



Mouser Electronics

Authorized Distributor

Click to View Pricing, Inventory, Delivery & Lifecycle Information:

[LedLink Optics:](#)

[LL01CR-CEO38L02](#) [LL01CR-CEO60L02](#)