

WP34SF4C

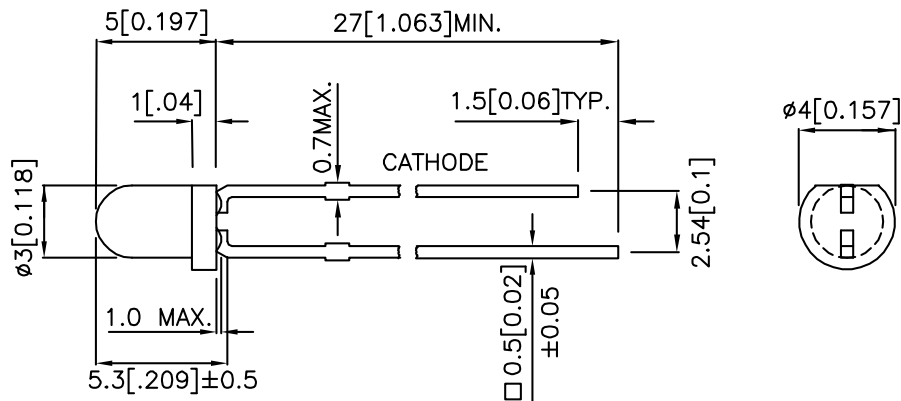
Features

- MECHANICALLY AND SPECTRALLY MATCHED TO THE WP32P3C PHOTOTRANSISTOR.
- WATER CLEAR LENS.
- RoHS COMPLIANT.

Description

SF4 Made with Gallium Aluminum Arsenide Infrared Emitting diodes.

Package Dimensions



Notes:

1. All dimensions are in millimeters (inches).
2. Tolerance is $\pm 0.25(0.01)$ unless otherwise noted.
3. Lead spacing is measured where the leads emerge from the package.
4. Specifications are subject to change without notice.

Selection Guide

Part No.	Dice	Lens Type	Po (mW/sr) @ 20mA*50mA		Viewing Angle
			Min.	Typ.	θ1/2
WP34SF4C	GaAlAs	WATER CLEAR	1.6	4	50°
			*4	*20	50°

Notes:

- 1.θ1/2 is the angle from optical centerline where the luminous intensity is 1/2 the optical centerline value.
- 2.* Luminous intensity with asterisk is measured at 50mA.

Electrical / Optical Characteristics at TA=25°C

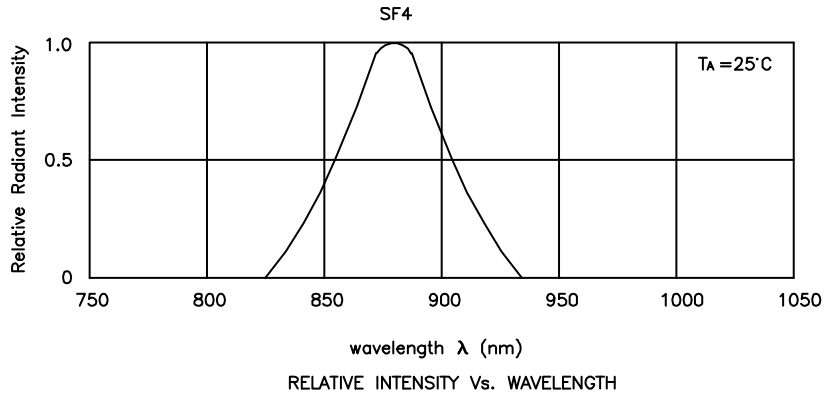
Item	P/N	Symbol	Typ.	Max.	Units	Test Conditions
Forward Voltage	SF4	V _F	1.3	1.6	V	I _F =20mA
Reverse Current	SF4	I _R	-	10	uA	V _R =5V
Capacitance	SF4	C	90	-	pF	V _F =0V;f=1MHz
Peak Spectral Wavelength	SF4	λ _P	880	-	nm	I _F =20mA
Spectral Bandwidth	SF4	Δλ _{1/2}	50	-	nm	I _F =20mA

Absolute Maximum Ratings at TA=25°C

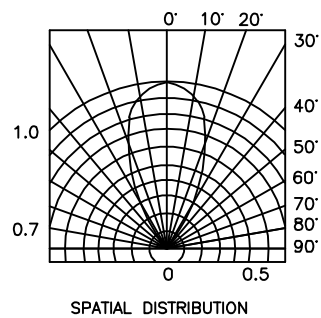
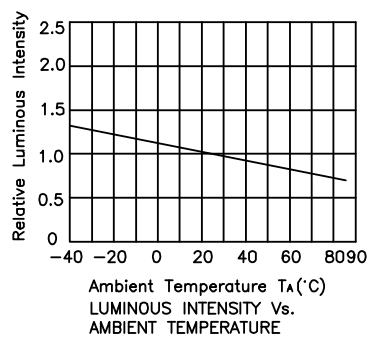
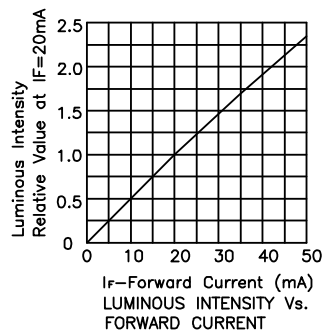
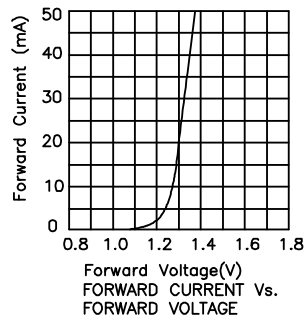
Parameter	Symbol	SF4	Units
Power Dissipation	P _T	100	mW
DC Forward Current	I _F	50	mA
Peak Forward Current[1]	i _{FS}	1.2	A
Reverse Voltage	V _R	5	V
Operating Temperature	T _A	-40 To +85	°C
Storage Temperature	T _{STG}	-40 To +85	°C
Lead Solder Temperature [2]		260°C For 3 Seconds	
Lead Solder Temperature [3]		260°C For 5 Seconds	

Notes:

1. 1/100 Duty Cycle, 10us Pulse Width.
2. 2mm below package base.
3. 5mm below package base.

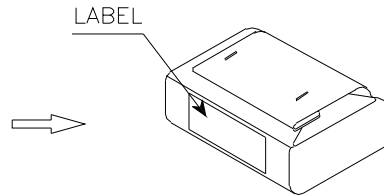
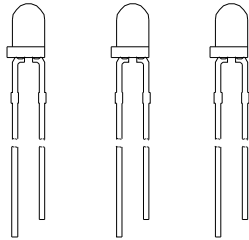


WP34SF4C



PACKING & LABEL SPECIFICATIONS

WP34SF4C

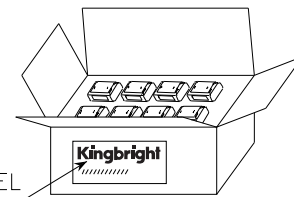


1,000PCS / BAG




56K / 9# BOX

OUTSIDE LABEL



OUTSIDE LABEL

28K / 5# BOX

Kingbright				
Q.C.	<table border="1"> <tr> <td style="text-align: center;">QC</td> </tr> <tr> <td style="text-align: center;">xxx xx xxxx</td> </tr> <tr> <td style="text-align: center;">PASSED</td> </tr> </table>	QC	xxx xx xxxx	PASSED
QC				
xxx xx xxxx				
PASSED				
TYPE NO :	WP34XXX			
QUANTITY :	1,000 pcs			
S/N :	xxx			
CODE:	xx			
LOT NO :	 xxxxxxxx			
RoHS Compliant				

Date

Remarks:

If special sorting is required (e.g. binning based on forward voltage or radiant intensity/ luminous flux), the typical accuracy of the sorting process is as follows:

1. Radiant Intensity/ luminous flux: +/-15%
2. Forward Voltage: +/-0.1V

Note: Accuracy may depend on the sorting parameters.

Mouser Electronics

Authorized Distributor

Click to View Pricing, Inventory, Delivery & Lifecycle Information:

[Kingbright:](#)

[WP34SF4C](#) [L34SF4C](#)