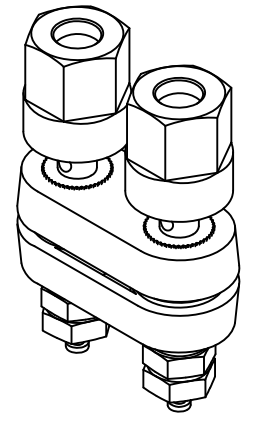
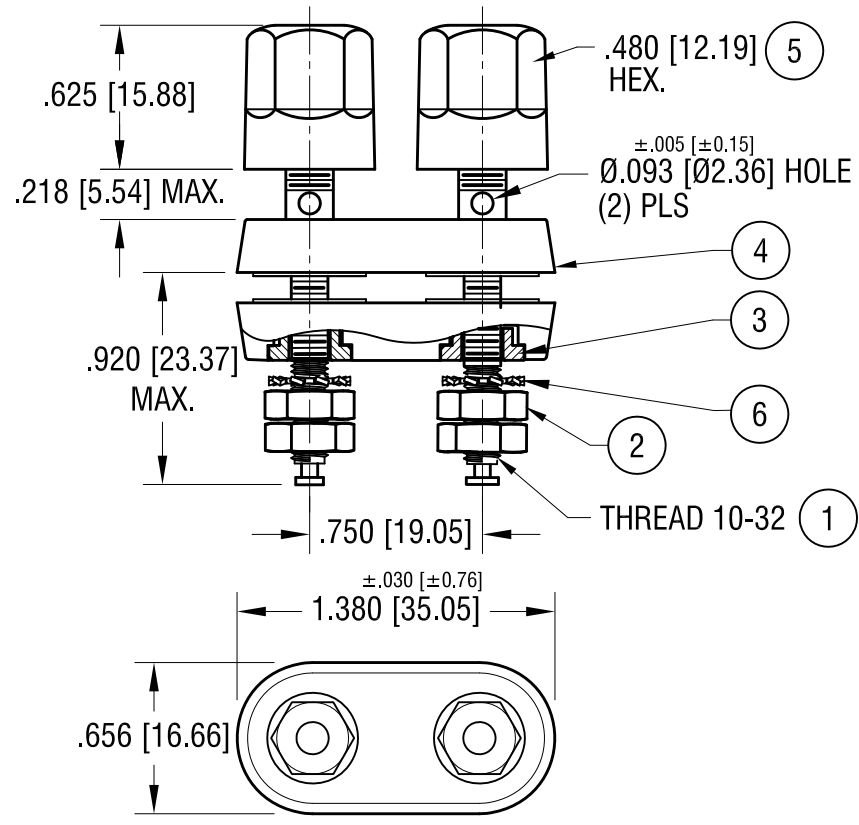
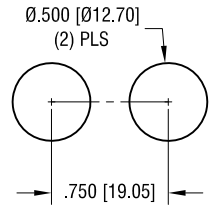


THIS DOCUMENT IS THE PROPERTY OF KEYSTONE ELECTRONICS CORP. AND SHALL NOT BE REPRODUCED, DISTRIBUTED OR USED AS A BASIS FOR MANUFACTURE WITHOUT PRIOR WRITTEN PERMISSION FROM KEYSTONE ELECTRONICS CORP.

**MTG HOLE LAYOUT**



NO.	QTY	DESCRIPTION	MAT'L	FINISH
6	2	EXTERNAL TOOTH LOCK WASHER	STEEL	NICKEL PL.
5	2	HEAD, (1) RED, (1) BLK	NYLON	-
4	2	WASHER, INSULATOR	NYLON	-
3	2	WASHER, INSERT	BRASS	NICKEL PL.
2	4	NUT	BRASS	NICKEL PL.
1	2	SHAFT	BRASS	NICKEL PL.

**KEYSTONE ELECTRONICS CORP.**  
www.keyelco.com • NEW HYDE PARK NY 11040 • Tel (516)328-7500

PART NAME: STANDARD 'DUAL' BINDING POST

MATERIAL: AS NOTED

FINISH: AS NOTED

DRN BY: NT DATE: 2.19.09  
APP'D: MR SCALE: 1.2X

TOLERANCES INCH [MM]  
DECIMAL ±.010 [±0.25]  
ANGULAR ± 1°  
UNLESS OTHERWISE SPECIFIED

CODE: C DWG NO. 7019

DATE	DESCRIPTION	REV.
4.12.12	CHANGE AS PER ECN 12-046	D
2.19.09	CHANGE AS PER ECN 09-012	C

# Mouser Electronics

Authorized Distributor

Click to View Pricing, Inventory, Delivery & Lifecycle Information:

[Keystone Electronics:](#)

[7019](#)