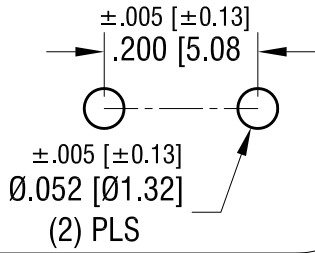
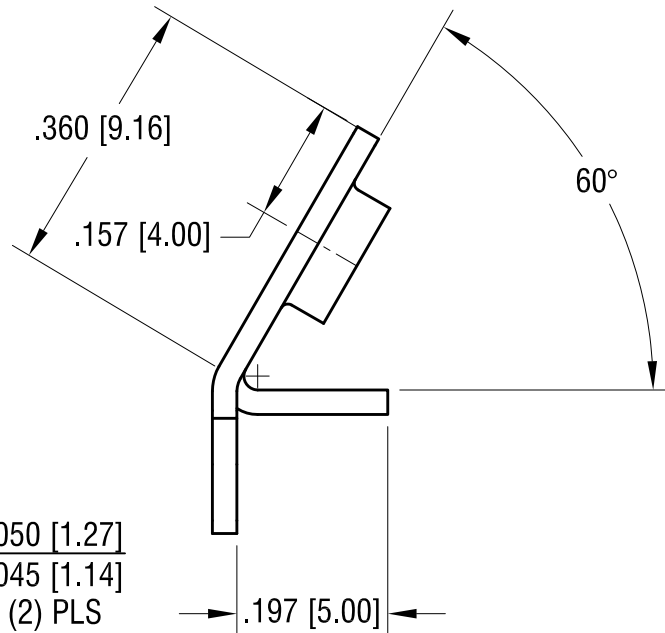
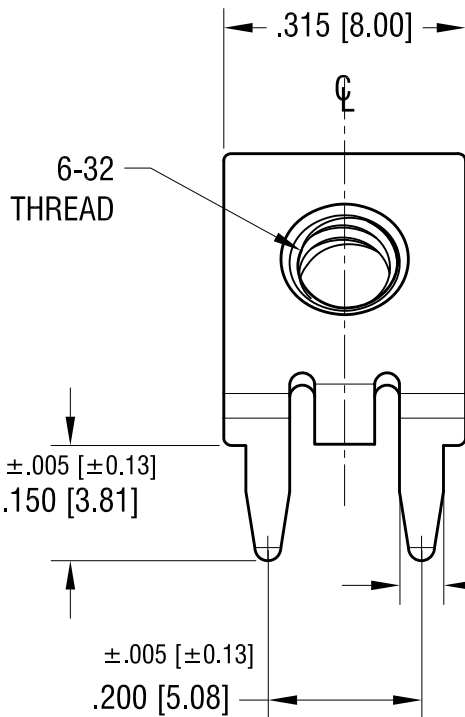
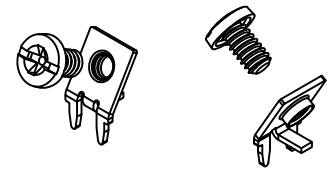


THIS DOCUMENT IS THE PROPERTY OF  
KEYSTONE ELECTRONICS CORP. AND  
SHALL NOT BE REPRODUCED, DISTRIBUTED  
OR USED AS A BASIS FOR MANUFACTURE  
WITHOUT PRIOR WRITTEN PERMISSION  
FROM KEYSTONE ELECTRONICS CORP.

**MOUNTING DETAIL**



**ACTUAL SIZE**



.050 [1.27]  
.045 [1.14]  
(2) PLS

**NOTE:**

1. TERMINAL:  
MAT'L - .032 [0.81] TH'K BRASS, TIN PLATE
2. SCREW : 6-32 TH'D x 1/4 L.  
MAT'L - BRASS, NICKEL PLATE  
SCREW SUPPLIED UNASSEMBLED

**PC SCREW TERMINAL WITH COLORED SCREW HEAD**

PART NO.	HEAD COLOR	PART NO.	HEAD COLOR
8184-2	RED	8184-5	BLUE
8184-3	BLACK	8184-6	GREEN
8184-4	WHITE	8184-7	YELLOW

**KEYSTONE ELECTRONICS CORP.**

www.keyelco.com • NEW HYDE PARK, NY 11040 • Tel (516) 328-7500

PART NAME

SCREW TERMINAL W/ COLORED SCREW HEAD

MATERIAL

AS NOTED

FINISH

AS NOTED

DRN BY

NT

DATE

3.11.19

APP'D

LN

SCALE

4X

TOLERANCES

INCH [MM]

DECIMAL

± .010 [± 0.25]

ANGULAR

± 1°

UNLESS OTHERWISE SPECIFIED

CODE

C

DWG NO.

8184-2 - 8184-7

DATE

DESCRIPTION

REV.

# Mouser Electronics

Authorized Distributor

Click to View Pricing, Inventory, Delivery & Lifecycle Information:

[Keystone Electronics:](#)

[8184-5](#)