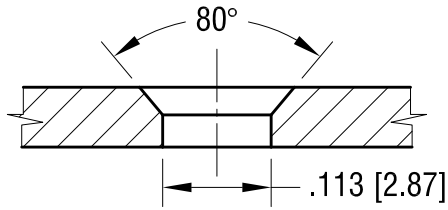


THIS DOCUMENT IS THE PROPERTY OF KEYSTONE ELECTRONICS CORP. AND SHALL NOT BE REPRODUCED, DISTRIBUTED OR USED AS A BASIS FOR MANUFACTURE WITHOUT PRIOR WRITTEN PERMISSION FROM KEYSTONE ELECTRONICS CORP.

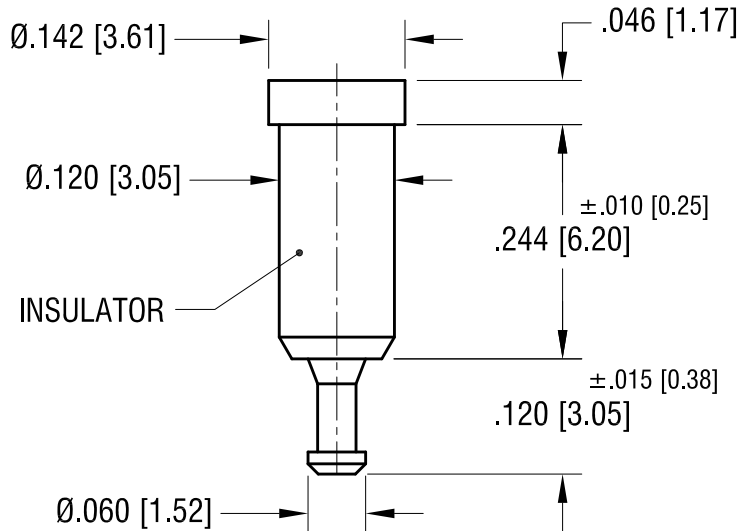
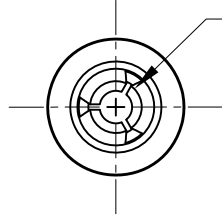
ACTUAL SIZE



MTG DETAIL



SPRING CONTACT TO ACCEPT Ø.040 [Ø1.02] PIN



INSULATOR

PART NO.	COLOR
11001	WHITE
11001-R	RED
11001-B	BLACK

NOTES:

1. TERMINAL JACK : MAT'L - BERYLLIUM COPPER (QQ-C-533)
FINISH- GOLD PLATED
2. BUSHING: MAT'L - PTFE
(SEE COLOR CHART)

KEYSTONE ELECTRONICS CORP.

www.keyelco.com • NEW HYDE PARK, NY 11040 • Tel (516) 328-7500

PART NAME		PTFE INSULATED TEST JACK	
MATERIAL		AS NOTED	
FINISH		DRN BY	DATE
AS NOTED		NT	7.10.07
		APP'D	SCALE
		LN	5X
TOLERANCES	INCH [MM]	CODE	DWG NO.
DECIMAL	± .005 [± 0.13]	C	11001-
ANGULAR	± 1°		
UNLESS OTHERWISE SPECIFIED			

11.17.08	CHANGE AS PER ECN 08-177	A
DATE	DESCRIPTION	REV.

Mouser Electronics

Authorized Distributor

Click to View Pricing, Inventory, Delivery & Lifecycle Information:

[Keystone Electronics:](#)

[11001](#)