

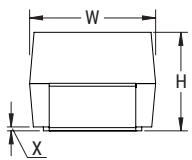
Sample Kit Contents

KEMET Part Number	Case Code/ Case Size	Rated Cap	Rated Voltage	DC Leakage	DF	ESR	Quantity
	KEMET/EIA	µF	VDC	µAmps +25°C Max/5 Min	% @ +25°C 120 Hz Max	mΩ @ 25°C 100 kHz Max	
T520D477M2R5ATE009	D/7343-31	470	2.5	118	10	9	10
T530X158M2R5ATE005	X/7343-43	1500	2.5	375	8	5	10
T520B686M004ATE025	B/3528-21	68	4	27	8	25	10
T520V227M004ATE015	V/7343-20	220	4	88	10	15	10
T520Y687M004ATE010	Y/7343-40	680	4	272	10	10	10
T530Y687M004ATE005	Y/7343-40	680	4	272	8	5	10
T520A226M006ATE090	A/3216-18	22	6.3	14	8	90	10
T520B336M006ATE025	B/3528-21	33	6.3	21	8	25	10
T520T476M006ATE040	T/3528-12	47	6.3	30	8	40	10
A700V476M006ATE025	V/7343-20	47	6.3	12	6	25	10
A700D107M006ATE015	D/7343-31	100	6.3	25	6	15	10
A700X157M006ATE010	X/7343-43	150	6.3	38	6	10	10
T520V157M006ATE025	V/7343-20	150	6.3	95	10	25	10
T520D337M006ATE009	D/7343-31	330	6.3	208	10	9	10
T520X337M010ATE010	X/7343-43	330	10	330	10	10	10
A700V106M016ATE045	V/7343-20	10	16	6	6	45	10
T520W476M016ATE045	W/7343-15	47	16	75	10	45	10

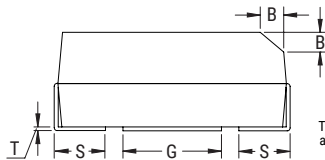
Dimensions – Millimeters (Inches)

Metric will govern

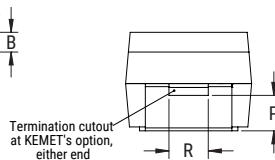
CATHODE (-) END VIEW



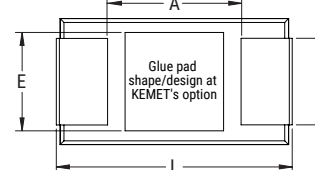
SIDE VIEW



ANODE (+) END VIEW



BOTTOM VIEW



Case Size		Component													
KEMET	EIA	L*	W*	H*	F* ±0.1 ±(0.004)	S* ±0.3 ±(0.012)	B* ±0.15 (Ref) ±0.006	X (Ref)	P (Ref)	R (Ref)	T (Ref)	A (Min)	G (Ref)	E (Ref)	
A	3216-18	3.2±0.2 (0.126±0.008)	1.6±0.2 (0.063±0.008)	1.6±0.2 (0.063±0.008)	1.2 (0.047)	0.8 (0.031)	0.4 (0.016)	0.10±0.10 (0.004±0.004)	0.4 (0.016)	0.4 (0.016)	0.13 (0.005)	0.8 (0.31)	1.1 (0.043)	1.3 (0.051)	
B	3528-21	3.5±0.2 (0.138±0.008)	2.8±0.2 (0.110±0.008)	1.9±0.1 (0.075±0.004)	2.2 (0.087)	0.8 (0.031)	0.4 (0.016)	0.10±0.10 (0.004±0.004)	0.5 (0.020)	1.0 (0.039)	0.13 (0.005)	1.1 (0.043)	1.8 (0.071)	2.2 (0.087)	
D	7343-31	7.3±0.3 (0.287±0.012)	4.3±0.3 (0.169±0.012)	2.8±0.3 (0.110±0.012)	2.4 (0.094)	1.3 (0.051)	0.5 (0.020)	0.10±0.10 (0.004±0.004)	0.9 (0.035)	1.0 (0.039)	0.13 (0.005)	3.8 (0.150)	3.5 (0.138)	3.5 (0.138)	
T	3528-12	3.5±0.2 (0.138±0.008)	2.8±0.2 (0.110±0.008)	1.2 (0.047)	2.2 (0.087)	0.8 (0.031)	N/A	0.05 (0.002)	N/A	N/A	0.13 (0.005)	1.1 (0.043)	1.8 (0.071)	2.2 (0.087)	
V	7343-20	7.3±0.3 (0.287±0.012)	4.3±0.3 (0.169±0.012)	2.8±0.3 (0.075±0.004)	2.4 (0.094)	1.3 (0.051)	N/A	0.05 (0.002)	N/A	N/A	0.13 (0.005)	3.8 (0.150)	3.5 (0.138)	3.5 (0.138)	
W	7343-15	7.3±0.3 (0.287±0.012)	4.3±0.3 (0.169±0.012)	1.5 (0.059)	2.4 (0.094)	1.3 (0.051)	N/A	0.05 (0.002)	N/A	N/A	0.13 (0.005)	3.8 (0.150)	3.5 (0.138)	3.5 (0.138)	
X	7343-43	7.3±0.3 (0.287±0.012)	4.3±0.3 (0.169±0.012)	4.0±0.3 (0.157±0.012)	2.4 (0.094)	1.3 (0.051)	0.5 (0.020)	0.10±0.10 (0.004±0.004)	1.7 (0.067)	1.0 (0.039)	0.13 (0.005)	3.8 (0.150)	3.5 (0.138)	3.5 (0.138)	
Y	7343-40	7.3±0.3 (0.287±0.012)	4.3±0.3 (0.169±0.012)	4.0 (0.157)	2.4 (0.094)	1.3 (0.051)	0.5 (0.020)	0.10±0.10 (0.004±0.004)	1.7 (0.067)	1.0 (0.039)	0.13 (0.005)	3.8 (0.150)	3.5 (0.138)	3.5 (0.138)	

Notes: (Ref) – Dimensions provided for reference only. No dimensions provided for B, P or R because low profile cases do not have a bevel or a notch.

\* MIL-PRF-55365/8 specified dimensions

## Moisture Sensitivity Notice

These KEMET devices are Moisture Sensitivity Level 3 (MSL3) rated per J-STD-020D. Mass production quantities are packaged in moisture resistant packaging and must be handled per J-STD-020D MSL3 requirements.

# Mouser Electronics

Authorized Distributor

Click to View Pricing, Inventory, Delivery & Lifecycle Information:

[KEMET:](#)

[TAN ENG KIT 23](#)