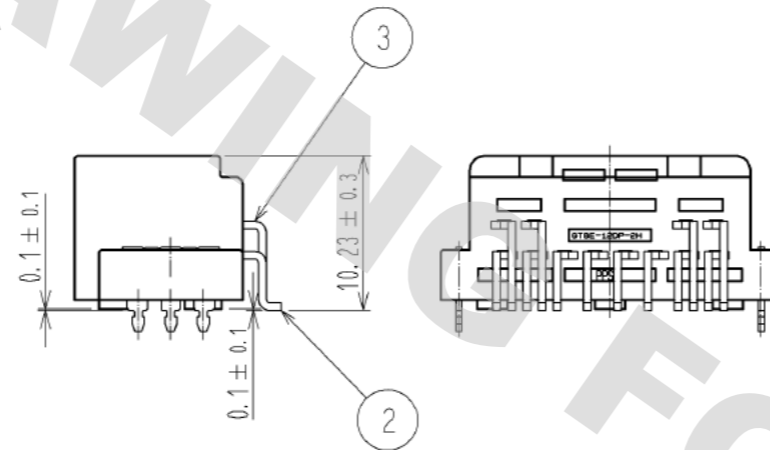
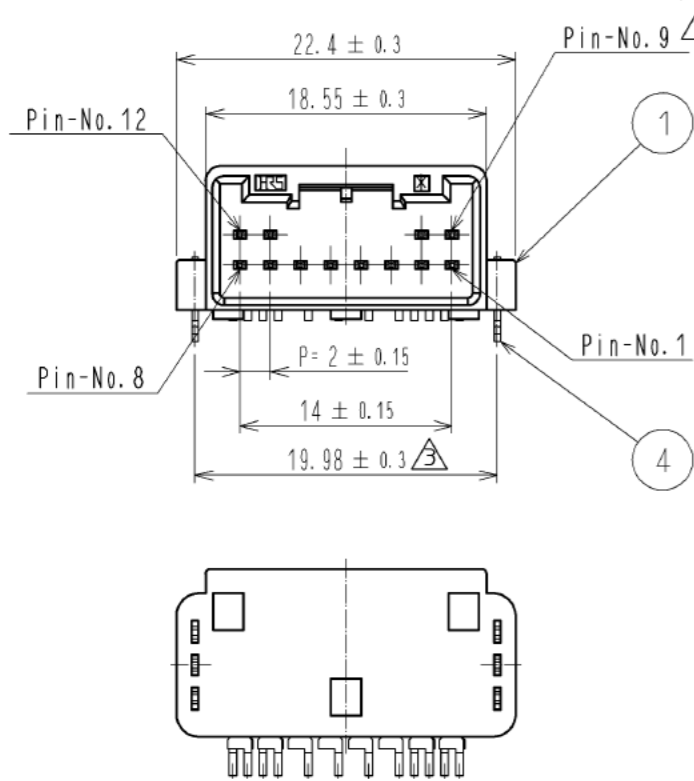
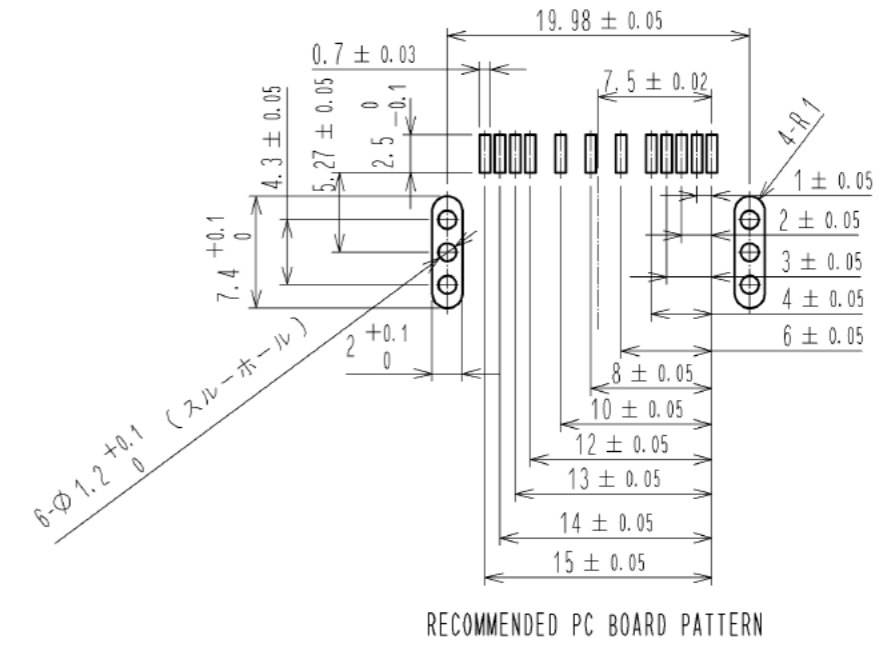


DRAWING FOR REFERENCE: This is subject to change without notice
05/31/2013

ELV. RoHS COMPLIANT

\triangle PIN-NO.

12 8 11 7 6 5 4 3 10 2 9 1



EMBOSS PACKING SPECIFICATIONS(FREE)

1. PLACE CONNECTORS INTO EMBOSSED CARRIER TAPE.

← DIRECTION OF UNREELING

PRODUCT DIRECTION

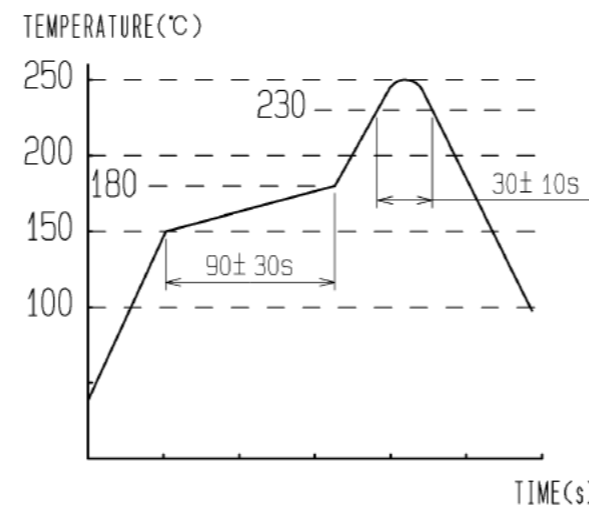
MIN 400
MIN 5 EMPTY PACKETS
MIN 700
MIN 5 EMPTY PACKETS
TAPE FIXING

300 PCS/REEL

2. PUT A REEL INTO CARTON BOX

W = (405) (mm)
D = (405) (mm)
H = (51) (mm)

- NOTE1. RECOMMENDED TEMPERATURE PROFILE FOR REFLOW(REFER TO RIGHT FIG.)
REFLOW HEATING METHODS : FAR-INFLARED. IN THE AIR OR NITROGEN.
REFLOW No. : MAX 2TIMES
PEAK TEMPERATURE : 250°C
ABOVE 230°C : 20~40s
PREHEAT : 150~180°C(60~120s)
- SOLDERING TEMPERATURE : 280~300°C. MAX2s
 - COPLANARITY OF LEADS SHALL BE UNDER 0.1mm.
 - RECOMMENDED THICKNESS FOR PC BOARD IS 1.6mm.
 - RECOMMENDED THICKNESS FOR SOLDER PASTE IS 0.15mm.



2	BRASS	TIN PLATING	4	BRASS	TIN PLATING
1	PPS	BLACK	3	BRASS	TIN PLATING
NO.	MATERIAL	FINISH . REMARKS	NO.	MATERIAL	FINISH . REMARKS
UNITS mm		SCALE 2 : 1	COUNT 1	DESCRIPTION OF REVISIONS DIS-T-003270	DESIGNED RZ. KANO
HRS HIROSE ELECTRIC CO., LTD.		APPROVED : AR. SHIRAI	11.11.30	DRAWING NO. EDC3-167884-00	CHECKED HS. OZAWA
		CHECKED : AR. SHIRAI	11.11.30	PART NO. GT8E-12DP-2H	DATE 13.04.17
		DESIGNED : YN. KADOTA	11.11.30	CODE NO. CL758-1008-2-00	
		DRAWN : YN. KADOTA	11.11.30		

Mouser Electronics

Authorized Distributor

Click to View Pricing, Inventory, Delivery & Lifecycle Information:

[Hirose Electric:](#)

[GT8E-12DP-2H](#)