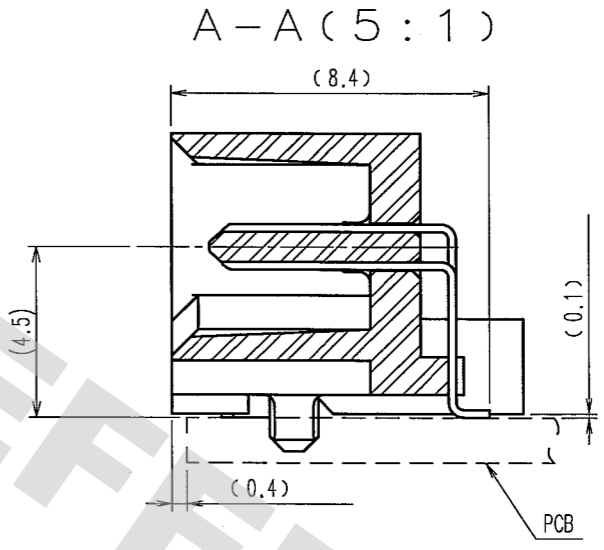
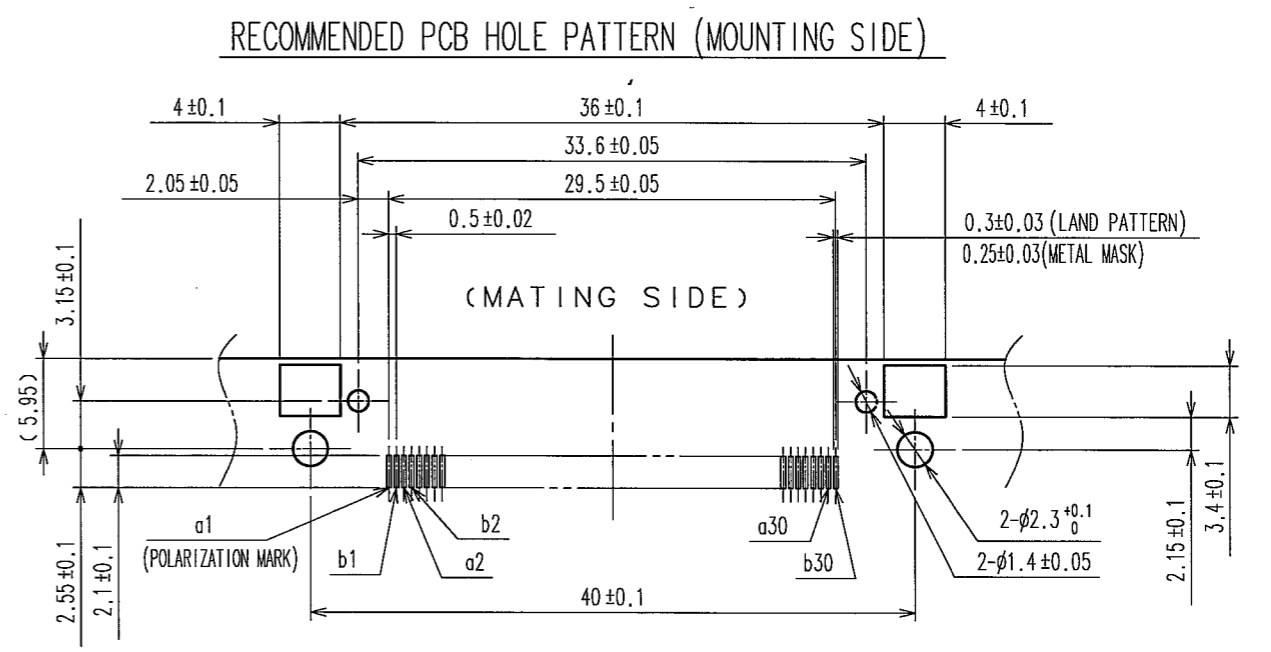
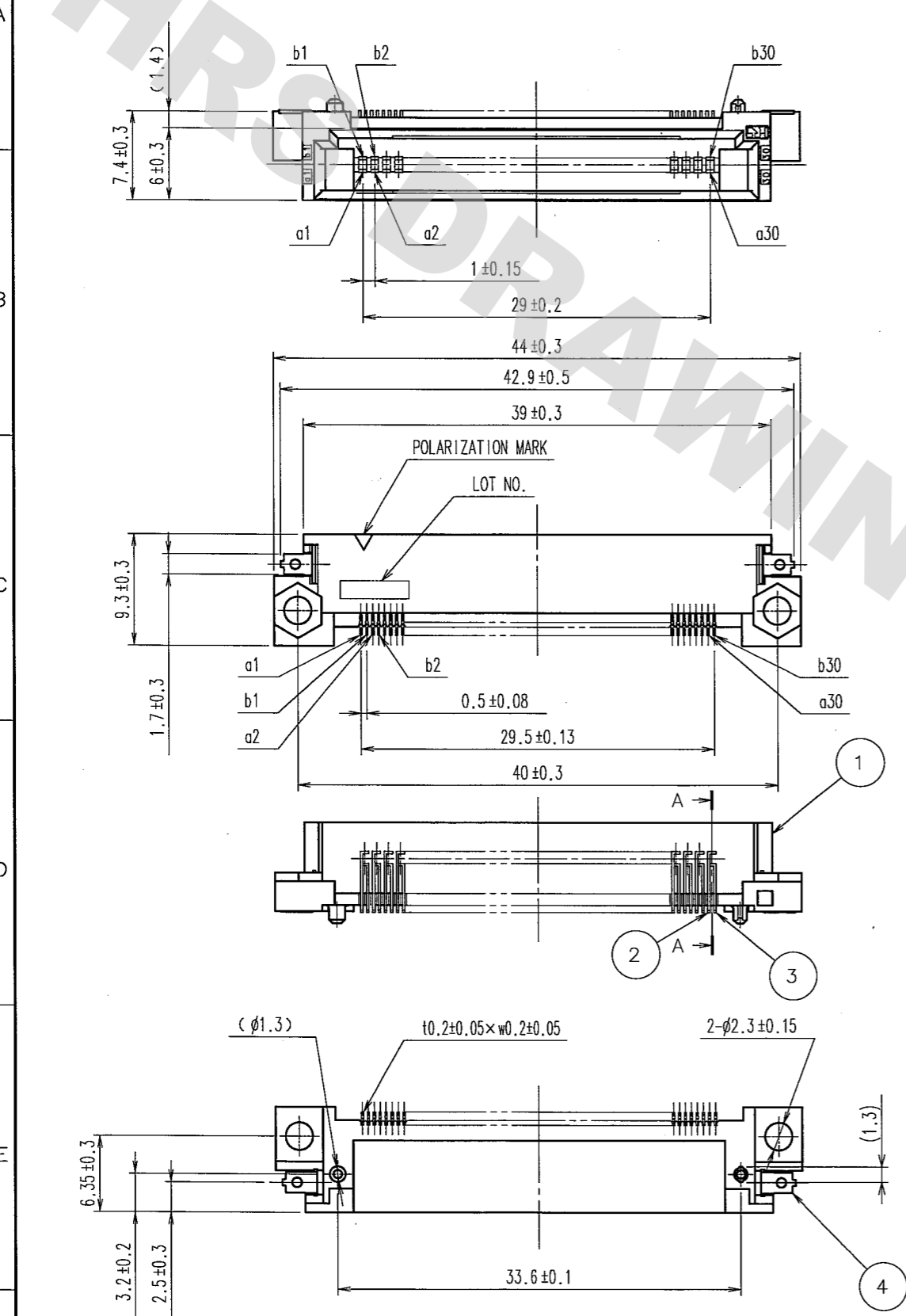


DRAWING FOR REFERENCE: This is subject to change without notice
08/11/2012

TO
PCK

COUNT	DESCRIPTION OF REVISIONS	BY	CHKD	DATE	COUNT	DESCRIPTION OF REVISIONS	BY	CHKD	DATE



NOTES 1. LEAD CO-PLANARITY INCLUDING REINFORCED METAL FITTINGS TO BE 0.1 MAX.
2. NOTE THAT THE REFERENCE TIGHTENING TORQUE IS 0.15 N·m.
3. THE DIMENSIONS IN PARENTHESES ARE FOR REFERENCE.

NO.	MATERIAL	FINISH, REMARKS	NO.	MATERIAL	FINISH, REMARKS
4	BRASS	TIN-PLATING	2, 3	BRASS	CONTACT AREA: GOLD 0.1μm min. LEAD AREA: TIN-PLATING 1.2μm min. UNDER PLATING: NICKEL 1μm min.
1	POLYAMIDE	BLACK UL94V-0			

CODE NO. (OLD)	DRAWN	DESIGNED	CHECKED	APPROVED	RELEASED
CL	A.SUZUKAWA	H. Nakamura	d. Ogawa	H. Okawa	
	06.09.01	'06.09.01	'06.09.01	'06.09.01	

SCALE	DRAWING NO.	PART NO.
2 : 1	EDC3-151934-22	FX5-60P-SH09(91)

UNITS	HRS	HIROSE ELECTRIC CO., LTD.	CODE NO.	
mm			CL575-0057-1-91	1/1

Mouser Electronics

Authorized Distributor

Click to View Pricing, Inventory, Delivery & Lifecycle Information:

[Hirose Electric:](#)

[FX5-60P-SH09\(91\)](#)