

Nov.1.2024 Copyright 2024 HIROSE ELECTRIC CO., LTD. All Rights Reserved.
In case of consideration for using Automotive equipment / device which demand high reliability, kindly contact our sales window correspondents.

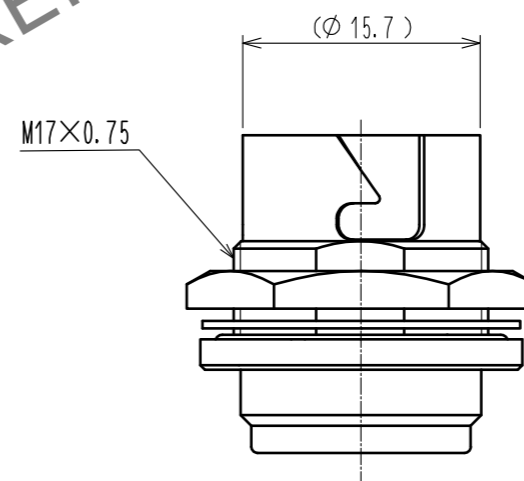
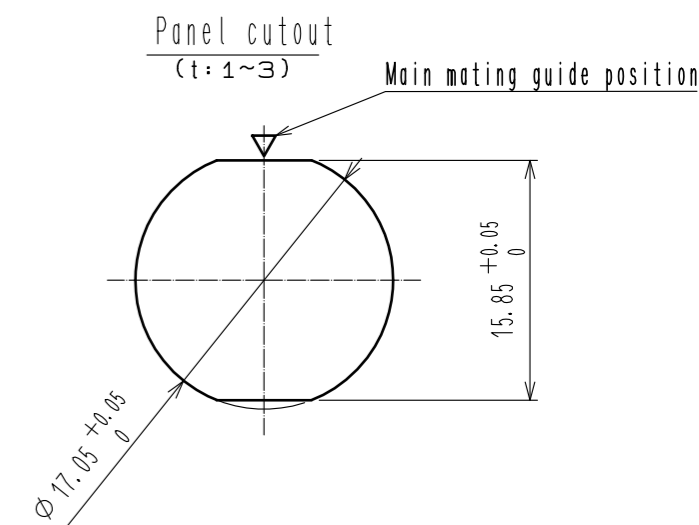
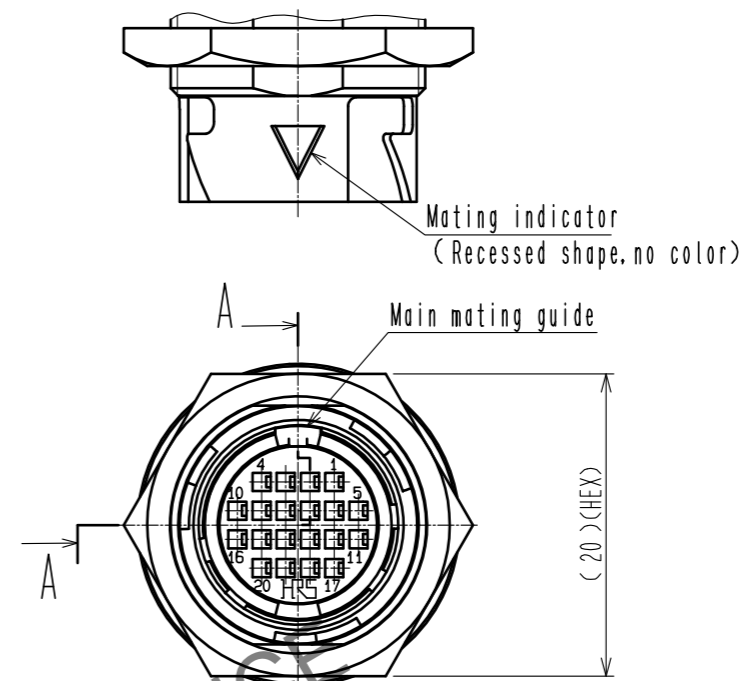
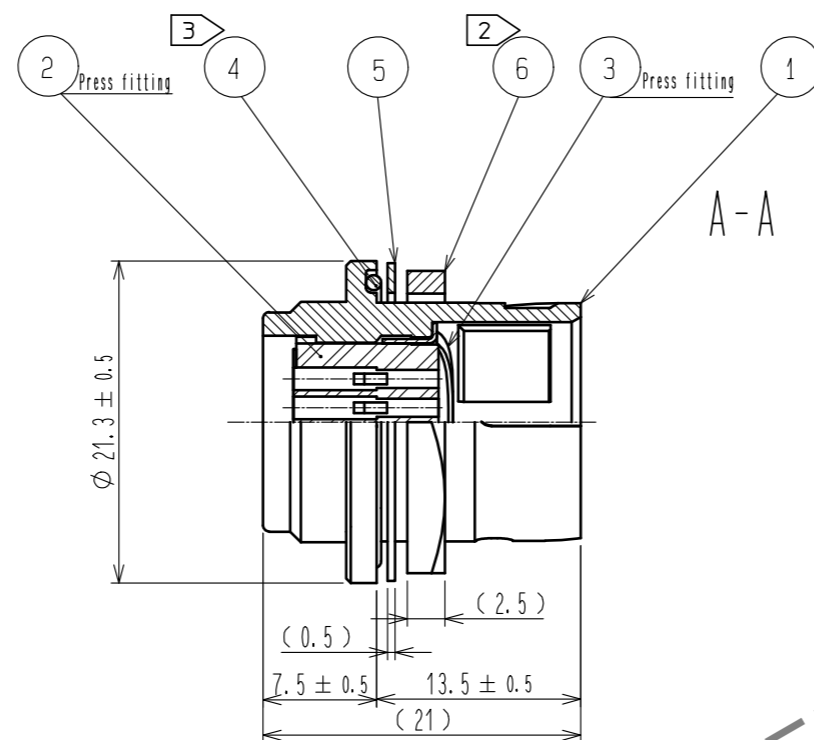
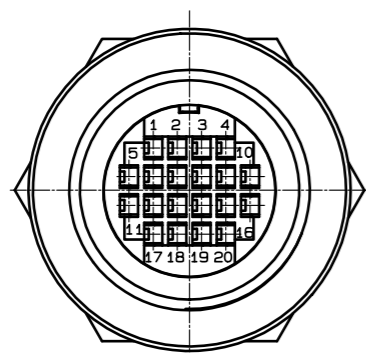


Table 1		Strip contact
Applicable crimp contact		HR22-PC1-221 (CL122-0094-0)
Applicable cable	Size	AWG# 24~28
	Jacket diameter	$\phi 1.15$ MAX
Applicable crimping tool		Automatic crimping machine: CM-105 (CL901-0005-4) Applicator : AP105-HR22-2 (CL901-2023-7)
Contact extraction tool		RP6-SC-TP (CL150-0039-0)

- Notes
- Table 1 shows applicable crimp contact and applicable tool.
 - The recommended clamp torque of Ref.No. ⑥ : $2 \sim 3$ N·m. Use Loctite 242 to prevent screws from loosening.
 - When this connector is mounted on to panel, be careful ref.No. ④ is assembled surely into the groove of ref.No. ① as shown in this figure to keep waterproof effectiveness.
 - Please Operate this product in accordance with ATAD-CO494-00 'HR22K Connector Operation Manual'.

NO.	MATERIAL	FINISH . REMARKS	NO.	MATERIAL	FINISH . REMARKS
3	Phosphor bronze	Nickel plating	6	Brass	Nickel plating
2	PBT	(Black)	5	Brass	Nickel plating
1	Zinc alloy	Nickel plating	4	Hydrogenated Nitrile Butadiene Rubber	(Black)

UNITS	SCALE	COUNT	DESCRIPTION OF REVISIONS	DESIGNED	CHECKED	DATE
mm	2 : 1	△				

HRS HIROSE ELECTRIC CO., LTD.	APPROVED : TP. KOMATSU	20240618	DRAWING NO.	EDC-396047-00-01
	CHECKED : HY. KOBAYASHI	20240617	PART NO.	HR22K-12WBR-20PC
	DESIGNED : HY. KISHI	20240614	CODE NO.	CL0122-1002-0-00
	DRAWN : HY. KISHI	20240614		

Mouser Electronics

Authorized Distributor

Click to View Pricing, Inventory, Delivery & Lifecycle Information:

[Hirose Electric:](#)

[HR22K-12WBR-20PC](#)