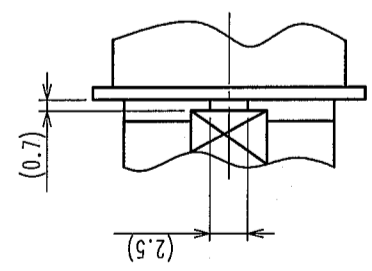
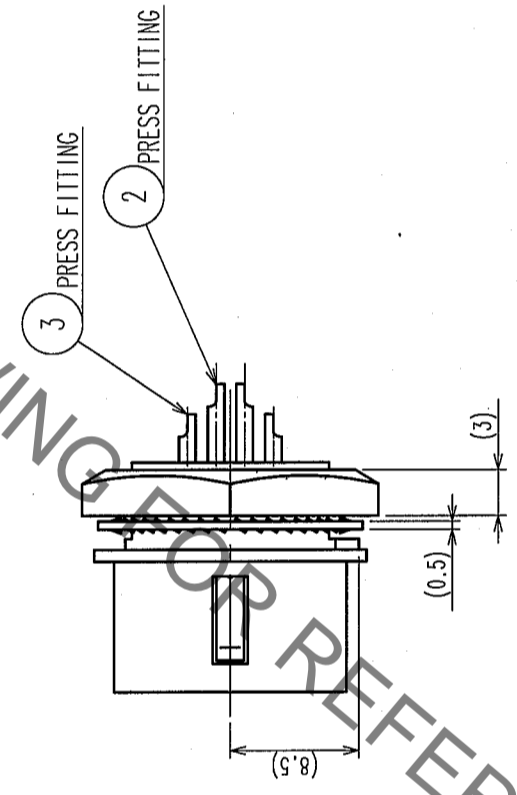
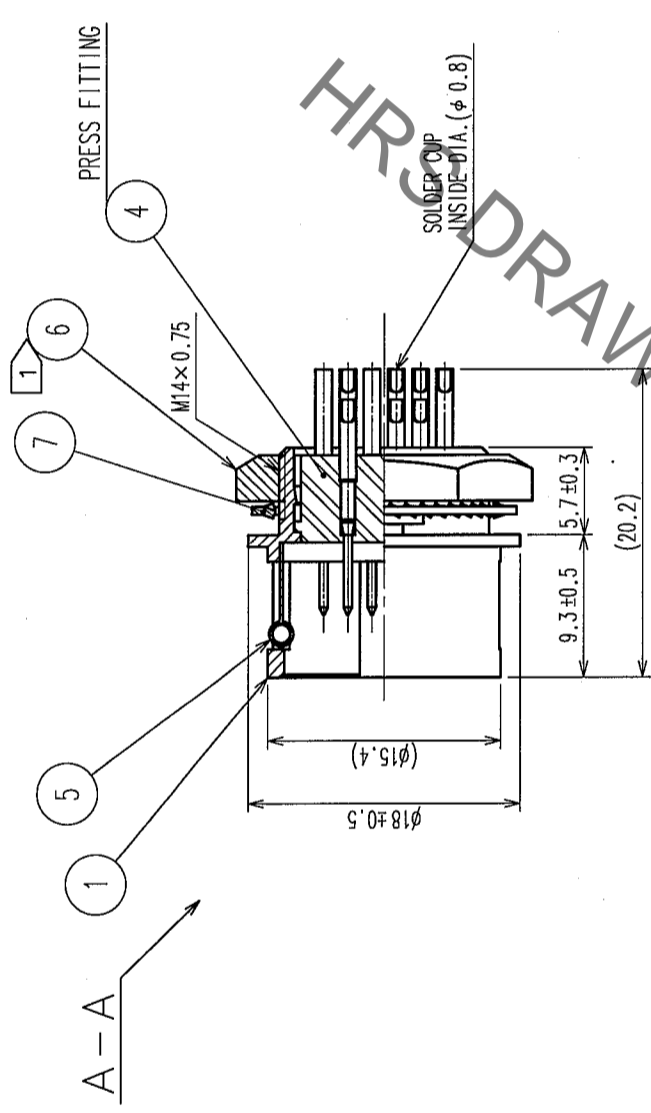
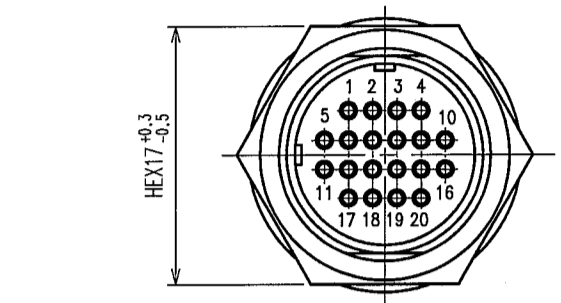


COUNT	DESCRIPTION OF REVISIONS	BY	CHKD	DATE	COUNT	DESCRIPTION OF REVISIONS	BY	CHKD	DATE
△					△				
△					△				
△					△				

A B C D E F



B DETAIL OF MOUNTING GUIDE

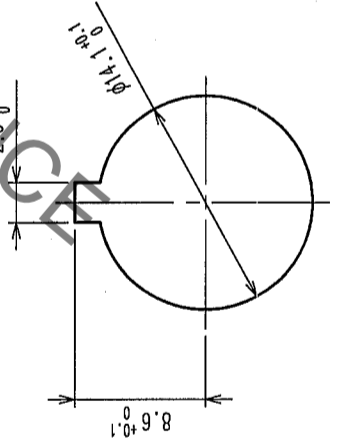
NOTE ① RECOMMENDED CLAMP TORQUE OF REF NO. ⑥ : 2-2.5 N · m.
 LOCTITE 242, HENKEL JAPAN OR EQUIVALENT IS RECOMMENDED TO
 PREVENT REF. NO. ⑥ FROM LOOSENING.

NO.	MATERIAL	FINISH, REMARKS	NO.	MATERIAL	FINISH, REMARKS
4	POLYAMIDE	(BLACK) UL94V-0	7	PHOSPHOR BRONZE	NICKEL PLATING
3	BERYLLIUM COPPER	SILVER PLATING 2μm min.	6	BRASS	NICKEL PLATING
2	BERYLLIUM COPPER		5	STAINLESS STEEL	
1	ZINC ALLOY	MATTE FINISH NICKEL PLATED			

CODE NO. (COLD)	DRAWN	DESIGNED	CHECKED	APPROVED	RELEASED
	D. Matsume	D. Matsume	E. Kunii	M. Sato	
	05.10.01	05.10.01	05.10.03	05.10.14	

DRAWING NO.	PART NO.
EDC3-045402-73	HR10A-13R-20P(73)

SCALE	UNITS	CODE NO.
2 : 1	mm	CL110-0715-5-73



PANEL CUTOUT
 $t = 0.8 \sim 1.5$

TO	
R	

Mouser Electronics

Authorized Distributor

Click to View Pricing, Inventory, Delivery & Lifecycle Information:

[Hirose Electric:](#)

[HR10A-13R-20P\(73\)](#)