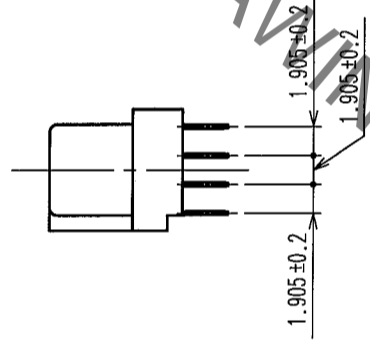
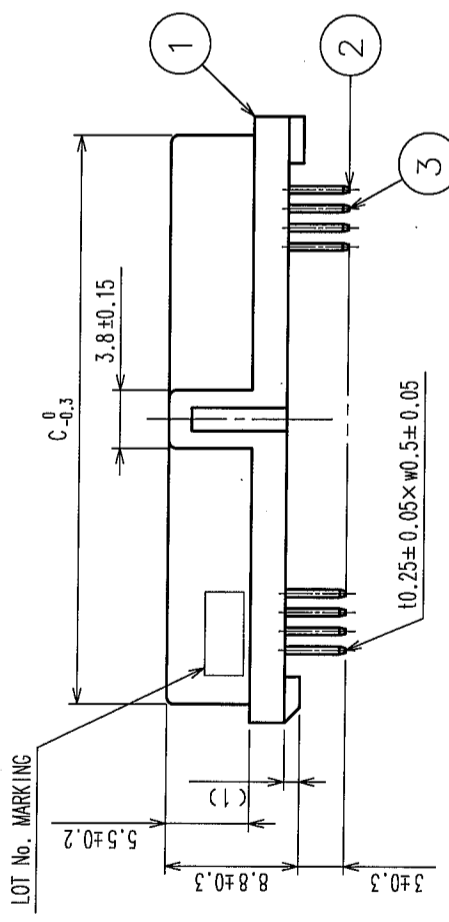
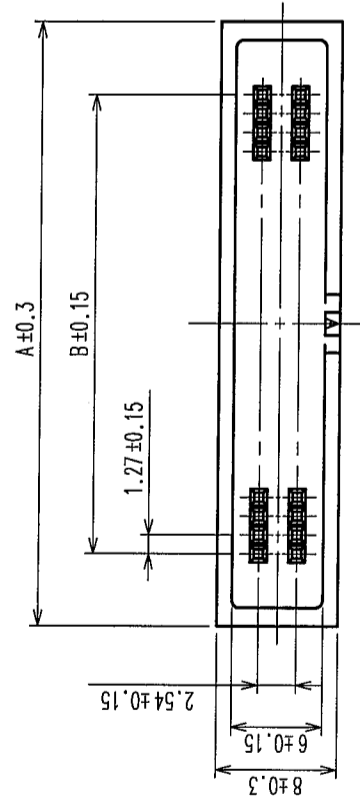
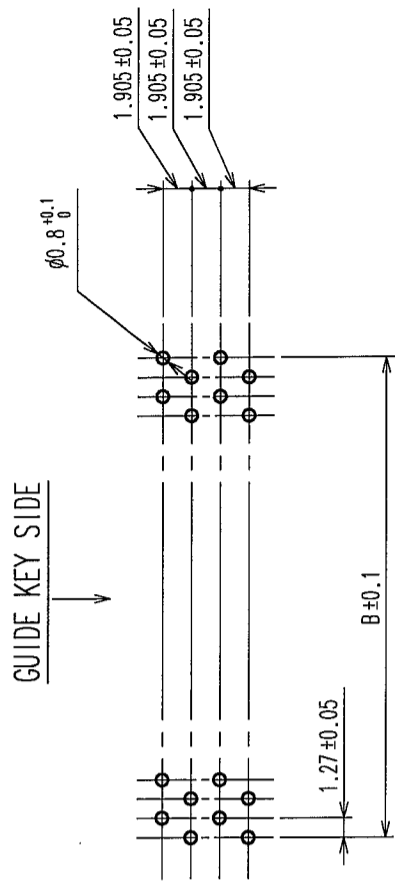


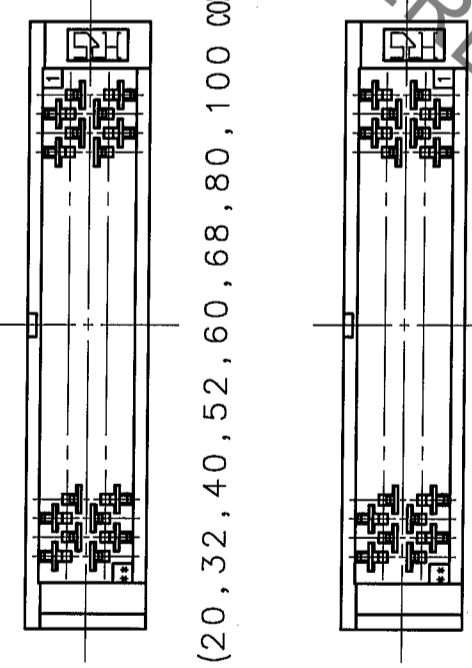
COUNT	DESCRIPTION OF REVISIONS	BY	CHKD	DATE	COUNT	DESCRIPTION OF REVISIONS	BY	CHKD	DATE
△					△				
△					△				
△					△				



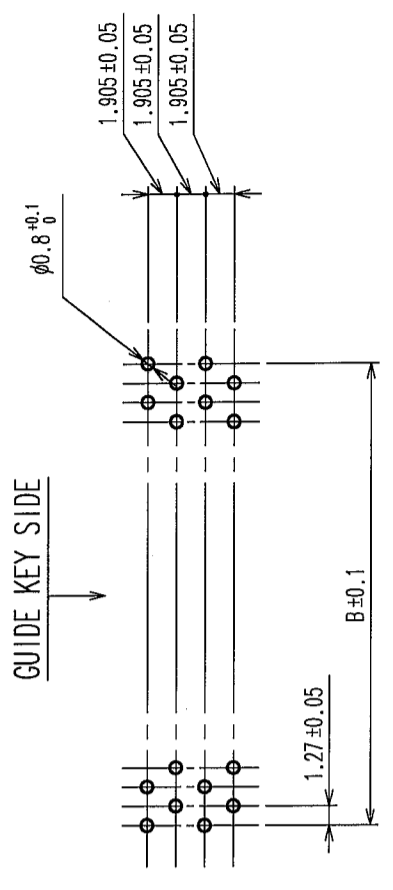
RECOMMENDED PC BOARD HOLE PATTERN
(MOUNT SIDE)



(20, 32, 40, 52, 60, 68, 80, 100 CONTACTS)



(20, 32, 40, 52, 60, 68, 80, 100 CONTACTS)



(26, 34, 50 CONTACTS)


NOTE 1. THE DIMENSIONS IN PARENTHESES ARE FOR REFERENCE.

PART No.	CODE No.	NUMBER OF CONTACTS	A	B	C
HIF6A-20DA-1.27DSA(71)	CL631-0101-5-71	20	20.95	11.43	18.55
HIF6A-26DA-1.27DSA(71)	CL631-0102-8-71	26	24.76	15.24	22.36
HIF6A-32DA-1.27DSA(71)	CL631-0103-0-71	32	28.57	19.05	26.17
HIF6A-34DA-1.27DSA(71)	CL631-0104-3-71	34	29.84	20.32	27.44
HIF6A-40DA-1.27DSA(71)	CL631-0105-6-71	40	33.65	24.13	31.25
HIF6A-50DA-1.27DSA(71)	CL631-0106-9-71	50	40.00	30.48	37.60
HIF6A-52DA-1.27DSA(71)	CL631-0107-1-71	52	41.27	31.75	38.87
HIF6A-60DA-1.27DSA(71)	CL631-0108-4-71	60	46.35	36.83	43.95
HIF6A-68DA-1.27DSA(71)	CL631-0109-7-71	68	51.43	41.91	49.03
HIF6A-80DA-1.27DSA(71)	CL631-0110-6-71	80	59.05	49.53	56.65
HIF6A-100DA-1.27DSA(71)	CL631-0111-9-71	100	71.75	62.23	69.35

(26, 34, 50 CONTACTS)

1	PBT	BLACK	UL94V-0	2, 3	COPPER ALLOY	CONTACT AREA: GOLD 0.2μm min. DIP AREA: TIN 2μm min. UNDER PLATING: NICKEL 2.5μm min
NO.	MATERIAL	FINISH, REMARKS	NO.	MATERIAL	FINISH, REMARKS	
CODE NO. (OLD)	CL		DESIGNED	DESIGNED	APPROVED	RELEASED
			DRAWN	DRAWN	APPROVED	RELEASED
			A. Sugawara H. Okawa '05-06-03 '05-06-03 '05-06-03			
DRAWING NO.		PART NO.				
EDC3-154272-21		HIF6A-**DA-1.27DSA(71)				
SCALE		CODE NO.				
2 : 1		CL631				
UNITS		mm				

TO
PCK



CL631

Mouser Electronics

Authorized Distributor

Click to View Pricing, Inventory, Delivery & Lifecycle Information:

[Hirose Electric:](#)

[HIF6A-80DA-1.27DSA\(71\)](#)