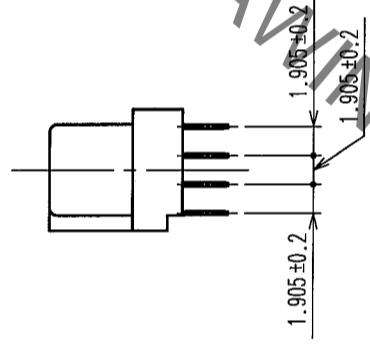
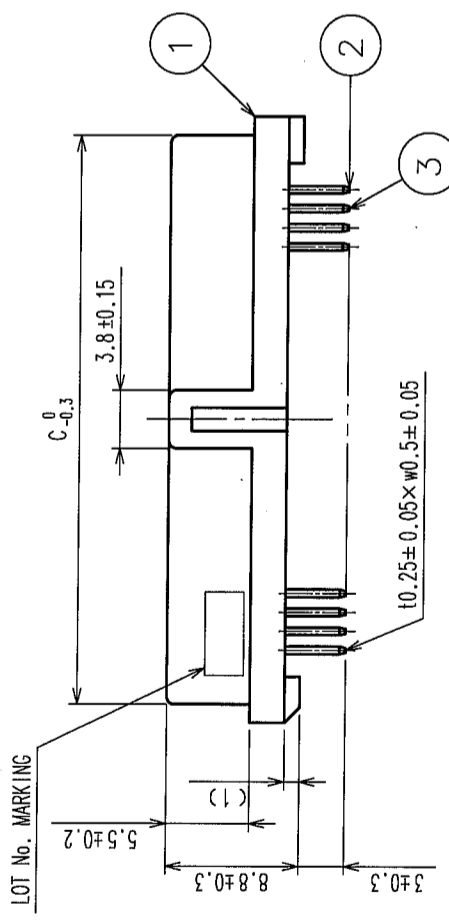
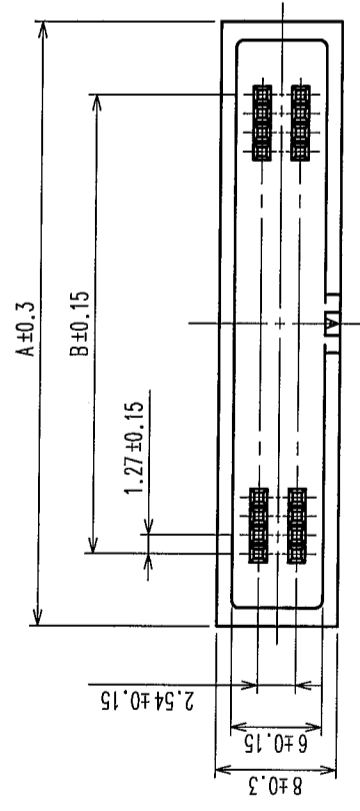
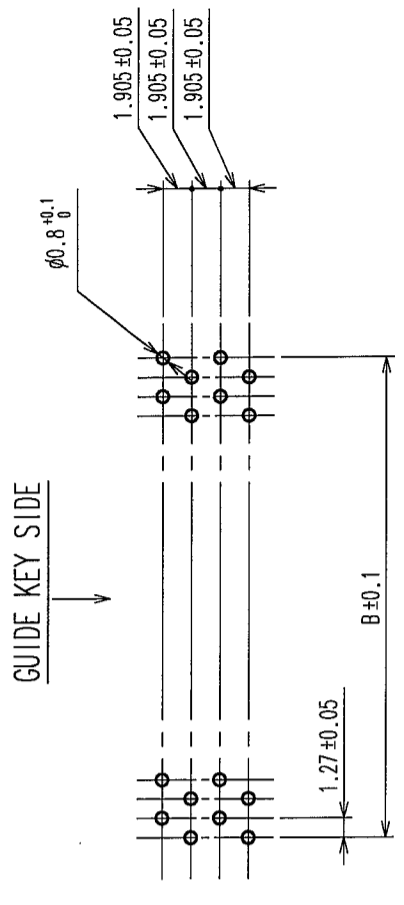


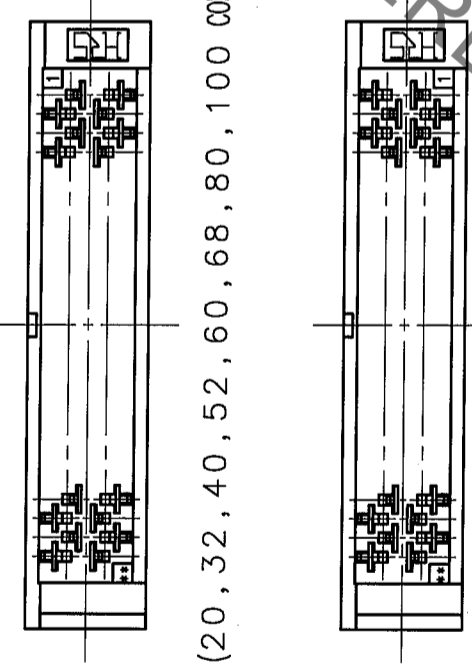
COUNT	DESCRIPTION OF REVISIONS	BY	CHKD	DATE	COUNT	DESCRIPTION OF REVISIONS	BY	CHKD	DATE
△					△				
△					△				
△					△				



RECOMMENDED PC BOARD HOLE PATTERN  
 (MOUNT SIDE)



(20, 32, 40, 52, 60, 68, 80, 100 CONTACTS)



(26, 34, 50 CONTACTS)

PART No.	CODE No.	NUMBER OF CONTACTS	A	B	C
HIF6A-20DA-1.27DSA(71)	CL631-0101-5-71	20	20.95	11.43	18.55
HIF6A-26DA-1.27DSA(71)	CL631-0102-8-71	26	24.76	15.24	22.36
HIF6A-32DA-1.27DSA(71)	CL631-0103-0-71	32	28.57	19.05	26.17
HIF6A-34DA-1.27DSA(71)	CL631-0104-3-71	34	29.84	20.32	27.44
HIF6A-40DA-1.27DSA(71)	CL631-0105-6-71	40	33.65	24.13	31.25
HIF6A-50DA-1.27DSA(71)	CL631-0106-9-71	50	40.00	30.48	37.60
HIF6A-52DA-1.27DSA(71)	CL631-0107-1-71	52	41.27	31.75	38.87
HIF6A-60DA-1.27DSA(71)	CL631-0108-4-71	60	46.35	36.83	43.95
HIF6A-68DA-1.27DSA(71)	CL631-0109-7-71	68	51.43	41.91	49.03
HIF6A-80DA-1.27DSA(71)	CL631-0110-6-71	80	59.05	49.53	56.65
HIF6A-100DA-1.27DSA(71)	CL631-0111-9-71	100	71.75	62.23	69.35

(26, 34, 50 CONTACTS)

NOTE 1. THE DIMENSIONS IN PARENTHESES ARE FOR REFERENCE.

1	PBT	BLACK	UL94V-0	2, 3	COPPER ALLOY	CONTACT AREA: GOLD 0.2μm min. DIP AREA: TIN 2μm min. UNDER PLATING: NICKEL 2.5μm min
NO.	MATERIAL	FINISH, REMARKS	NO.	MATERIAL	FINISH, REMARKS	
CODE NO. (OLD)	CL		DRAWN	DESIGNED	CHECKED	APPROVED
			<i>A. Sugawara</i>	<i>H. Doi</i>	<i>K. Ogawa</i>	<i>H. Okawa</i>
			05-06-03	05-06-03	05-06-03	05-06-03
DRAWING NO. EDC3-154272-21			PART NO. HIF6A-**DA-1.27DSA(71)			RELEASED
SCALE 2 : 1			CODE NO. CL631			
UNITS mm						

TO	
PCK	

HRS DRAWING FOR REFERENCE

# Mouser Electronics

Authorized Distributor

Click to View Pricing, Inventory, Delivery & Lifecycle Information:

[Hirose Electric:](#)

[HIF6A-60DA-1.27DSA\(71\)](#)