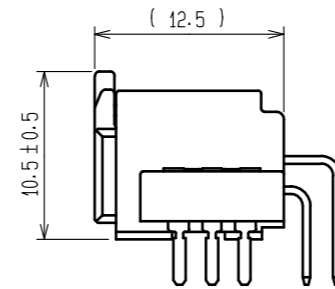
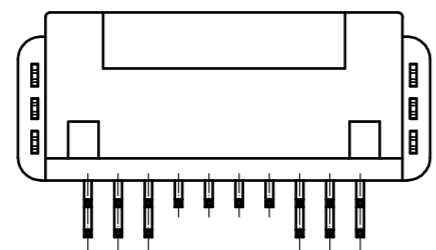
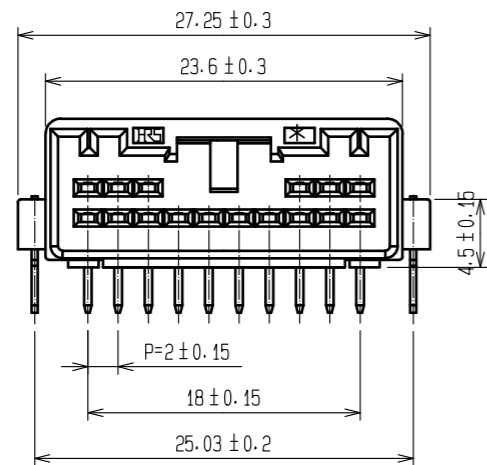
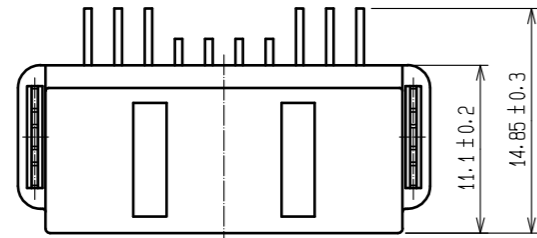
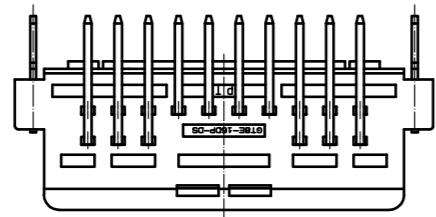
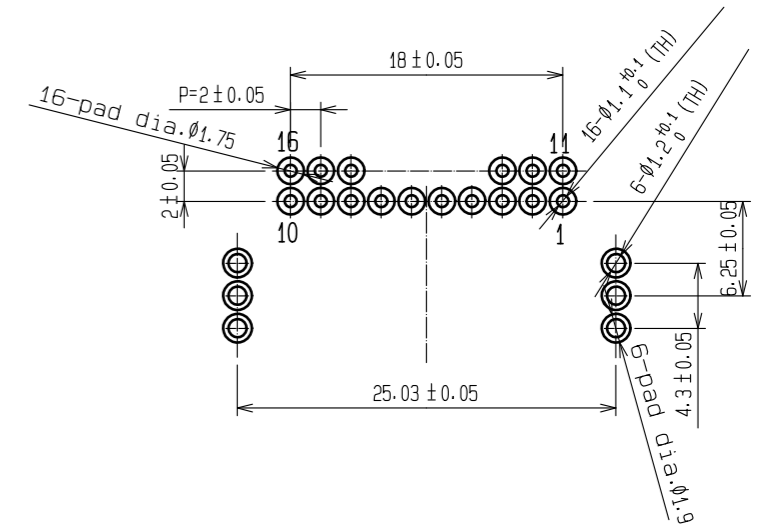


ELV. RoHS COMPLIANT



MATED CONNECTORS



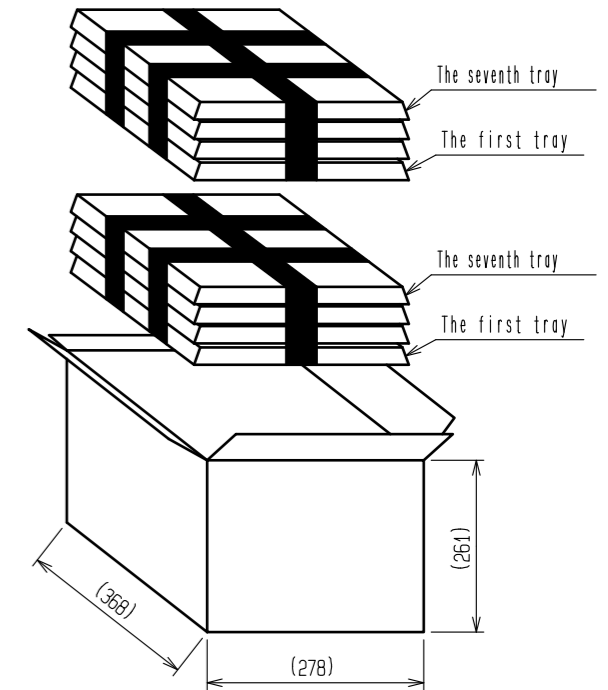
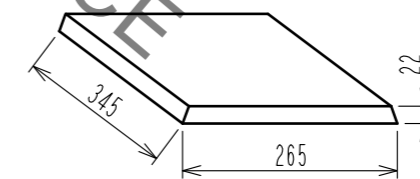
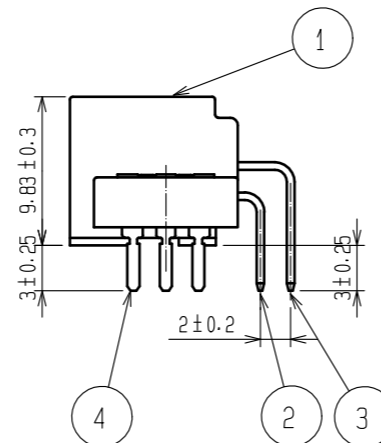
RECOMMENDED PC BOARD PATTERN (CONNECTOR SIDE) AND PIN NO.

Drawing for packing

NOTE1. Seven trays(A, B) to be piled in one bundle.
The seventh tray is an empty tray.
(One tray includes 88 pcs of products.
One bundle: 88×6=528)

NOTE2. One K-1 box includes 1056 pcs. (528×2=1056)

NOTE3. Refer following figure for the size of the tray.



2	BRASS	TIN PLATING	4	BRASS	TIN PLATING		
1	PBT	BLACK	3	BRASS	TIN PLATING		
NO.	MATERIAL	FINISH . REMARKS	NO.	MATERIAL	FINISH . REMARKS		
UNITS mm		SCALE 2 : 1	COUNT 	DESCRIPTION OF REVISIONS	DESIGNED	CHECKED	DATE
HRS HIROSE ELECTRIC CO., LTD.		APPROVED : HH. TSUKUMO	20200321	DRAWING NO.	EDC-166761-55-00		
		CHECKED : HH. TSUKUMO	20200321	PART NO.	GT8E-16DP-DS(55)		
		DESIGNED : DONGCHAN KIM	20200320	CODE NO.	CL758-0060-7-55		
		DRAWN : YK. MITSUISHI	20200310		1/1		

Mouser Electronics

Authorized Distributor

Click to View Pricing, Inventory, Delivery & Lifecycle Information:

[Hirose Electric:](#)

[GT8E-16DP-DS\(55\)](#)