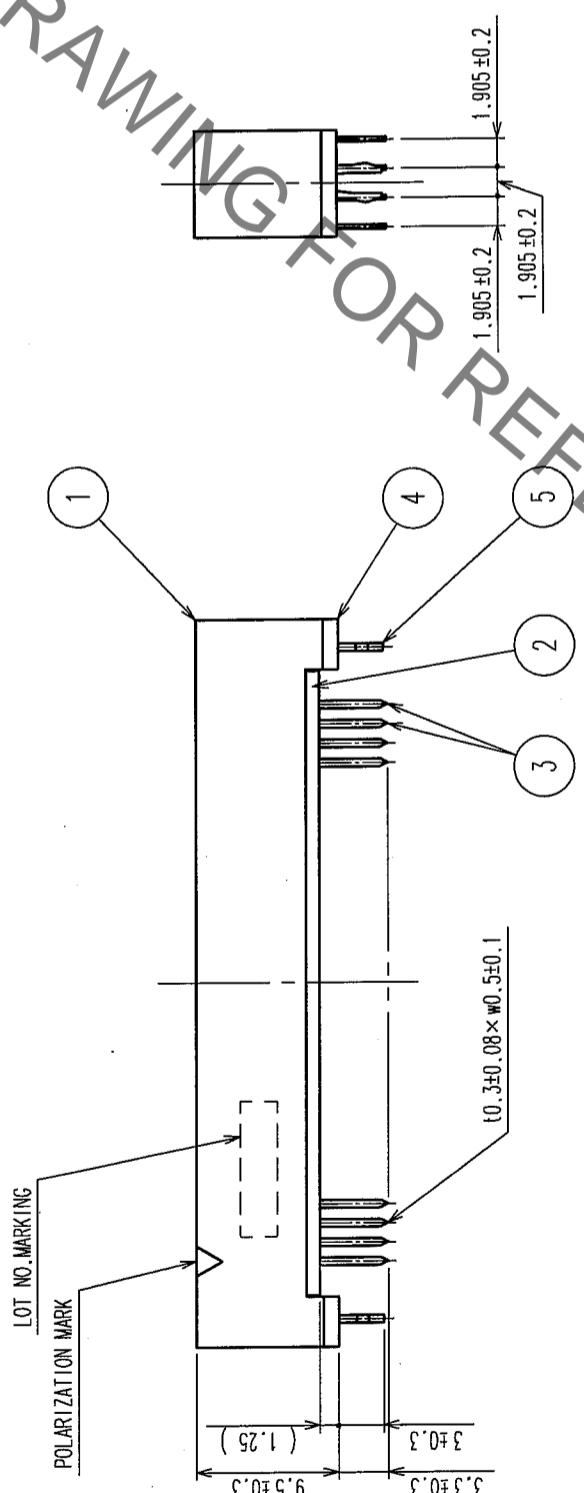
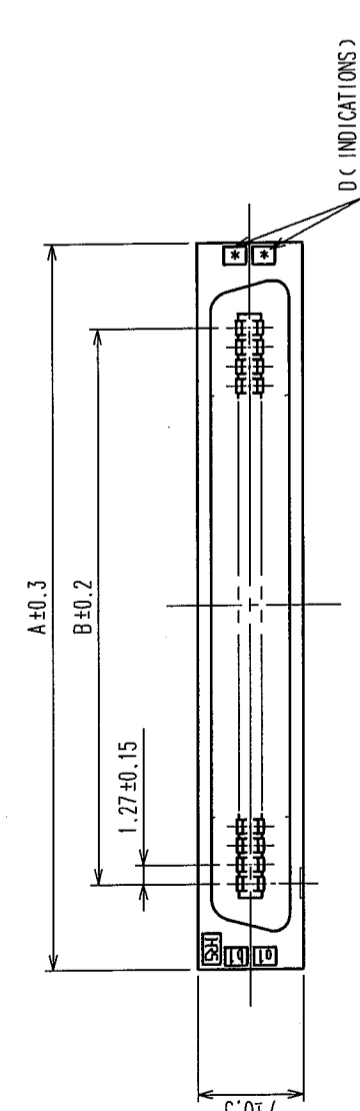
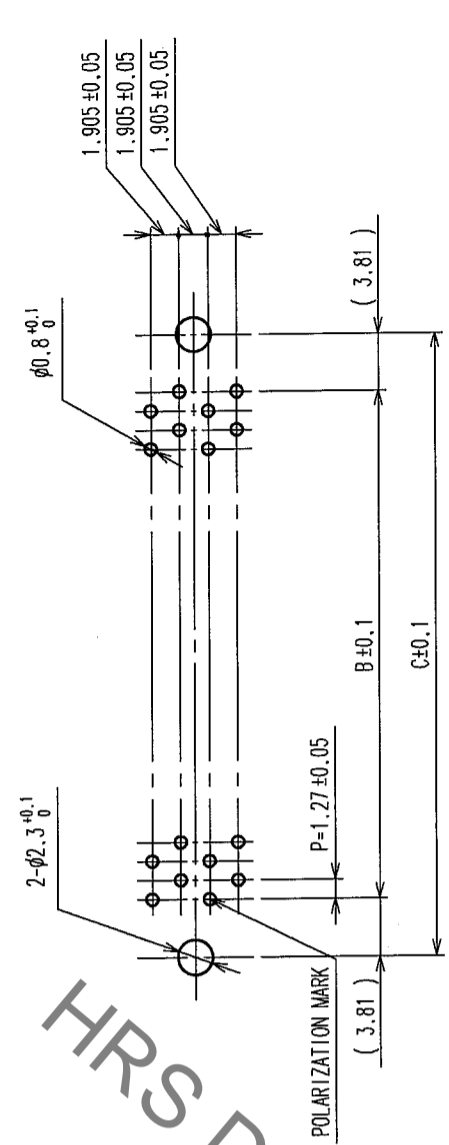


In case of consideration for using Automotive equipment / device which demand high reliability, kindly contact our sales window correspondents.

COUNT	DESCRIPTION OF REVISIONS	BY	CHKD	DATE	COUNT	DESCRIPTION OF REVISIONS	BY	CHKD	DATE



RECOMMEND PC BOARD HOLE PATTERN ( MOUNTING SIDE )  
t=1.6



PART No.	CODE No.	A	B	C	D
FX2C1-20P-1.27DSAL (71)	CL572-2261-0-71	20	22.75	11.43	19.05
FX2C1-32P-1.27DSAL (71)	CL572-2262-2-71	32	30.37	19.05	26.67
FX2C1-40P-1.27DSAL (71)	CL572-2263-5-71	40	35.45	24.13	31.75
FX2C1-52P-1.27DSAL (71)	CL572-2264-8-71	52	43.07	31.75	39.37
FX2C1-60P-1.27DSAL (71)	CL572-2265-0-71	60	48.15	36.83	44.45
FX2C1-68P-1.27DSAL (71)	CL572-2266-3-71	68	53.23	41.91	49.53
FX2C1-80P-1.27DSAL (71)	CL572-2267-6-71	80	60.85	49.53	57.15
FX2C1-100P-1.27DSAL (71)	CL572-2268-9-71	100	73.55	62.23	69.85
FX2C1-120P-1.27DSAL (71)	CL572-2269-1-71	120	86.25	74.93	82.55

NOTES 1. THE DIMENSIONS IN PARENTHESES ARE FOR REFERENCE.  
2. NUMBER OF PIN.

NO.	MATERIAL	FINISH, REMARKS	NO.	MATERIAL	FINISH, REMARKS
5	PHOSPHOR BRONZE	TIN-PLATING	3	PHOSPHOR BRONZE	CONTACT AREA: GOLD 0.2μm min DIP AREA: TIN-PLATING 2μm min UNDER PLATING: NICKEL 2μm min
4	POLYAMIDE	BLACK	UL94V-0		
1,2	POLYAMIDE	BLACK	UL94V-0		

CODE NO. (OLD)	CL	DRAWN	DESIGNED	CHECKED	APPROVED	RELEASED
		I. OKAYAMA	K. NAKAMURA	H. OKAWA	H. OKAWA	
		04.06.02	04.06.02	04.06.09	04.06.09	

DRAWING NO. EDC3-083048-21  
SCALE FREE  
UNITS mm  
PART NO. FX2C1-\*\*-P-1.27DSAL (71)  
CODE NO. CL572

TO	
PCK	

HRS DRAWING FOR REFERENCE

# Mouser Electronics

Authorized Distributor

Click to View Pricing, Inventory, Delivery & Lifecycle Information:

[Hirose Electric:](#)

[FX2C1-52P-1.27DSAL\(71\)](#)