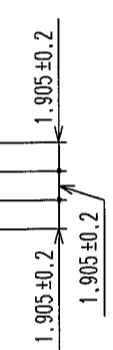
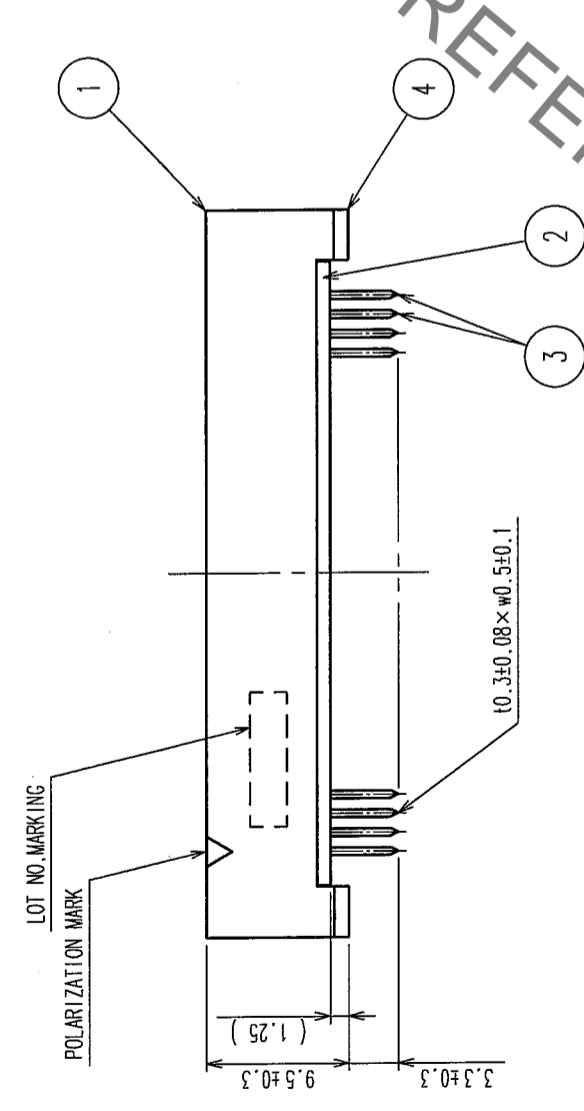
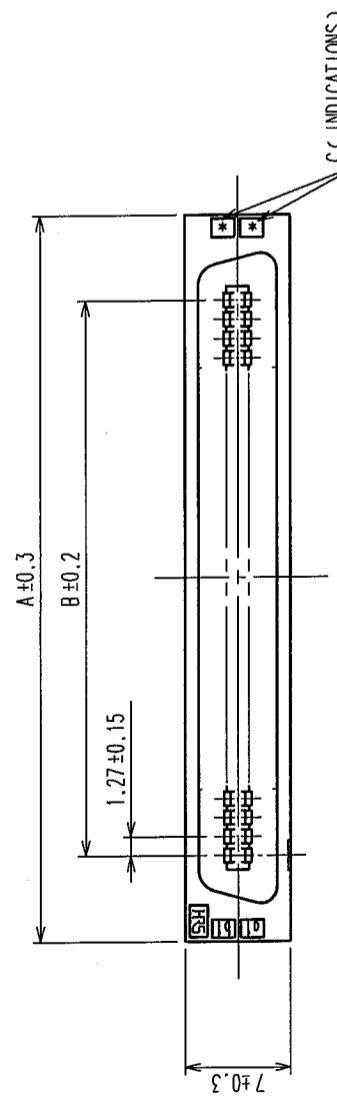
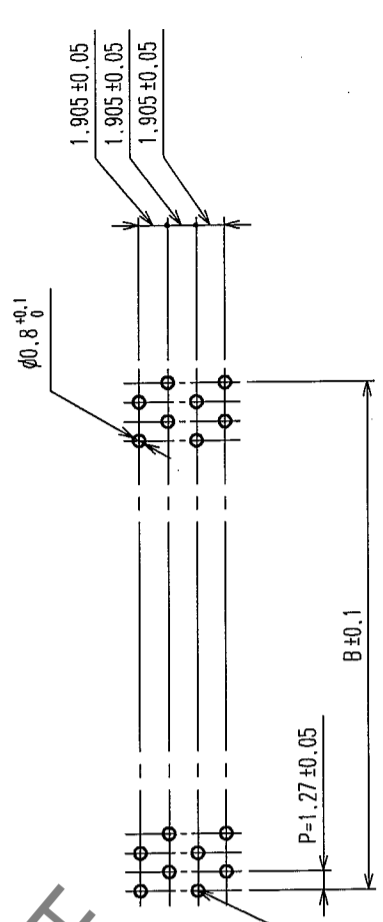


COUNT	DESCRIPTION OF REVISIONS	BY	CHKD	DATE	COUNT	DESCRIPTION OF REVISIONS	BY	CHKD	DATE
△					△				
△					△				
△					△				



RECOMMEND PC BOARD HOLE PATTERN (MOUNTING SIDE)
 $t=1.6$



PART No.	CODE No.	A	B	C
FX2C1-20P-1.27DSA(71)	CL572-2211-1-71	20	22.75	11.43
FX2C1-32P-1.27DSA(71)	CL572-2212-4-71	32	30.37	19.05
FX2C1-40P-1.27DSA(71)	CL572-2213-7-71	40	35.45	24.13
FX2C1-52P-1.27DSA(71)	CL572-2214-0-71	52	43.07	31.75
FX2C1-60P-1.27DSA(71)	CL572-2215-2-71	60	48.15	36.83
FX2C1-68P-1.27DSA(71)	CL572-2216-5-71	68	53.23	41.91
FX2C1-80P-1.27DSA(71)	CL572-2217-8-71	80	60.85	49.53
FX2C1-100P-1.27DSA(71)	CL572-2218-0-71	100	73.55	62.23
FX2C1-120P-1.27DSA(71)	CL572-2219-3-71	120	86.25	74.93

NOTES 1. THE DIMENSIONS IN PARENTHESES ARE FOR REFERENCE.
 2. NUMBER OF PIN.

NO.	MATERIAL	FINISH, REMARKS	NO.	MATERIAL	FINISH, REMARKS
4	POLYAMIDE	BLACK	3	PHOSPHOR BRONZE	
1,2	POLYAMIDE	BLACK			

CODE NO. (OLD)	CL	DRAWN	DESIGNED	CHECKED	APPROVED	RELEASED
		I. OKAYAMA	K. NAKAMURA	H. OKAWA	H. OKAWA	
		04.06.02	04.06.02	04.06.09	04.06.09	

CONTACT AREA:	GOLD	0.2μ m min
DIP AREA:	TIN-PLATING	2μ m min
UNDER PLATING:	NICKEL	2μ m min

DRAWING NO.	PART NO.
EDC3-083047-21	FX2C1-**-P-1.27DSA(71)

SCALE	UNITS	mm
FREE		

TO	PCK



HIROSE ELECTRIC CO., LTD

CL572

Mouser Electronics

Authorized Distributor

Click to View Pricing, Inventory, Delivery & Lifecycle Information:

[Hirose Electric:](#)

[FX2C1-60P-1.27DSA\(71\)](#)